

# Thoroughbred Market Report



JUNE 2021

*Editor – Bill Oppenheim, [bopp@billoppenheim.com](mailto:bopp@billoppenheim.com)*

*Managing Editor – Emily J Plant PhD, [emily@billoppenheim.com](mailto:emily@billoppenheim.com)*

*Worldwide Sales Ticker – Brianne Stanley, [bristanley1@gmail.com](mailto:bristanley1@gmail.com)*

*Copyright 2021: The Bill Oppenheim Group*

*For subscription information go to [www.billoppenheim.com](http://www.billoppenheim.com)  
or contact [info@billoppenheim.com](mailto:info@billoppenheim.com)*

---

# Thoroughbred Market Report

JUNE 2021

TABLE OF CONTENTS	PAGE
<b>Section 1: Leading Young Sires In North America &amp; Europe</b>	1
North American F2018 sires	2
North American F2017 sires	3
European F2018 sires	5
European F2017 sires	6
<b>Section 2: North American 2yo Sales</b>	7
Worldwide Sales Ticker: North American two-year-olds in training	8
Leading North American Sires of two-year-olds in training	9
<b>Section 3: European 2yo Sales</b>	10
Worldwide Sales Ticker: European two-year-olds in training	11
Leading European Sires of two-year-olds in training	12
<b>Section 4: Leading Young Sires In Australasia</b>	13
Australasian F2018 sires	14
Australasian F2017 sires	15
<b>Section 5: Australasian Sales</b>	16
Worldwide Sales Ticker: Australasian yearlings	17
Leading Australasian Sires of yearlings	18
Worldwide Sales Ticker: Australasian weanlings	19
Leading Australasian Sires of weanlings	21
Worldwide Sales Ticker: Australasian Filly & Mare Sales data	22
Leading Australasian Sires of In-Foal mares	24
<b>Section 6: Bill's Tweets</b>	25

- Leading F2018 & F2017 Sires with 1st 4yo's & 3yo's in North America & Europe: Nyquist; American Pharoah, Constitution, and Liam's Map; Mehmas; Make Believe, Night of Thunder, and Gleneagles top the charts;
- North American 2yo Sales back to within 2% of 2019 level; Quality Road the top sales sire; Nyquist and 6 others with 4+ sold have averaged over \$300,000;
- European 2yo Sales recover to 2017-2019 levels; Kingman the top sire with 3+ sold;
- Leading F2018 & F2017 Sires with 1st 2yo's & 3yo's in Australasia: Newgate's Extreme Choice and Capitalist each over A\$3.3-million in progeny earnings among F2018 sires; 6 sires are over \$1-million; Pride of Dubai and Headwater top F2017 sires;
- Australasian 2021 auction sales have reached A\$897-million (US\$695-million) – more than European sales grossed in 2019. Not A Single Doubt the leading yearling sire on average but I Am Invincible and Snitzel's 192 yearlings combined grossed almost A\$96m between them;
- And Bill's Tweets; plenty of sires highlighted, including Gun Runner, Havana Gold, Protectionist, Kodi Bear, Starspangledbanner, Maclean's Music ... and the sire of the Epsom Derby 1-3, Frankel ... And More

To subscribe to the Thoroughbred Market Report please visit  
<https://billoppenheim.com/abouttmr.php> or email [emily@billoppenheim.com](mailto:emily@billoppenheim.com)

## SECTION 1: LEADING YOUNG SIRES IN NORTH AMERICA & EUROPE



Leading NA F2018 sire Nyquist (photo courtesy Darley Stallions)

### NA F2018

Though his 2020 G1 winners, Champion 2yo Filly Vequist and Canadian G1 winner Gretzky The Great, are 0-for-2021 between them, Darley's **Nyquist** comfortably retains the number one spot among North American F2018 (first foals 2018) sires, ranked by cumulative progeny earnings. Though he has as yet no 2021 SW he has had three Graded Stakes Horses (GSH) this year, and his total of eight GSH is double that of any of his contemporaries, which is why he sustains a \$600,000+ lead over Taylor Made's **Not This Time**, who is the leading F2018 North American sire by cumulative Black-Type Winners (BTW, 6), and Black-Type Horses (BTH, 10). Coolmore phenom Uncle Mo still has three of the six sires with over \$2-million in cumulative progeny earnings, including third-ranked **Laoban**, who unfortunately died suddenly during his first season at WinStar, and sixth-ranked **Outwork**, also at WinStar. Nyquist's Darley barn-mate **Frosted** currently ranks #2 in 2021 and fourth cumulatively, but he will go back to 2021 #1 if Medina Spirit, by current cumulative fifth-ranked **Protonico**, is disqualified from his G1 Kentucky Derby win. Frosted is also #5 on the Australian Freshman Sire List with his first crop there. The big mover in this crop this year is Claiborne's **Runhappy**, who was only #16 on the 2020 Freshman Sire List but is #4 in 2021, with some impressive winners who look like they're going places and is now #10 overall.

### NA F2017

Coolmore Ashford's **American Pharoah** and WinStar's **Constitution** have been 1-2 on this list for a good while and are both clearly top-drawer sires. American Pharoah has the edge on Constitution by number of Black-Type Winners (16 to 14), Graded/Group SW (10 to 7), and Graded SH (21 to 18), and they are tied by number of Black-Type Horses with 33 each. The only horse close to Constitution for second spot in any of those categories is Lane's End's **Liam's Map**, with 6 GSW; notably three are G1 winners (tying him in that category with American Pharoah) and three are G2 winners. Liam's Map is #4 by cumulative progeny earnings, though, with Darby Dan's **Tapiture**, the group's leader by number of winners (127), narrowly third. He has seven BTW but only one GSW, but he is doing a great job for a \$10,000 stallion compared to these other heavyweights. Constitution, Tapiture, and #6-ranked **Tonalist**, who has just had his first G1 winner with G1 Hollywood Gold Cup victor Country Grammer, paint a pretty nice picture for Tapit – who just sired his record-equaling fourth winner of the G1 Belmont S. – as a sire of sires, along with F2018 Frosted. **Daredevil**, sire of G1-winning fillies Swiss Skydiver and Shedaresthedevil in his first crop, before his sale to Turkey and subsequent return to stand at Lane's End this year, ranks #5 by cumulative progeny earnings.

## NORTH AMERICAN LEADING SIRES WITH FIRST FOALS 2018 (CUMULATIVE)

RANK	STALLION	YOB	SIRE NAME	CURRENT ST	OTHER ST	RNRS	WNRS	EARNINGS	SWs	SHs	GWs	GHs	G1W	G1Hs	Win Dist
1	NYQUIST	2013	UNCLE MO	KY	KY	64	32	3,531,926	2	8	2	8	2	4	1400
2	NOT THIS TIME	2014	GIANT'S CAUSEWAY	KY	KY	79	45	2,909,380	6	10	1	3	1	1	1321
3	LAOBAN	2013	UNCLE MO	DEAD	KY	53	25	2,744,218	5	7	2	4	1	2	1323
4	FROSTED	2012	TAPIT	KY	KY	89	34	2,667,864	3	8	1	4	0	1	1315
5	PROTONICO	2011	GIANT'S CAUSEWAY	KY	KY	10	4	2,412,471	1	1	1	1	1	1	1507
6	OUTWORK	2013	UNCLE MO	KY	KY	71	31	2,221,227	3	6	0	1	0	1	1315
7	SPEIGHTSTER	2012	SPEIGHTSTOWN	KY	KY	81	34	1,888,925	2	4	0	0	0	0	1272
8	UPSTART	2012	FLATTER	KY	KY	68	32	1,810,764	0	3	0	1	0	1	1406
9	EXAGGERATOR	2013	CURLIN	KY	KY	91	36	1,759,830	1	6	0	0	0	0	1339
10	RUNHAPPY	2012	SUPER SAVER	KY	KY	69	28	1,752,352	2	5	0	1	0	0	1321
11	AIR FORCE BLUE	2013	WAR FRONT	KY	KY	68	29	1,660,470	0	5	0	0	0	0	1403
12	VANCOUVER	2012	MEDAGLIA D'ORO	AUS	KY	60	26	1,345,803	1	3	1	1	0	0	1445
13	CALIFORNIA CHROME	2011	LUCKY PULPIT	JPN	KY	71	27	1,261,975	1	2	0	1	0	1	1334
14	MSHAWISH	2010	MEDAGLIA D'ORO	KY	KY	60	24	1,157,138	1	5	1	2	0	0	1359
15	BRODY'S CAUSE	2013	GIANT'S CAUSEWAY	KY	KY	41	13	1,081,936	2	5	2	4	0	1	1341
16	MOSLER	2011	WAR FRONT	MD	MD	40	19	990,492	2	2	0	0	0	0	1234
17	TOURIST	2011	TIZNOW	KY	KY	63	27	983,327	0	2	0	0	0	0	1404
18	JESS'S DREAM	2012	CURLIN	FL	FL	40	15	932,769	1	3	1	1	0	0	1444
19	WAR DANCER	2010	WAR FRONT	NY	NY	42	13	881,866	1	4	0	1	0	0	1340
20	FLINTSHIRE	2010	DANSILI	KY	KY	52	16	839,270	1	1	1	1	0	0	1610
21	UNCLE LINO	2013	UNCLE MO	PA	PA	28	16	744,087	0	2	0	0	0	0	1109
22	CINCO CHARLIE	2012	INDIAN CHARLIE	KY	KY	39	22	742,327	1	3	0	1	0	0	1188
23	ANCHOR DOWN	2011	TAPIT	KY	KY	31	15	742,037	0	3	0	0	0	0	1334
24	HIT IT A BOMB	2013	WAR FRONT	KY	KY	27	7	571,875	1	3	1	2	0	1	1350
25	EFFINEX	2011	MINESHAFT	DEAD	NY	33	14	536,642	0	0	0	0	0	0	1375
26	BIG BLUE KITTEN	2008	KITTEN'S JOY	KY	KY	29	7	531,314	1	1	0	0	0	0	1630
27	TEXAS RED	2012	AFLEET ALEX	KY	KY	28	11	517,288	1	3	1	1	0	0	1256
28	RELOAD	2009	HARD SPUN	ON	ON	18	8	509,138	1	6	0	0	0	0	1090
29	IRONICUS	2011	DISTORTED HUMOR	KY	KY	19	4	474,822	1	1	1	1	0	0	1525
30	TAMARKUZ	2010	SPEIGHTSTOWN	KY	KY	18	9	380,440	1	2	1	1	0	0	1393
31	FIRING LINE	2012	LINE OF DAVID	KY	KY	24	9	379,480	0	0	0	0	0	0	1165
32	SOCIAL INCLUSION	2011	PIONEEROF THE NILE	PA	FL	21	6	348,460	0	0	0	0	0	0	1450
33	SLUMBER	2008	CACIQUE	NY	KY	10	2	294,428	1	1	1	1	0	0	1675
34	PEACE AND JUSTICE	2010	WAR FRONT	PA	MD	13	6	267,645	1	1	0	0	0	0	1285
35	RIDE ON CURLIN	2011	CURLIN	FL	FL	13	6	264,226	0	2	0	1	0	0	1114
36	MAJESTIC HARBOR	2008	ROCKPORT HARBOR	CA	IN	10	5	256,050	0	2	0	0	0	0	1291
37	HARRY'S HOLIDAY	2011	HARLAN'S HOLIDAY	IN	KY	11	5	232,979	0	1	0	0	0	0	1383
38	AMI'S HOLIDAY	2011	HARLAN'S HOLIDAY	ON	ON	13	4	196,876	0	1	0	0	0	0	1175
39	BARBADOS	2012	SPEIGHTSTOWN	MD	MD	2	2	107,396	0	0	0	0	0	0	1200
40	OPTIMIZER	2009	ENGLISH CHANNEL	KY	KY	12	4	101,898	0	0	0	0	0	0	1500
41	PRAYER FOR RELIEF	2008	JUMP START	IN	FL	6	3	100,379	0	0	0	0	0	0	1200
42	TAMARANDO	2011	BERTRANDO	CA	CA	11	2	61,860	0	0	0	0	0	0	1233
43	UNCLE VINNY	2013	UNCLE MO	PA	FL	6	3	44,552	0	0	0	0	0	0	1433
44	PRODUCER	2009	DUTCH ART	KY	KY	4	1	20,365	0	0	0	0	0	0	1200
45	JAVA'S WAR	2010	WAR PASS	ON	ON	1	0	8,299	0	0	0	0	0	0	-
46	HOME OF THE BRAVE	2013	TIZNOW	OK	OK	5	0	6,942	0	0	0	0	0	0	-

[For a complete list of all North American stallions with first foals 2018 click here](#)



## NORTH AMERICAN LEADING SIRES WITH FIRST FOALS 2017 (CUMULATIVE)

RANK	STALLION	YOB	SIRE NAME	CURRENT ST	OTHER ST	RNRS	WNRS	EARNINGS	SWs	SHs	GWs	GHs	G1W	G1Hs	Win Dist
1	AMERICAN PHAROAH	2012	PIONEEROF THE NILE	KY	KY	232	118	14,516,329	16	33	10	21	3	9	1554
2	CONSTITUTION	2011	TAPIT	KY	KY	173	107	13,327,272	14	33	7	18	1	4	1422
3	TAPITURE	2011	TAPIT	KY	KY	201	127	8,822,199	7	20	1	4	0	1	1294
4	LIAM'S MAP	2011	UNBRIDLED'S SONG	KY	KY	155	84	8,749,085	9	15	6	9	3	5	1395
5	DAREDEVIL	2012	MORE THAN READY	KY	KY	105	52	6,741,909	4	7	2	3	2	3	1319
6	TONALIST	2011	TAPIT	KY	KY	120	73	6,261,974	6	17	2	7	1	1	1520
7	KHOZAN	2012	DISTORTED HUMOR	FL	FL	105	69	6,193,915	7	17	0	3	0	0	1286
8	BAYERN	2011	OFFLEE WILD	KY	KY	117	85	6,038,668	4	13	1	3	0	0	1309
9	CARPE DIEM	2012	GIANT'S CAUSEWAY	KY	KY	169	92	5,802,440	4	9	0	2	0	0	1369
10	PALACE MALICE	2010	CURLIN	KY	KY	143	79	5,692,751	7	11	4	6	1	1	1397
11	HONOR CODE	2011	A.P. INDY	KY	KY	149	72	5,552,037	2	8	2	5	1	2	1463
12	COMPETITIVE EDGE	2012	SUPER SAVER	TX	KY	117	72	5,367,444	5	12	0	4	0	0	1220
13	WICKED STRONG	2011	HARD SPUN	PA	KY	157	83	4,763,171	2	9	1	1	0	0	1425
14	SUMMER FRONT	2009	WAR FRONT	KY	KY	125	62	4,653,560	5	12	3	6	0	1	1460
15	COMMISSIONER	2011	A.P. INDY	KSA	KY	111	60	4,263,391	8	16	2	7	0	0	1345
16	KARAKONTIE	2011	BERNSTEIN	KY	KY	80	50	3,453,984	7	12	3	5	0	0	1489
17	FAST ANNA	2011	MEDAGLIA D'ORO	DEAD	KY	86	46	3,187,672	4	9	0	0	0	0	1236
18	GOLDEN LAD	2010	MEDAGLIA D'ORO	MD	MD	66	39	3,133,361	3	6	0	1	0	0	1305
19	RACE DAY	2011	TAPIT	KOR	KY	85	50	3,123,559	4	7	0	0	0	0	1273
20	THE BIG BEAST	2011	YES IT'S TRUE	FL	FL	70	49	2,862,973	3	8	0	2	0	2	1190
21	LEA	2009	FIRST SAMURAI	KY	KY	84	50	2,689,100	5	6	1	2	0	0	1439
22	MR SPEAKER	2011	PULPIT	KY	KY	55	35	2,621,023	1	4	1	1	1	1	1342
23	PALACE	2009	CITY ZIP	KSA	KY	99	55	2,444,047	2	5	0	2	0	0	1257
24	BOURBON COURAGE	2009	LION HEART	MD	MD	57	34	2,400,579	2	6	0	2	0	0	1282
25	DANZA	2011	STREET BOSS	OH	KY	80	43	2,009,637	1	4	0	0	0	0	1307
26	IMAGINING	2008	GIANT'S CAUSEWAY	MD	MD	58	29	1,832,683	1	2	0	1	0	0	1358
27	SKY KINGDOM	2009	EMPIRE MAKER	OH	KY	51	27	1,678,916	1	3	0	1	0	1	1403
28	SECRET CIRCLE	2009	EDDINGTON	LA	KY	43	32	1,609,907	0	7	0	2	0	0	1200
29	DRAMEDY	2009	DISTORTED HUMOR	KSA	KY	20	13	1,523,113	2	3	0	0	0	0	1423
30	JACK MILTON	2010	WAR FRONT	KY	KY	63	32	1,461,346	2	2	1	1	0	0	1334
31	CONVEYANCE	2007	INDIAN CHARLIE	WA	KY	42	21	1,416,820	1	2	0	1	0	1	1298
32	FRAC DADDY	2010	SCAT DADDY	ON	ON	29	15	1,095,329	1	2	0	1	0	0	1284
33	BAHAMIAN SQUALL	2009	GONE WEST	FL	FL	40	21	1,054,228	1	2	0	0	0	0	1180
34	CHITU	2011	HENNY HUGHES	FL	FL	47	24	1,052,586	1	3	0	0	0	0	1252
35	MICROMANAGE	2010	MEDAGLIA D'ORO	NY	NY	43	18	939,385	0	0	0	0	0	0	1520
36	NORMANDY INVASION	2010	TAPIT	RETIRED	NY	50	21	919,091	0	0	0	0	0	0	1403
37	FURY KAPCORI	2010	TIZNOW	FL	FL	34	17	791,737	2	2	0	0	0	0	1226
38	MEDAL COUNT	2011	DYNAFORMER	OH	KY	52	23	748,255	0	0	0	0	0	0	1280
39	CURLIN TO MISCHIEF	2011	CURLIN	CA	CA	29	15	745,740	1	1	0	0	0	0	1100
40	WE MISS ARTIE	2011	ARTIE SCHILLER	KY	ON	24	10	745,635	3	3	1	1	0	0	1294
41	GOVENOR CHARLIE	2010	MIDNIGHT LUTE	CA	CA	33	15	718,243	1	2	0	0	0	0	1253
42	MAJESTIC CITY	2009	CITY ZIP	NY	NY	37	11	713,982	0	2	0	0	0	0	1184
43	HAMPTON COURT	2011	REDOUTE'S CHOICE	AUS	KY	28	15	659,566	0	1	0	0	0	0	1279
44	SILVER MAX	2009	BADGE OF SILVER	RETIRED	ON	24	10	613,073	0	1	0	0	0	0	1395
45	BAKKEN	2010	DISTORTED HUMOR	BC	0	32	22	510,060	3	4	0	0	0	0	1297
46	JAPAN	2012	MEDAGLIA D'ORO	BRZ	NY	29	8	476,858	0	0	0	0	0	0	1450
47	AMIRA'S PRINCE	2009	TEOFILO	FL	0	19	10	440,381	0	0	0	0	0	0	1360
48	LOTSA MISCHIEF	2011	INTO MISCHIEF	AZ	0	24	13	439,023	0	1	0	0	0	0	1084
49	CIRCUMFERENCE	2012	GALILEO	CA	CA	15	6	382,568	0	0	0	0	0	0	1366
50	GOLDEN TICKET	2009	SPEIGHTSTOWN	RETIRED	NY	29	11	349,638	0	0	0	0	0	0	1144
51	CONQUEST CURLINATE	2012	CURLIN	ON	ON	18	6	340,574	0	0	0	0	0	0	1615

[For a complete list of all North American stallions with first foals 2017 click here](#)



*Leading EU F2018 sire Mehmas (photo courtesy Tally-Ho Stud)*

### **EU F2018**

Ireland's Tally-Ho Stud's Mehmas went to stud with two important credentials: he is bred on the exact cross as Dark Angel (Acclamation out of a Machiavellian mare); and he had serious form as a 2yo (the only season he raced), running second to Caravaggio in the 2016 G1 Coventry S., second to Churchill in the G1 National S., and in between won two 6-furlong G2 races, the July S. at Newmarket and the Richmond S. at Goodwood (defeating Blue Point). He was the runaway Leading European Freshman Sire of 2020, with a record 56 winners including G1 Middle Park winner Supremacy, and he's the runaway leading second-crop sire this year, with already five 2021 BTW, 13 BTH, three GSW and nine GSH. He now has 10 BTW (5 GSW), 19 BTH (14 GSH), a G1 winner and three G1-placed – the leading European second-crop sire in all these categories too. He now has 74 winners.

Invincible Spirit sons Shalaa, France's Haras de Bouquetot's winner of the 2015 G1 Middle Park S., and Darley's G1 winner Territories, also second to Gleneagles in the 2015 G1 English 2000 Guineas, rank 2-3 on the cumulative European F2018 list. Shalaa is also the #3 freshman sire in Australasia, where he shuttles to Arrowfield Stud, this season. The other horse really lighting the place up is Ireland's Rathbarry Stud's Kodi Bear, who is up to #4 by cumulative progeny earnings and has three BT winners this year (four overall, 7 BTH, of which 5 GSH), including Mystery Angel, second (albeit a distant second) to Snowfall in the June 4 G1 Epsom Oaks. Plenty of shrewd judges are

breeding to him at a bargain €6,000 this year. Also over \$750,000 in cumulative progeny earnings are: France's no-miss stallion maker Haras de Colleville Goken, by their first miracle-sire project, Kendargent; Ireland's Ballylinch Stud's New Bay, who looks like he's getting a fair few class 'two-turn' horses; Cheveley Park's Twilight Son, by Pivotal's son Kyllachy and sire of the impressive Listed winning sprinter Twilight Spinner, subject of a big-money transfer to Joseph O'Brien for American owner Scott Heider; and Darley Kildagan's Belardo, who had three GSW in his first crop last year.

### **EU F2017**

Mishriff, from the first crop of the 2015 G1 Poule d'Essai des Poulains (French 2000 Guineas) and G1 Prix de la Foret winner, Ireland's Ballylinch Stud's Make Believe, did win the G1 Prix du Jockey-Club (French Derby) last year, but his big paydays have come in early 2021, when he won the \$20-million Saudi Cup and the \$5-million G1 Sheema Classic, collecting \$12,900,000 for his efforts. So, in terms of cumulative progeny earnings for European F2017 sires, with their first 4yo's, Make Believe is gone beyond recall. He's not just a one-trick pony, with three other GSW, but boy does this illustrate the impact of these big-money races on sire lists.

Two other sires from this crop, Darley Kildagan's Night of Thunder, by Dubawi and the only horse ever to beat Kingman, and Coolmore's Gleneagles, a four-time G1 winner at seven furlongs and a mile by Galileo, rank 2-3 by cumulative progeny earnings and are

clear leaders in the Black-Type and Group Race categories. Night of Thunder has sired 16 BTW (9 GSW), and 26 BTH (14 GSH); Gleneagles has 12 BTW (7 GSW) and 18 BTH (also 14 GSH). Make Believe (4 GSW) is the only other European F2017 sire with more than two GSW. Otherwise the form for this sire crop is rather thin on the ground, though #4 by cumulative progeny earnings, Darley's Golden Horn, and #5, Highclere's Cable Bay – another by

Invincible Spirit – have 14 and 15 Black-Type Horses, respectively. Gleneagles has already made a big move forward with his first crop 4yo's this year; the same could happen for Golden Horn and Cable Bay. But if it does it will be from opposite sides of the distance spectrum: using figures provided to us by Arion, Golden Horn's progeny's average winning distance is 2110m; Cable Bay's is 1244m.

### EUROPEAN LEADING SIRES WITH FIRST FOALS 2018 (CUMULATIVE)

RANK	STALLION	YOB	SIRE NAME	CURRENT ST	OTHER ST	RNRS	WNRS	EARNINGS	SWs	SHs	GWs	GHs	G1W	G1Hs	Win Dist
1	MEHMAS	2014	ACCLAMATION	IRE	IRE	149	74	2,653,543	10	19	5	14	1	3	1253
2	SHALAA	2013	INVINCIBLE SPIRIT	FR	FR	89	35	1,176,379	2	4	1	3	0	1	1472
3	TERRITORIES	2012	INVINCIBLE SPIRIT	ENG	IRE	94	45	1,110,805	2	8	1	3	0	1	1440
4	KODI BEAR	2012	KODIAC	IRE	IRE	74	30	959,228	4	7	0	5	0	1	1272
5	GOKEN	2012	KENDARGENT	FR	FR	50	24	917,206	2	3	2	3	0	0	1414
6	NEW BAY	2012	DUBAWI	IRE	IRE	55	22	910,703	2	6	2	2	0	1	1613
7	TWILIGHT SON	2012	KYLLACHY	ENG	ENG	107	44	871,664	2	4	1	1	0	0	1257
8	BELARDO	2012	LOPE DE VEGA	IRE	IRE	67	26	777,550	4	5	3	3	0	0	1499
9	ADAAY	2012	KODIAC	ENG	ENG	88	32	732,311	0	3	0	1	0	0	1286
10	PRIDE OF DUBAI	2012	STREET CRY	AUS	IRE	59	18	659,745	6	6	3	5	0	0	1507
11	THE GURKHA	2013	GALILEO	IRE	IRE	86	28	659,576	1	3	1	1	0	0	1623
12	AWTAAD	2013	CAPE CROSS	IRE	IRE	71	24	558,694	3	4	0	0	0	0	1496
13	BURATINO	2013	EXCEED AND EXCEL	IRE	IRE	66	15	541,198	1	1	0	1	0	0	1556
14	PRINCE OF LIR	2014	KODIAC	IRE	IRE	50	20	487,070	1	3	1	1	0	1	1205
15	BOBBY'S KITTEN	2011	KITTEN'S JOY	ENG	ENG	56	18	485,954	0	1	0	1	0	0	1557
16	DARIYAN	2012	SHAMARDAL	FR	FR	39	14	382,711	0	3	0	2	0	0	1721
17	VADAMOS	2011	MONSUN	JUMPS	IRE	64	19	374,980	0	2	0	1	0	0	1496
18	SCISSOR KICK	2011	REDOUTE'S CHOICE	FR	FR	24	9	350,278	0	0	0	0	0	0	1720
19	COULSTY	2011	KODIAC	IRE	IRE	27	11	349,994	3	6	1	2	0	0	1485
20	MARTINBOROUGH	2009	DEEP IMPACT	FR	FR	23	7	293,138	0	1	0	0	0	0	2050
21	MARKAZ	2012	DARK ANGEL	IRE	IRE	50	17	269,622	0	0	0	0	0	0	1458
22	ESTIDHKAAR	2012	DARK ANGEL	IRE	IRE	51	14	254,123	1	2	1	1	0	0	1347
23	MORANDI	2010	HOLY ROMAN EMPEROR	FR	FR	25	5	241,539	0	0	0	0	0	0	1494
24	EXOSPHERE	2012	LONHRO	AUS	FR	13	7	236,637	0	2	0	0	0	0	1536
25	BOW CREEK	2011	SHAMARDAL	FR	FR	11	3	215,830	0	1	0	1	0	1	1442
26	FASCINATING ROCK	2011	FASTNET ROCK	IRE	IRE	30	8	214,041	1	1	0	0	0	0	1457
27	CHARMING THOUGHT	2012	OASIS DREAM	ENG	ENG	31	9	203,426	0	0	0	0	0	0	1442
28	PROTECTIONIST	2010	MONSUN	GER	GER	19	6	181,061	2	3	2	2	0	0	1941
29	THE LAST LION	2014	CHOISIR	IRE	IRE	39	8	177,731	0	0	0	0	0	0	1382
30	AJAYA	2013	INVINCIBLE SPIRIT	IRE	IRE	15	9	158,809	0	2	0	0	0	0	1418
31	HARZAND	2013	SEA THE STARS	IRE	IRE	33	8	150,773	0	1	0	0	0	0	2031
32	PEARL SECRET	2009	COMPTON PLACE	ENG	ENG	33	7	139,498	0	0	0	0	0	0	1433
33	MARCEL	2013	LAWMAN	IRE	ENG	7	1	66,493	0	0	0	0	0	0	1350
34	STRATH BURN	2012	EQUIANO	IRE	IRE	7	3	57,990	0	1	0	1	0	0	1087
35	PARISH HALL	2009	TEOFILO	IRE	IRE	5	1	15,329	0	0	0	0	0	0	1225
36	LUCKY LION	2011	HIGH CHAPARRAL	GER	GER	2	0	1,227	0	0	0	0	0	0	-

[For a complete list of all European stallions with first foals 2018 click here](#)



## EUROPEAN LEADING SIRES WITH FIRST FOALS 2017 (CUMULATIVE)

RANK	STALLION	YOB	SIRE NAME	CURRENT ST	OTHER ST	RNRS	WNRS	EARNINGS	SWs	SHs	GWs	GHs	G1W	G1Hs	Win Dist
1	MAKE BELIEVE	2012	MAKFI	IRE	IRE	100	49	15,288,847	5	6	4	5	1	1	1788
2	NIGHT OF THUNDER	2011	DUBAWI	IRE	ENG	135	77	4,044,970	16	26	9	14	0	1	1515
3	GLENEAGLES	2012	GALILEO	IRE	IRE	170	90	3,296,795	12	18	7	14	0	1	1780
4	GOLDEN HORN	2012	CAPE CROSS	ENG	ENG	145	82	2,557,480	4	14	1	5	0	1	2110
5	CABLE BAY	2011	INVINCIBLE SPIRIT	ENG	ENG	135	56	2,289,490	4	15	2	7	0	1	1244
6	GUTAIFAN	2013	DARK ANGEL	FR	IRE	197	80	1,876,015	3	5	1	3	0	1	1389
7	GALIWAY	2011	GALILEO	FR	FR	44	21	1,808,770	5	6	2	4	1	1	1700
8	MUHAARAR	2012	OASIS DREAM	ENG	ENG	173	86	1,789,933	4	10	2	7	0	1	1606
9	OUTSTRIP	2011	EXCEED AND EXCEL	ENG	ENG	131	48	1,587,154	3	4	2	2	0	1	1563
10	FREE EAGLE	2011	HIGH CHAPARRAL	IRE	IRE	95	39	1,155,838	2	3	0	2	0	1	1888
11	DUE DILIGENCE	2011	WAR FRONT	ENG	ENG	90	40	1,117,325	3	4	2	3	0	0	1236
12	ANJAAL	2011	BAHAMIAN BOUNTY	IRE	IRE	115	44	1,097,714	1	4	0	1	0	0	1392
13	SIDESTEP	2010	EXCEED AND EXCEL	AUS	FR	67	34	1,092,681	2	6	0	3	0	0	1663
14	BRAZEN BEAU	2011	I AM INVINCIBLE	AUS	ENG	118	48	1,012,390	3	6	1	2	0	0	1305
15	IVAWOOD	2012	ZEBEDEE	FR	IRE	83	41	953,528	2	5	0	0	0	0	1425
16	HOT STREAK	2011	IFFRAAJ	FR	ENG	78	31	756,988	3	3	1	2	0	0	1390
17	PRINCE GIBRALTAR	2011	ROCK OF GIBRALTAR	FR	FR	40	20	673,772	0	1	0	0	0	0	2096
18	HUNTER'S LIGHT	2008	DUBAWI	FR	FR	65	19	653,802	1	1	1	1	0	0	1898
19	THE WOW SIGNAL	2012	STARSPANGLED BANNER	DEAD	FR	10	6	643,073	2	2	1	1	1	1	1447
20	ELVSTROEM	2000	DANEHILL	FR	FR	42	11	507,981	0	1	0	1	0	0	1755
21	AMARON	2009	SHAMARDAL	GER	GER	47	23	467,631	1	2	0	1	0	0	1706
22	HALLOWED CROWN	2011	STREET SENSE	AUS	IRE	42	19	420,671	0	3	0	0	0	0	1587
23	FRENCH NAVY	2008	SHAMARDAL	IRE	IRE	41	12	407,862	0	1	0	0	0	0	1737
24	AMARILLO	2009	HOLY ROMAN EMPEROR	FR	FR	22	8	368,380	0	1	0	0	0	0	1800
25	FOUNTAIN OF YOUTH	2011	OASIS DREAM	ENG	ENG	88	19	325,642	0	0	0	0	0	0	1411
26	RED DUBAWI	2008	DUBAWI	FR	FR	26	13	319,782	0	1	0	0	0	0	1973
27	KINGSTON HILL	2011	MASTERCRAFTSMAN	JUMPS	IRE	26	13	222,035	0	0	0	0	0	0	1964
28	CAPPELLA SANSEVERO	2012	SHOWCASING	IRE	IRE	30	9	194,444	1	1	1	1	0	0	1393
29	INTRINSIC	2010	OASIS DREAM	GB	GB	17	5	180,525	0	0	0	0	0	0	1304
30	FULBRIGHT	2009	EXCEED AND EXCEL	IRE	IRE	40	7	159,055	0	0	0	0	0	0	1566
31	MUSTAJEEB	2011	NAYEF	ENG	ENG	14	3	75,953	0	0	0	0	0	0	1061
32	SHOOTING TO WIN	2011	NORTHERN METEOR	AUS	IRE	13	3	44,139	0	0	0	0	0	0	1264

[For a complete list of all European Stallions with first foals 2017 click here](#)

## SECTION 2: NORTH AMERICAN 2YO SALES



Leading NA sire of two-year-olds in training *Quality Road* (photo courtesy Lane's End)

### US 2YO SALES BACK TO 2019 LEVELS

After the nightmare year of 2020, which hit 2-year-old consignors especially hard, the US 2yo auction market this year has made a strong recovery, including a significant improvement in the clearance rates from the catalogues. In 2019, by the end of Fasig-Tipton's Mid-Atlantic sale, there had been 2,720 two-year-olds catalogued, of which 1,440 had sold (52.9% of those catalogued; 2018 had been 52.6%, 2017 - 52.7%), grossing \$177,432,500 and averaging \$123,217. At the corresponding sales this year there had been 2,739 two-year-olds catalogued (an increase of under 1%), but this time 1,562 two-year-olds were listed as sold – 57.0% of those catalogued, a rise of over 4%. It's maybe not a huge increase but it does show consignors were more willing to meet the market. The 1,562 sold have grossed \$174,134,900, within 2% of the corresponding 2019 gross, though because of the 8% increase in the number sold the average dipped 10%, from \$123,217 in 2019 to \$111,482 so far this year. There are still significant 2-year-old sales to come, notably OBS June (874 catalogued) and Fasig-Tipton's sale at Santa Anita June 23.

**Quality Road**, who had two colts sell for \$1.5-million, one at OBS April to Speedway Stables and one at the Fasig Mid-Atlantic sale

to West Point Thoroughbreds, is the leading sire of 2-year-olds on average at this point (excluding sires with just one sold), with 12 averaging \$470,833. The season's highest-priced 2yo is a **Nyquist** colt bought for \$2.6-million by Jamie McCalmont for MV Magnier, which helped elevate Nyquist to second spot by average (21/\$355,690). He's one of a cluster of four sires who have averaged ~\$350,000, including Nyquist's sire **Uncle Mo** (10/\$351,700); **Curlin** (9/\$351,667); and **Medaglia D'Oro** (8/\$341,852). Top first-crop 2yo sires **Gun Runner** (12/\$338,167) and **Arrogate** (15/\$292,454) maintained their commercial positions at the top of the F2019 sire list, while **War Front** (4/\$334,580) and two-time Champion Sire **Into Mischief** (19/\$304,474) were also among the eight sires with 2+ sold and an average over \$300,000.

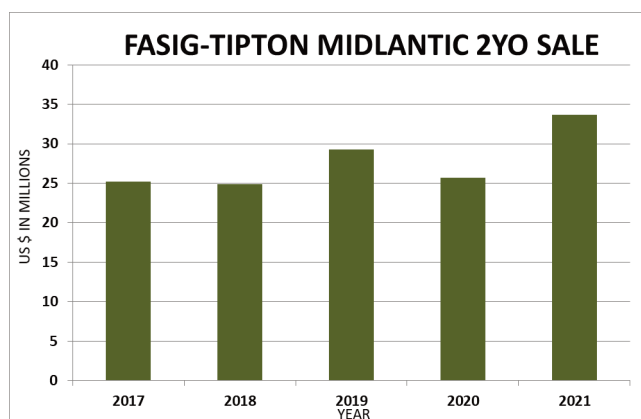
Excluding two Maryland sires who each had two sell for six-figure averages (**Kobe's Back**, 2/\$205,000, including a \$375,000 colt at OBS April, and **Rainbow Heir**, 2/\$130,000), ten other first-crop 2yo sires averaged near enough \$100,000+: 'Market Darling' **Practical Joke** (41/\$193,200); **Classic Empire** (29/\$156,517); **Midnight Storm** (18/\$141,778); **American Freedom** (26/\$125,115); **Connect** (31/\$118,935); Florida's **Valiant Minister** (9/\$117,000); **Lord Nelson** (21/\$110,690);

reverse-shuttler **Astern** (11/\$104,364); and **Unified** (26/\$98,808). Among them, the 12 F2019 Kentucky sires had 270 juveniles sell for right at \$40-million – about 23% of the total sales so far.

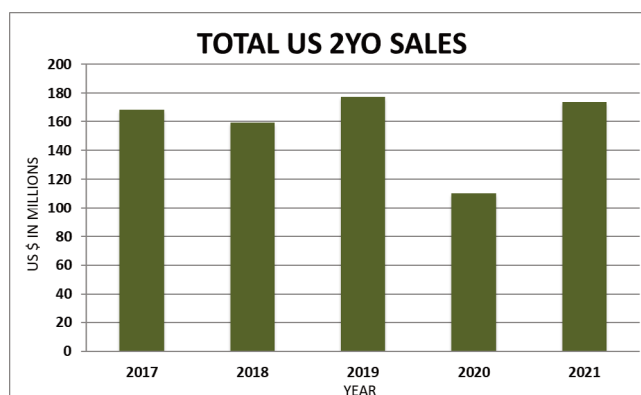
Among the 26 sires which have had 2+ sell and averaged \$150,000+, a couple of new names:

new top-ten sire **Munnings**, who has had 15 average \$213,800 including five which have sold for \$380k+; and **Maclean's Music**, sire of Jackie's Warrior and Drain The Clock, who's had 17 average \$193,176 including four which have sold for \$300k+.

### THE WORLDWIDE SALES TICKER: NORTH AMERICAN SALES DATA THROUGH JUNE 6, 2021



YEAR	CAT	RING	SOLD	% W/D	% S/R	% S/C	GROSS \$	AVG \$
2021	587	426	357	27.4%	83.8%	60.8%	33,692,000	94,375
2020	563	375	303	33.4%	80.8%	53.8%	23,572,500	77,797
2019	600	425	326	29.2%	76.7%	54.3%	29,374,000	90,104
2018	600	430	333	28.3%	77.4%	55.5%	24,868,500	74,680
2017	575	412	330	28.3%	80.1%	57.4%	25,237,000	76,476



YEAR	CAT	RING	SOLD	% W/D	% S/R	% S/C	GROSS \$	AVG \$
2021	2739	1865	1562	31.9%	83.8%	57.0%	174,134,900	111,482
2020	2559	1639	1224	36.0%	74.7%	47.8%	110,176,000	90,013
2019	2720	1881	1440	30.8%	76.6%	52.9%	177,432,500	123,217
2018	2561	1736	1349	32.2%	77.7%	52.7%	159,374,000	118,142
2017	2622	1730	1382	34.0%	79.9%	52.7%	168,164,900	121,682

## LEADING NORTH AMERICAN SIRES OF TWO-YEAR-OLDS IN TRAINING

SIRE NAME	YOB	HIS SIRE	FFLS	ST	2018 FEE	2021 FEE	# CAT	# RING	# SOLD	US\$ AVG	US\$ MED
QUALITY ROAD	2006	ELUSIVE QUALITY	2012	KY	70,000	150,000	19	14	12	470,833	255,000
NYQUIST	2013	UNCLE MO	2018	KY	40,000	75,000	37	23	21	355,690	237,500
UNCLE MO	2008	INDIAN CHARLIE	2013	KY	125,000	175,000	23	12	10	351,700	105,000
CURLIN	2004	SMART STRIKE	2010	KY	150,000	175,000	23	12	9	351,667	400,000
MEDAGLIA D'ORO	1999	EL PRADO	2006	KY	250,000	150,000	13	9	8	341,852	285,000
GUN RUNNER	2013	CANDY RIDE	2019	KY	70,000	50,000	25	15	12	338,167	117,500
WAR FRONT	2002	DANZIG	2008	KY	250,000	150,000	5	4	4	334,580	306,659
MORNING LINE	2007	TIZNOW	2015	DEAD	7,500	-	1	1	1	310,000	310,000
INTO MISCHIEF	2005	HARLAN'S HOLIDAY	2010	KY	100,000	225,000	47	32	19	309,474	275,000
ARROGATE	2013	UNBRIDLED'S SONG	2019	DEAD	75,000	-	29	18	15	292,454	175,813
SKIPSHOT	2007	SKIP AWAY	2014	KY	PVT	5,000	1	1	1	285,000	285,000
GHOSTZAPPER	2000	AWESOME AGAIN	2007	KY	85,000	85,000	19	13	7	237,143	210,000
AMERICAN PHAROAH	2012	PIONEEROF THE NILE	2017	KY	PVT	100,000	29	20	18	221,266	156,157
FLATTER	1999	A.P. INDY	2005	KY	40,000	35,000	16	12	10	220,900	210,000
MUNNINGS	2006	SPEIGHTSTOWN	2012	KY	25,000	40,000	26	18	15	213,800	170,000
TAPIT	2001	PULPIT	2006	KY	300,000	185,000	16	8	7	207,429	180,000
KOBE'S BACK	2011	FLATTER	2019	MD	-	-	2	2	2	205,000	205,000
WARRIOR'S REWARD	2006	MEDAGLIA D'ORO	2012	PA	5,000	-	1	1	1	200,000	200,000
SHAMARDAL	2002	GIANT'S CAUSEWAY	2007	DEAD	PVT	-	1	1	1	198,323	198,323
PRACTICAL JOKE	2014	INTO MISCHIEF	2019	KY	30,000	22,500	72	49	41	193,200	155,000
MACLEAN'S MUSIC	2008	DISTORTED HUMOR	2014	KY	25,000	20,000	34	20	17	193,176	120,000
PIONEEROF THE NILE	2006	EMPIRE MAKER	2011	DEAD	110,000	-	17	11	8	188,750	125,000
LIAM'S MAP	2011	UNBRIDLED'S SONG	2017	KY	25,000	30,000	34	22	20	187,350	185,000
DRAMEDY	2009	DISTORTED HUMOR	2017	KSA	-	-	1	1	1	175,000	175,000
COMPETITIVE EDGE	2012	SUPER SAVER	2017	TX	7,500	5,000	3	2	2	167,500	167,500
UNION RAGS	2009	DIXIE UNION	2014	KY	60,000	30,000	32	23	21	166,253	81,144
TWIRLING CANDY	2007	CANDY RIDE	2013	KY	25,000	40,000	28	17	16	165,104	112,500
FIRST DUDE	2007	STEPHEN GOT EVEN	2013	FL	10,000	7,500	2	1	1	165,000	165,000
STREET BOSS	2004	STREET CRY	2010	KY	20,000	15,000	22	11	9	161,129	148,765
CLASSIC EMPIRE	2014	PIONEEROF THE NILE	2019	KY	35,000	17,500	60	37	29	156,517	85,000
DISTORTED HUMOR	1993	FORTY NINER	2000	KY	50,000	Private	23	15	13	150,765	99,161
SHANGHAI BOBBY	2010	HARLAN'S HOLIDAY	2015	JPN	15,000	-	4	1	1	150,000	150,000
FROSTED	2012	TAPIT	2018	KY	50,000	25,000	45	32	27	147,926	90,000
MALIBU MOON	1997	A.P. INDY	2001	DEAD	75,000	35,000	34	23	18	144,833	120,000
MIDNIGHT STORM	2011	PIONEEROF THE NILE	2019	KY	12,500	7,500	29	20	18	141,778	60,000
VIOLENCE	2010	MEDAGLIA D'ORO	2015	KY	25,000	25,000	43	25	19	141,079	110,000
BERNARDINI	2003	A.P. INDY	2008	KY	85,000	35,000	27	19	17	140,423	100,000
PALACE	2009	CITY ZIP	2017	KSA	6,000	-	6	4	3	137,667	33,000
DIALED IN	2008	MINESHAFT	2014	KY	25,000	15,000	17	13	7	137,143	140,000
UPSTART	2012	FLATTER	2018	KY	10,000	10,000	19	15	13	135,769	65,000
MORE THAN READY	1997	SOUTHERN HALO	2002	KY	80,000	65,000	36	25	19	131,442	115,000
FRIESAN FIRE	2006	A.P. INDY	2013	MD	4,000	-	1	1	1	130,000	130,000
RAINBOW HEIR	2010	WILDCAT HEIR	2019	MD	-	2,000	2	2	2	130,000	130,000
CANDY RIDE	1999	RIDE THE RAILS	2006	KY	80,000	75,000	29	17	13	127,077	77,000
AMERICAN FREEDOM	2013	PULPIT	2019	KY	10,000	6,000	44	31	26	125,115	77,500
FURY KAPCORI	2010	TIZNOW	2017	FL	3,000	2,500	2	1	1	125,000	125,000
EMPIRE MAKER	2000	UNBRIDLED	2005	DEAD	85,000	-	31	21	19	122,426	70,000
CONNECT	2013	CURLIN	2019	KY	20,000	15,000	44	34	31	118,935	57,000
VALIANT MINISTER	2013	CANDY RIDE	2019	FL	-	3,000	10	9	9	117,000	75,000
SPEIGHTSTOWN	1998	GONE WEST	2006	KY	100,000	90,000	17	8	7	114,533	134,576
HARD SPUN	2004	DANZIG	2009	KY	40,000	35,000	23	16	13	113,394	80,000
LORD NELSON	2012	PULPIT	2019	KY	25,000	10,000	37	24	21	110,690	70,000
NEW YEAR'S DAY	2011	STREET CRY	2015	JPN	5,000	-	1	1	1	110,000	110,000
SHACKLEFORD	2008	FORESTRY	2014	KOR	20,000	-	10	8	7	106,857	21,000

[For a complete roster of all 211 sires of North American 2yos, please click here](#)



## SECTION 3: EUROPEAN 2YO SALES RETURN TO 2017-2019 LEVELS



*Tattersalls Craven sale topper, Lot 71 (Practical Joke x Purr and Prowl)  
(photo courtesy Tattersalls)*

### EUROPEAN 2YO SALES RETURN TO 2017-2019 LEVELS

In the continuing recovery from the 2020 Covid year, sales in North America, Australia, and Europe have followed similar patterns, essentially even to 10% up from 2019 levels. The European 2-year-old marketplace, which has been held mostly in England the last two years, is one of those sectors to have returned to, but not significantly improved upon, pre-Covid results. Expressed in £ sterling, 696 two-year-olds (69.2% of 1,006 catalogued) sold this year for £41,014,827 and averaged £58,929; a gross of about US\$57.8-million, average about US\$83,090. The gross was an 8% rise over 2019, the average up 4%, but the 2017 and 2018 European two-year-old markets had been a little stronger. In 2017, there were a comparable 686 juveniles sold (69.6% of 985 catalogued) for a total of £43,579,895 and an average of £63,528. So the 2021 figures are: down 6% in gross from the 2017 high, and down 7% in average.

These single-digit percentage movements up or down signify primarily that this is overall a relatively stable marketplace. It's also a relatively small marketplace. The North American 2yo sales this year (still with two sales to go) have roughly 2 ½ times the number

catalogued and sold as the European sales, and account for 75% of the combined gross, which will rise. But having said that, it's an important marketplace to those are buying and selling in it, and it matters a lot that this is another sector of the global thoroughbred auction marketplace which is at least returning to pre-Covid levels.

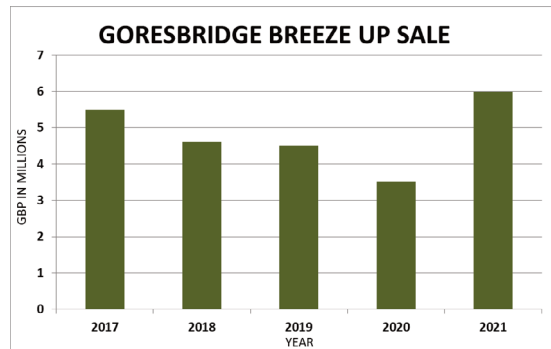
Eight sires had three or more 2-year-olds sell for an average of £100,000+. **Kingman** is the kingpin, with six 2-year-olds selling for an average of £196,022. The only horse ever to beat him, top European F2017 sire (except for Make Believe) **Night of Thunder** (12/£138,089) and **Lope De Vega** (9/£136,545) came next, ahead of the leading commercial Freshman Sire, **Almanzor** (5/£124,677). Also over £100,000 in average with 3+ sold were **Invincible Spirit** (3/£108,447), **No Nay Never** (10/£107,062), **Dark Angel** (15/£105,701), and France's **Dabirsim** (9/£102,174).



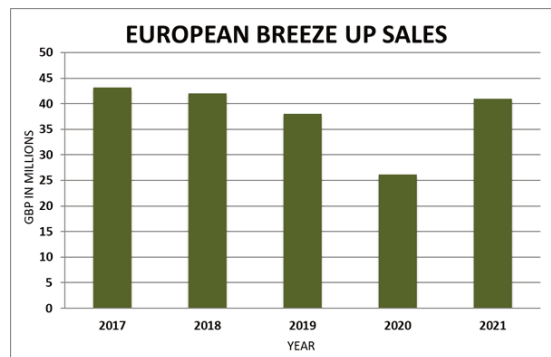
**THE WORLDWIDE SALES TICKER: EUROPEAN SALES DATA THROUGH JUNE 6, 2021**



YEAR	CAT	RING	SOLD	% W/D	% S/R	% S/C	GROSS £	AVG £
2021	164	123	109	25.0%	88.6%	66.5%	13,082,142	120,020
2020	165	77	64	53.3%	83.1%	38.8%	9,004,700	140,698
2019	167	145	114	13.2%	78.6%	68.3%	13,342,143	117,036
2018	170	150	113	11.8%	75.3%	66.5%	13,314,192	117,825
2017	139	124	94	10.8%	75.8%	67.6%	11,674,939	124,201



YEAR	CAT	RING	SOLD	% W/D	% S/R	% S/C	GROSS £	AVG £
2021	243	143	180	41.2%	125.9%	74.1%	6,025,741	33,476
2020	254	147	125	42.1%	85.0%	49.2%	3,463,805	27,710
2019	225	196	178	12.9%	90.8%	79.1%	4,529,323	25,446
2018	246	204	170	17.1%	83.3%	69.1%	4,587,772	26,987
2017	237	207	177	12.7%	85.5%	74.7%	5,538,563	31,291



YEAR	CAT	RING	SOLD	% W/D	% S/R	% S/C	GROSS £	AVG £
2021	1006	746	696	25.8%	93.3%	69.2%	41,014,827	58,929
2020	895	523	442	41.6%	84.5%	49.4%	26,239,880	59,366
2019	1017	822	674	19.2%	82.0%	66.3%	38,059,336	56,468
2018	1131	951	712	15.9%	74.9%	63.0%	42,309,428	59,423
2017	985	832	686	15.5%	82.5%	69.6%	43,579,895	63,528

## LEADING EUROPEAN SIRES OF TWO-YEAR-OLDS IN TRAINING

SIRE NAME	YOB	HIS SIRE	FFLS	ST	2018 FEE	2021 FEE	# CAT	# RING	# SOLD	GB£ AVG	US\$ AVG
DUBAWI	2002	DUBAI MILLENNIUM	2007	ENG	250,000	250,000	2	1	1	475,975	679,964
FRANKEL	2008	GALILEO	2014	ENG	175,000	175,000	4	2	1	374,500	535,000
TORONADO	2010	HIGH CHAPARRAL	2016	FR	12,000	8,000	1	1	1	198,804	284,006
KINGMAN	2011	INVINCIBLE SPIRIT	2016	ENG	55,000	150,000	10	9	6	196,022	280,032
NIGHT OF THUNDER	2011	DUBAWI	2017	IRE	15,000	75,000	20	15	12	138,089	197,270
LOPE DE VEGA	2007	SHAMARDAL	2012	IRE	60,000	125,000	11	9	9	136,545	195,064
ALMANZOR	2013	WOOTTON BASSETT	2019	FR	35,000	30,000	5	5	5	124,677	178,110
INVINCIBLE SPIRIT	1997	GREEN DESERT	2004	IRE	120,000	80,000	4	4	3	108,447	154,924
NO NAY NEVER	2011	SCAT DADDY	2016	IRE	25,000	125,000	13	13	10	107,062	152,946
DARK ANGEL	2005	ACCLAMATION	2009	IRE	85,000	60,000	18	18	15	105,701	151,002
TEOFILO	2004	GALILEO	2009	IRE	40,000	30,000	1	1	1	104,120	148,742
DABIRSIM	2009	HAT TRICK	2015	FR	30,000	12,000	9	9	9	102,174	145,962
RIBCHESTER	2013	IFFRAAJ	2019	IRE	30,000	17,500	16	13	12	91,250	130,357
WOOTTON BASSETT	2008	IFFRAAJ	2013	IRE	20,000	100,000	6	6	6	90,570	129,386
TWILIGHT SON	2012	KYLLACHY	2018	ENG	10,000	5,000	5	5	5	85,882	122,689
NOBLE MISSION	2009	GALILEO	2016	JPN	20,000	-	8	8	8	76,346	109,066
CHURCHILL	2014	GALILEO	2019	IRE	35,000	30,000	12	11	10	71,213	101,733
OASIS DREAM	2000	GREEN DESERT	2005	ENG	30,000	20,000	7	6	6	68,776	98,252
ECTOT	2011	HURRICANE RUN	2019	FR	5,000	4,000	2	2	2	68,635	98,050
ULYSSES	2013	GALILEO	2019	ENG	30,000	10,000	4	4	3	67,701	96,716
SIYOUNI	2007	PIVOTAL	2012	FR	75,000	140,000	12	10	9	66,556	95,080
SLADE POWER	2009	DUTCH ART	2016	FR	15,000	3,000	1	1	1	66,268	94,669
ATTENDU	2013	ACCLAMATION	2019	FR	5,000	3,000	1	1	1	64,455	92,078
MEHMAS	2014	ACCLAMATION	2018	IRE	10,000	25,000	44	39	35	61,123	87,318
BIRCHWOOD	2013	DARK ANGEL	2019	FR	5,000	5,000	2	2	2	60,634	86,620
POSTPONED	2011	DUBAWI	2019	ENG	20,000	7,500	5	4	4	57,197	81,711
HIGHLAND REEL	2012	GALILEO	2019	IRE	17,500	10,000	6	4	3	56,833	81,189
NEW BAY	2012	DUBAWI	2018	IRE	20,000	20,000	11	8	8	56,666	80,952
ACCLAMATION-GB	1999	ROYAL APPLAUSE	2005	IRE	40,000	27,500	17	12	12	56,036	80,052
CABLE BAY	2011	INVINCIBLE SPIRIT	2017	ENG	6,500	8,000	5	4	4	55,913	79,875
SEA THE STARS	2006	CAPE CROSS	2011	IRE	135,000	150,000	2	2	2	55,854	79,791
RAVEN'S PASS	2005	ELUSIVE QUALITY	2010	IRE	10,000	7,500	2	2	2	53,090	75,842
SEA THE MOON	2011	SEA THE STARS	2016	ENG	15,000	22,500	4	3	2	53,014	75,735
EXCEED AND EXCEL	2000	DANEHILL	2006	AUS	50,000	-	12	10	9	52,110	74,443
MAGICIAN	2010	GALILEO	2016	ITY	7,500	-	2	2	2	52,068	74,382
SHOWCASING	2007	OASIS DREAM	2012	ENG	35,000	45,000	17	15	13	51,920	74,172
BELARDO	2012	LOPE DE VEGA	2018	IRE	15,000	10,000	11	8	7	49,896	71,280
GLENEAGLES	2012	GALILEO	2017	IRE	40,000	25,000	3	1	1	49,228	70,325
NATHANIEL	2008	GALILEO	2014	ENG	20,000	15,000	2	1	1	49,228	70,325
BATED BREATH	2007	DANSILI	2014	ENG	10,000	12,500	18	14	10	48,503	69,290
ZOFFANY	2008	DANSILI	2013	DEAD	25,000	20,000	6	5	2	48,433	69,191
KODIAC	2001	DANEHILL	2008	IRE	50,000	65,000	37	30	28	46,906	67,008
FOOTSTEPSINTHESAND	2002	GIANT'S CAUSEWAY	2007	IRE	10,000	12,500	10	9	8	46,124	65,891
FAST COMPANY	2005	DANEHILL DANCER	2012	DEAD	9,000	-	11	9	7	42,983	61,404
VADAMOS	2011	MONSUN	2018	JUMPS	10,000	-	2	2	1	42,601	60,858
ARDAD	2014	KODIAC	2019	ENG	6,500	4,000	20	15	12	42,040	60,057
SHALAA	2013	INVINCIBLE SPIRIT	2018	FR	27,500	15,000	7	4	4	39,946	57,066
CAMELOT	2009	MONTJEU	2015	IRE	30,000	45,000	4	2	2	39,937	57,053
GALILEO GOLD	2013	PACO BOY	2019	IRE	15,000	5,000	18	12	12	39,802	56,859
COTAI GLORY	2012	EXCEED AND EXCEL	2019	IRE	6,000	5,000	32	30	24	39,350	56,215
AWTAAD	2013	CAPE CROSS	2018	IRE	15,000	10,000	4	4	3	39,208	56,012
STARSPANGLED BANNER	2006	CHOISIR	2012	IRE	15,000	22,500	16	14	13	38,976	55,679
KODI BEAR	2012	KODIAC	2018	IRE	8,000	6,000	15	14	11	38,840	55,485
RECORDER	2013	GALILEO	2019	FR	6,000	4,000	2	2	2	38,814	55,449

[For a complete roster of all 128 sires of European 2yos, please click here](#)

## SECTION 4: LEADING YOUNG SIRES IN AUSTRALASIA



Leading F2018 sire Extreme Choice. Photo courtesy Newgate Stud.

### AU F2018

It looks like this is the sire crop the Australians have been waiting for: multiple new sources of high-class speed and precocity, headed by the Newgate Farm trio of **Extreme Choice**, by Not A Single Doubt and sire of 2021 G1 Golden Slipper winner Stay Inside; **Capitalist**, by probable 2020-21 Leading Sire Written Tycoon and sire of 17 winners, including 4 SW and 11 stakes horses; and #4-ranked **Flying Artie**, by Artie Schiller and sire of 2021 G1 Blue Diamond S. winner Artorius. On our list, through racing of June 6, Extreme Choice holds an \$11,000 lead over Capitalist (combined ANZ earnings) though both have progeny earnings over \$3.3-million, shattering the previous record for Freshman sires in Australia. With 54 runners compared to Extreme Choice's 14, Capitalist is a heavy favourite to end up with the Leading Freshman Sire title.

Three other F2018 sires already have over A\$1-million in progeny earnings: shuttlers **Shalaa** (Arrowfield) and **Frosted** (Darley), plus Vinery's homegrown **Star Turn**, by Star Witness. Shalaa has G3 winner and \$1.3-million earner Shaquero; Frosted has 2 SW and 4 SH from just 11 starters; and Star Turn has 12 winners, second only to Capitalist's 17, including 4 stakes horses. All six look serious prospects, and mention should also be made of the crack Japanese miler, **Maurice** (Arrowfield), who has 5 black-type horses, and Darley's **Astern**, one of only four F2018 Australasian sires with 2+

SW thus far. There will be plenty to be keeping an eye on when the first runners by this group of sires turn 3yo at the beginning of the new season, but however it shakes out there's a strong sense among Australasian breeders that this is a real vintage sire crop.

### AU F2017

This group of sires is nearing the end of their first 3yo's seasons but whereas the F2018 crop is really making people pick their heads up, the same can't yet be said of this sire crop; however, we're firm advocates of the principle that you can't judge a sire until his first 4yo's (and second crop of 3yo's) have had a chance to race. So this sire group will be under breeders' microscopes in the coming season as well, but with a somewhat different point of view. Perhaps the best way to put it is that of the five F2017 sire crop leaders by cumulative progeny earnings, #3 **Spill The Beans** is dead, #4 **Night Of Thunder** no longer shuttles, and the remaining three – Coolmore's #1 **Pride of Dubai** and #5 **Vancouver**, and Vinery's #2-ranked **Headwater** – stand for \$22,000; \$22,000; and \$16,500 respectively. Pride of Dubai (4/12) and Headwater (3/7) are the only sires with more than 2 SW/6 SH. Night of Thunder is the only sire with 3 GSW; Pride of Dubai and Headwater, along with New Zealand's **Contributer** and **Sweynesse**, have two GSW each. So next season is a big one for many of these sires.

## AUSTRALASIAN LEADING SIRES WITH FIRST FOALS 2018

RANK	STALLION	YOB	SIRE NAME	CURRENT ST	OTHER ST	RNRs	WNRS	EARNINGS	SWs	SHs	GWs	GHs	G1W	G1Hs	Win Dist
1	EXTREME CHOICE	2013	NOT A SINGLE DOUBT	NSW	NSW	14	5	3,322,537	3	4	2	2	1	1	1110
2	CAPITALIST	2013	WRITTEN TYCOON	NSW	NSW	54	17	3,311,767	4	11	2	4	1	1	1084
3	SHALAA	2013	INVINCIBLE SPIRIT	NSW	FR	33	5	1,864,056	1	4	1	3	0	0	1128
4	FLYING ARTIE	2013	ARTIE SCHILLER	NSW	NSW	38	8	1,764,951	1	2	1	1	1	1	1111
5	FROSTED	2012	TAPIT	VIC	KY	11	5	1,326,256	2	4	1	3	0	1	1056
6	STAR TURN	2013	STAR WITNESS	NSW	NSW	33	12	1,174,085	1	4	0	1	0	0	1104
7	MAURICE	2011	SCREEN HERO	JPN	NSW	25	5	593,650	0	5	0	3	0	0	1250
8	ROMMEL	2011	COMMANDS	WA	WA	14	5	527,522	0	1	0	0	0	0	1182
9	CABLE BAY	2011	INVINCIBLE SPIRIT	VIC	ENG	17	4	405,530	0	0	0	0	0	0	1100
10	ASTERN	2013	MEDAGLIA D'ORO	NSW	NSW	22	8	333,041	2	2	0	0	0	0	1195
11	WINNING RUPERT	2013	WRITTEN TYCOON	NSW	NSW	21	6	317,655	0	1	0	0	0	0	1050
12	SOOBOOG	2012	SNITZEL	NSW	NSW	26	9	310,330	0	1	0	0	0	0	1072
13	DIVINE PROPHET	2013	CHOISIR	QLD	NSW	26	5	277,239	0	1	0	1	0	0	1092
14	REBEL DANE	2009	CALIFORNIA DANE	VIC	VIC	5	2	259,495	1	1	1	1	0	0	1133
15	BELARDO	2012	LOPE DE VEGA	NZ	IRE	20	3	190,393	1	2	0	1	0	0	1033
16	DEFCON	2013	CHOISIR	QLD	QLD	10	2	166,585	0	0	0	0	0	0	1200
17	WORTHY CAUSE	2011	CHOISIR	QLD	QLD	6	3	157,575	0	0	0	0	0	0	1212
18	XTRAVAGANT	2012	PENTIRE	NSW	NSW	13	2	143,211	0	0	0	0	0	0	1200
19	AMERICAN PHAROAH	2012	PIONEEROF THE NILE	KY	NSW	16	3	137,410	0	0	0	0	0	0	1166
20	AWESOME ROCK	2011	FASTNET ROCK	WA	WA	6	1	124,600	0	1	0	0	0	0	1000
21	AIR FORCE BLUE	2013	WAR FRONT	KY	NSW	17	1	103,547	0	1	0	0	0	0	1000
22	ODYSSEY MOON	2012	SNITZEL	NSW	NSW	8	1	87,295	0	1	0	1	0	0	1000
23	TURN ME LOOSE	2011	IFFRAAJ	NZ	NZ	14	1	86,260	1	2	0	0	0	0	1150
24	TELPERION	2013	STREET CRY	NZ	NZ	1	1	76,720	1	1	1	1	0	0	1050
25	UNDER THE LOUVRE	2010	EXCELLENT ART	QLD	QLD	6	2	72,500	0	0	0	0	0	0	1150
26	KISS AND MAKE UP	2013	MORE THAN READY	QLD	QLD	11	2	63,875	0	0	0	0	0	0	1053
27	SIR PRANCEALOT	2010	TAMAYUZ	SA	CA	6	0	63,848	0	0	0	0	0	0	-
28	WOLF CRY	2012	STREET CRY	VIC	VIC	4	1	59,100	0	1	0	1	0	0	1200
29	KING'S TROOP	2012	REDOUTE'S CHOICE	WA	WA	3	0	56,800	0	0	0	0	0	0	-
30	VADAMOS	2011	MONSUN	NZ	IRE	6	2	48,478	0	0	0	0	0	0	1100
31	LUCKY STREET	2012	ORATORIO	WA	WA	9	1	44,350	0	0	0	0	0	0	1000
32	COUNTERATTACK	2012	REDOUTE'S CHOICE	GER	NSW	5	2	43,650	0	0	0	0	0	0	1075
33	PALENTINO	2012	TEOFILO	VIC	VIC	5	1	43,100	0	0	0	0	0	0	1200
34	SWEAR	2013	REDOUTE'S CHOICE	VIC	VIC	5	2	41,750	0	0	0	0	0	0	1150
35	STRATUM STAR	2011	STRATUM	NSW	NSW	17	0	39,090	0	0	0	0	0	0	-
36	HOLLER	2012	COMMANDS	VIC	VIC	9	0	38,470	0	0	0	0	0	0	-
37	TARZINO	2012	TAVISTOCK	NZ	NZ	3	1	30,309	0	0	0	0	0	0	1400
38	MIKKI ISLE	2011	DEEP IMPACT	JPN	NSW	11	1	29,865	0	0	0	0	0	0	1000
39	VERT DE GRECE	2012	VERGLAS	WA	WA	3	0	28,600	0	0	0	0	0	0	-
40	TIVACI	2012	HIGH CHAPARRAL	NZ	NZ	11	0	27,383	0	0	0	0	0	0	-
41	BOBBY'S KITTEN	2011	KITTEN'S JOY	GB	NSW	5	0	26,615	0	0	0	0	0	0	-
42	PUCCINI	2010	ENCOSTA DE LAGO	NZ	NZ	3	0	25,957	0	1	0	1	0	0	-
43	LIONHEARTED	2013	FASTNET ROCK	DEAD	TAS	7	1	22,833	0	0	0	0	0	0	1009
44	FURNACES	2012	EXCEED AND EXCEL	NSW	NSW	5	0	18,275	0	0	0	0	0	0	-
45	TERRITORIES	2012	INVINCIBLE SPIRIT	NSW	NSW	4	0	16,115	0	0	0	0	0	0	-
46	MAHUTA	2012	FLYING SPUR	WA	WA	3	0	16,100	0	0	0	0	0	0	-
47	WROTE	2009	HIGH CHAPARRAL	NZ	NZ	3	1	9,093	0	0	0	0	0	0	1100
48	RAGEESE	2012	STREET CRY	NZ	NZ	6	0	8,647	0	0	0	0	0	0	-
49	AJAYA	2013	INVINCIBLE SPIRIT	-	-	3	0	7,575	0	0	0	0	0	0	-
50	THUNDER FANTASY	2010	LUCKY OWNERS	-	-	1	0	6,500	0	0	0	0	0	0	-
51	DE GAULLE	2014	EXCEED AND EXCEL	VIC	VIC	1	0	5,935	0	0	0	0	0	0	-

[For a complete list of all Australasian stallions with first foals 2018 click here](#)

## AUSTRALASIAN LEADING SIRES WITH FIRST FOALS 2017 (CUMULATIVE)

RANK	STALLION	YOB	SIRE NAME	CURRENT ST	OTHER ST	RNRS	WNRS	EARNINGS	SWs	SHs	GWs	GHs	G1W	G1Hs	Win Dist
1	PRIDE OF DUBAI	2012	STREET CRY	NSW	IRE	112	50	4,204,642	4	12	2	5	0	0	1282
2	HEADWATER	2012	EXCEED AND EXCEL	NSW	NSW	99	45	3,892,301	3	7	2	4	0	0	1155
3	SPILL THE BEANS	2012	SNITZEL	DEAD	QLD	120	46	3,656,199	2	4	0	1	0	0	1213
4	NIGHT OF THUNDER	2011	DUBAWI	IRE	VIC	36	26	3,634,645	5	6	3	5	1	2	1306
5	VANCOUVER	2012	MEDAGLIA D'ORO	NSW	KY	99	49	3,281,777	2	6	1	4	0	1	1325
6	I'M ALL THE TALK	2010	STRATUM	WA	WA	40	21	2,820,565	2	4	1	2	0	0	1235
7	KERMADEC	2011	TEOFILO	NSW	NSW	60	22	2,214,904	1	2	1	1	1	1	1500
8	PRESS STATEMENT	2012	HINCHINBROOK	NSW	NSW	83	35	2,199,128	2	3	0	1	0	0	1277
9	REAL IMPACT	2008	DEEP IMPACT	JPN	NSW	73	29	2,064,257	1	4	1	2	0	1	1392
10	SUPER ONE	2012	I AM INVINCIBLE	NSW	NSW	86	33	1,886,021	0	1	0	0	0	0	1148
11	CONTRIBUTER	2010	HIGH CHAPARRAL	NZ	NZ	48	22	1,727,462	2	5	2	3	1	2	1452
12	RICH ENUFF	2011	WRITTEN TYCOON	VIC	VIC	59	33	1,723,182	2	2	1	1	0	0	1143
13	EXOSPHERE	2012	LONHRO	QLD	NSW	65	26	1,611,587	2	3	2	3	0	0	1233
14	OUTREACH	2012	EXCEED AND EXCEL	NSW	NSW	67	21	1,283,146	1	3	0	0	0	0	1200
15	BULL POINT	2010	FASTNET ROCK	NSW	NSW	40	18	955,168	0	1	0	0	0	0	1279
16	NOSTRADAMUS	2011	MEDAGLIA D'ORO	VIC	VIC	36	14	901,975	0	2	0	1	0	0	1171
17	SWEYNESSE	2011	LONHRO	NZ	NZ	43	14	772,430	3	6	2	5	0	1	1304
18	SCISSOR KICK	2011	REDOUTE'S CHOICE	FR	NSW	53	10	563,280	0	1	0	0	0	0	1270
19	READY FOR VICTORY	2012	MORE THAN READY	VIC	VIC	29	11	473,303	0	0	0	0	0	0	1270
20	TRUST IN A GUST	2010	KEEP THE FAITH	VIC	VIC	22	8	462,452	0	1	0	0	0	0	1349
21	VALENTIA	2011	FASTNET ROCK	SA	SA	18	8	453,610	0	2	0	0	0	0	1261
22	PANZER DIVISION	2011	REDOUTE'S CHOICE	NSW	NSW	20	10	451,226	0	0	0	0	0	0	1204
23	JABALI	2011	EXCEED AND EXCEL	QLD	QLD	20	10	436,440	0	0	0	0	0	0	1128
24	CRITERION	2010	SEBRING	RETIRED	NSW	7	2	393,000	0	0	0	0	0	0	1333
25	MONGOLIAN KHAN	2011	HOLY ROMAN EMPEROR	NZ	NZ	54	12	392,032	0	1	0	0	0	0	1539
26	VESPA	2011	ELUSIVE CITY	NZ	NZ	36	13	391,381	1	4	0	2	0	1	1278
27	FREE EAGLE	2011	HIGH CHAPARRAL	IRE	NSW	25	6	308,378	0	1	0	1	0	0	1682
28	LONGMA	2010	SEBRING	-	-	2	2	258,100	1	1	1	1	0	0	1127
29	DANDINO	2007	DANSILI	VIC	VIC	12	3	148,440	0	0	0	0	0	0	1730
30	COMPLACENT	2010	AUTHORIZED	NZ	NZ	13	5	117,668	0	0	0	0	0	0	1541
31	GOLDEN HORN	2012	CAPE CROSS	ENG	ENG	3	2	69,690	0	0	0	0	0	0	1366
32	LATE CHARGE	2010	HARD SPUN	-	-	1	1	60,800	0	0	0	0	0	0	1100
33	THE BOLD ONE	2010	FASTNET ROCK	NZ	NZ	12	3	55,394	0	0	0	0	0	0	1250
34	OFFICE BEARER	2009	OFFICER	-	-	6	1	54,964	0	0	0	0	0	0	950
35	VA PENSIERO	2010	STRATUM	NSW	NSW	6	1	51,285	0	0	0	0	0	0	1000
36	AGITATE	2010	SEQUALO	-	-	4	2	44,575	0	0	0	0	0	0	900
37	BOLD ATTRACTION	2011	ZARIZ	-	-	1	1	36,275	0	0	0	0	0	0	1100
38	SKYCLAD	2012	SNITZEL	NSW	NSW	8	1	31,920	0	0	0	0	0	0	1000
39	IL CAVALLO	2010	CHOISIR	-	-	1	1	23,838	0	0	0	0	0	0	1000
40	PRINCE CHERI	2009	LANDO	-	-	1	0	11,930	0	0	0	0	0	0	-
41	SPORTS EDITION	2011	NORTHERN METEOR	VIC	VIC	5	0	7,840	0	0	0	0	0	0	-
42	ROCK STURDY	2010	FASTNET ROCK	VIC	VIC	3	0	5,821	0	0	0	0	0	0	-
43	VIENNE	2008	EXCEED AND EXCEL	-	-	1	0	500	0	0	0	0	0	0	-
44	OUR CASANOVA	2010	STATUE OF LIBERTY	-	-	1	0	0	0	0	0	0	0	0	-
45	GLORIOUS GEORGE	2011	REAL SAGA	-	-	1	0	0	0	0	0	0	0	0	-

[For a complete list of all Australasian stallions with first foals 2017 click here](#)



## SECTION 5: AUSTRALASIAN SALES

### AUSTRALASIAN SALES GROSS ALMOST A\$900M

The two remaining live sales on the Australasian sales calendar – a Magic Millions sale in Perth and Inglis' now-delayed Great Southern Sale in Melbourne – will see the 2021 Australasian sales season gross over A\$900-million. Through the conclusion of the Magic Millions sales which ended June 3, we calculate 6,531 horses (73.2% of 8,921 catalogued) have sold for a total of A\$897,954,560, an average of A\$137,491, at the 'live' (or formerly live) auction sales so far this year. Almost exactly 75% of this total (A\$673,274,650) has come from the yearling sales, with the remainder made up of weanlings (A\$42,238,310) and record broodmare (including broodmare prospects and a few stallion shares) sales of A\$182,441,600.

It's pretty obvious to anybody who's looking that the Australasian market has now achieved world-class status. But here's a pretty astonishing fact. If we look at the 2019 North American and European auction sales, the last full year for which we can make viable comparisons, the North American sales totalled \$1,045,638,300, according to figures compiled by Brianne Stanley of our organization. The European sales, converted to US dollars, grossed \$684,495,746. If we convert this year's A\$897-million to US dollars at current rates, the 2021 Australasian sales have grossed \$695,016,860. OK it's not exactly like-for-like, but the 2021 Australasian sales have grossed more than the 2019 European sales did (US\$695m vs US\$684m). If that doesn't shout out 'world class' it's hard to know what would. It will be very interesting to look at the 2021 figures from all three continents at the end of the year.

There is one further piece of evidence which suggests there is still considerable potential for growth in the Australasian market. In 2019, the North American yearling sales accounted for 48% of the total North American auction marketplace. In Europe, the yearling sales were 55% of the marketplace. In Australasia, in 2021, yearlings accounted for 75% of the marketplace, suggesting there is room for growth in the other sectors of the Australasian

marketplace – weanlings, fillies and mares, and 2-year-olds in training. These sectors are very much emerging markets. The other factor which is likely to fuel further growth in Australasia is the participation of buyers from Hong Kong, China, and other Asian countries which are concentrating their spending in Australasia – and they are investors in Australasian racing and breeding as well as buyers of their stock for their own domestic racing.

At the Australasian yearling sales this year, 5,090 yearlings (72.9% of the 6,979 catalogued) have grossed A\$673,274,650, according to our figures. This is only 2% higher than in the corresponding 2018 sales, which saw a 76.8% clearance rate from the catalogues, almost 4% higher than this year. The 2021 Australasian yearling average of A\$132,274 is just 5% higher than the 2019 average (A\$125,599), which no doubt explains why there has been only a (welcome) marginal single-digit overall increase in stud fees – good news for Australasian breeders.

Of the 5,090 yearlings listed as sold at the 2021 Australasian yearling sales, 4,898 of them (96%) were not by **I Am Invincible** or **Snitzel**. I Am Invincible had 103 yearlings sell for a total of A\$55,045,000, an average of A\$534,029. Snitzel had 89 yearlings bring a total of A\$40,946,300, an average of A\$460,071. Between them, the two super-sires had 192 yearlings sell for A\$95,951,300 and average A\$499,071. They sold 4% of the yearlings, for 14% of the entire Australasian yearling sale gross; the other 4,898 yearlings averaged A\$117,869, which means I Am Invincible and Snitzel added A\$15,000 to the overall average of A\$132,274. Perhaps just as astonishing is that 10 mares in foal to I Am Invincible sold at the Inglis and Magic Millions broodmare sales, and averaged A\$1,260,000, with six of the ten bringing A\$1m or more (see p. 23). That is another world-class commercial performance.

But neither I Am Invincible nor Snitzel had the highest yearling average for an Australasian sire in 2021. That honour belongs to Arrowfield's

now-retired **Not A Single Doubt** (28/avg A\$563,214), also the sire of leading Freshman Sire Extreme Choice. Like Snitzel he is a son of the great **Redoute's Choice**, whose last crop of 17 sale yearlings ranked him #4 by average (A\$426,765). Danehill's two other great sons, Coolmore's **Fastnet Rock** (36/A\$401,083) and Darley's **Exceed And Excel** (28/A\$337,411), ranked 5th and 6th by yearling average. **Written Tycoon** (76/A\$295,053), who at this writing has stretched his lead over Not A Single Doubt on the 2020-21 Australian General Sire

List to just over \$400,000; up-and-comer **Zoustar** (117/\$255,844); top NZ sire **Savabeel** (82/A\$216,176); **Pierro** (96/A\$208,120); and top first-crop yearling sire **Almanzor** (58/A\$201,517), who shuttles from France to New Zealand's Cambridge Stud, also averaged over A\$200,000, ahead of **Capitalist** (114/A\$194,846), who is in a battle royal with his Newgate barn-mate Extreme Choice to be the new record-setting Freshman Sire with their first 2yo's, both shattering the previous record with over A\$3-million in progeny earnings each.

### THE WORLDWIDE SALES TICKER: AUSTRALASIAN YEARLING SALES DATA



YEAR	CAT	RING	SOLD	% W/D	% S/R	% S/C	GROSS AU\$	AVG AU\$
2021	6979	6043	5090	13.4%	84.2%	72.9%	673,274,650	132,274
2020	6833	6005	4865	12.1%	81.0%	71.2%	615,157,098	126,445
2019	7070	6363	5159	10.0%	81.1%	73.0%	647,963,488	125,599
2018	6892	6237	5291	9.5%	84.8%	76.8%	657,905,250	124,344
2017	6827	6225	5132	8.8%	82.4%	75.2%	585,417,500	114,072



Leading Australasian sire of yearlings Kingman (photo courtesy Juddmonte)

## LEADING AUSTRALASIAN SIRES OF YEARLINGS

(2021 SALES INCLUDING INGLIS CLASSIC, EASTER, MELBOURNE, SCONE; MAGIC MILLIONS JANUARY, MARCH, PERTH, MELBOURNE, TASMANIA, ADELAIDE; NZB KARAKA)

SIRE NAME	YOB	HIS SIRE	FFLS	ST	2018 FEE	2021 FEE	# CAT	# RING	# SOLD	GB£ AVG	GB£ MED
KINGMAN (NH)	2011	INVINCIBLE SPIRIT	2016	ENG	55,000	150,000	3	3	3	941,667	600,000
DEEP IMPACT (NH)	2002	SUNDAY SILENCE	2008	DEAD	-	-	3	3	3	583,333	500,000
NOT A SINGLE DOUBT	2001	REDOUTE'S CHOICE	2006	RETIRED	99,000	-	32	30	28	563,214	412,500
I AM INVINCIBLE	2004	INVINCIBLE SPIRIT	2011	NSW	192,500	220,000	127	111	103	534,029	460,000
LORD KANALOA (NH)	2008	KING KAMEHAMEHA	2015	JPN	-	-	5	4	4	533,750	527,500
DURAMENTE (NH)	2012	KING KAMEHAMEHA	2018	JPN	-	-	1	1	1	500,000	500,000
SNITZEL	2002	REDOUTE'S CHOICE	2007	NSW	220,000	165,000	121	110	89	460,701	375,000
REDOUTE'S CHOICE	1996	DANEHILL	2001	DEAD	137,500	-	21	19	17	426,765	370,000
FASTNET ROCK	2001	DANEHILL	2006	NSW	PVT	165,000	44	37	36	401,083	355,000
EXCEED AND EXCEL	2000	DANEHILL	2005	NSW	82,500	132,000	38	35	28	337,411	155,000
SIYOUNI (NH)	2007	PIVOTAL	2012	FR	-	140,000	9	9	9	312,778	260,000
CAMELOT	2009	MONTJEU	2015	IRE	-	-	1	1	1	300,000	300,000
LOPE DE VEGA	2007	SHAMARDAL	2012	IRE	-	-	1	1	1	300,000	300,000
WRITTEN TYCOON	2002	IGLESIA	2008	NSW	110,000	165,000	107	88	76	295,053	225,000
JUST A WAY (NH)	2009	HEART'S CRY	2016	JPN	-	-	3	3	3	260,000	240,000
ZOUSTAR	2010	NORTHERN METEOR	2015	NSW	60,500	154,000	147	133	117	255,844	180,000
TAPIT (NH)	2001	PULPIT	2006	KY	300,000	185,000	1	1	1	250,000	250,000
FRANKEL	2008	GALILEO	2014	ENG	-	-	15	12	10	243,000	240,000
SAVABEEL	2001	ZABEEL	2006	NZ	PVT	100,000	90	70	62	216,176	189,000
PIERRO	2009	LONHRO	2014	NSW	88,000	110,000	122	110	96	208,120	160,000
ALMANZOR	2013	WOOTTON BASSETT	2019	NZ	30,000	30,000	67	61	58	201,517	169,200
CAPITALIST	2013	WRITTEN TYCOON	2018	NSW	55,000	99,000	134	125	114	194,846	120,000
EXTREME CHOICE	2013	NOT A SINGLE DOUBT	2018	NSW	22,000	PVT	28	24	22	167,182	140,000
SHALAA	2013	INVINCIBLE SPIRIT	2018	NSW	33,000	44,000	84	78	76	166,712	130,000
AMERICAN PHAROAH	2012	PIONEER OF THE NILE	2018	KY	66,000	49,500	90	73	60	162,282	130,000
LONHRO	1998	OCTAGONAL	2005	NSW	55,000	66,000	54	51	43	157,021	140,000
SO YOU THINK	2006	HIGH CHAPARRAL	2013	NSW	44,000	77,000	126	114	98	153,215	100,000
DEEP FIELD	2010	NORTHERN METEOR	2016	NSW	22,000	88,000	158	142	125	150,992	120,000
TAVISTOCK	2005	MONTJEU	2011	DEAD	65,000	-	56	52	46	144,398	130,800
SEBRING	2005	MORE THAN READY	2010	DEAD	66,000	-	127	115	95	144,108	100,000
DUNDEEL	2009	HIGH CHAPARRAL	2015	NSW	27,500	66,000	86	68	62	141,623	100,000
MORE THAN READY	1997	SOUTHERN HALO	2002	KY	66,000	-	37	28	24	137,396	107,500
MAURICE	2011	SCREEN HERO	2018	JPN	33,000	44,000	48	44	41	134,354	110,000
SPIRIT OF BOOM	2007	SEQUALO	2015	QLD	55,000	33,000	125	106	82	132,638	100,000
MEDAGLIA D'ORO	1999	EL PRADO	2006	KY	-	-	2	2	2	130,000	130,000
HELLBENT	2012	I AM INVINCIBLE	2019	NSW	27,500	22,000	102	89	83	124,834	100,000
MERCHANT NAVY	2014	FASTNET ROCK	2019	NSW	55,000	33,000	116	103	86	121,916	97,500
OCEAN PARK	2008	THORN PARK	2014	NZ	30,000	30,000	34	26	25	118,280	100,000
STREET BOSS	2004	STREET CRY	2010	KY	27,500	55,000	26	22	20	114,500	100,000
RUSSIAN REVOLUTION	2013	SNITZEL	2019	NSW	55,000	44,000	116	106	95	114,091	100,000
MENARI	2014	SNITZEL	2019	NSW	27,500	11,000	11	11	10	110,900	90,000
MUHAARAR (NH)	2012	OASIS DREAM	2017	ENG	30,000	10,000	1	1	1	110,000	110,000
PER INCANTO	2004	STREET CRY	2012	NZ	15,000	25,000	35	30	26	109,528	103,400
INVADER	2014	SNITZEL	2019	NSW	27,500	22,000	61	48	42	108,629	72,500
NO NAY NEVER	2011	SCAT DADDY	2016	NSW	19,250	-	31	25	21	107,248	79,900
BRAZEN BEAU	2011	I AM INVINCIBLE	2016	VIC	38,500	49,500	26	22	17	106,529	90,000
CHURCHILL	2014	GALILEO	2019	NSW	27,500	22,000	47	44	36	106,131	94,000
IFFRAAJ	2001	ZAFONIC	2009	ENG	25,000	-	39	35	29	105,776	75,200
FROSTED	2012	TAPIT	2018	VIC	33,000	44,000	19	17	16	104,500	75,000
INTO MISCHIEF (NH)	2005	HARLAN'S HOLIDAY	2010	KY	100,000	225,000	4	4	4	103,750	75,000
PARIAH	2014	REDOUTE'S CHOICE	2019	NSW	22,000	16,500	82	74	68	100,815	83,750
PLAYING GOD	2007	BLACKFRIARS	2015	WA	11,000	16,500	14	11	10	98,500	97,500

[For a complete roster of all 270 sires of Australasian Yearlings, please click here](#)

## BIG JUMP IN QUALITY AT 2021 AUSTRALASIAN WEANLING SALES

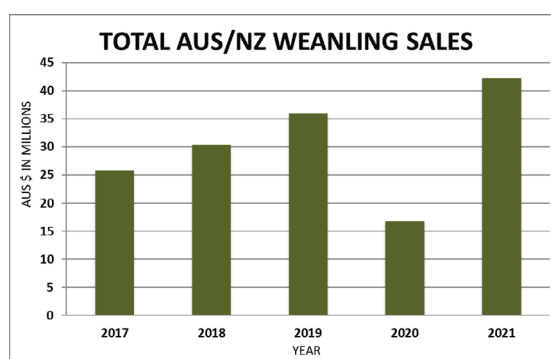
The Australasian weanling market is still evolving, so the massive jump in average at the leading Magic Millions weanling sale on the Gold Coast May 20-21 probably reflects this sector of the Australasian market 'maturing' to the point where more weanlings by the top sires are being offered than might have been the case in the past. Certainly it was the case this year, when 12 weanlings by eight different sires sold for A\$500,000 or more, though five of the 12 came from the Shadwell Australia dispersal. The overall sale grossed a record \$31,724,000, of which 20 Shadwell weanlings accounted for \$5,435,000 and averaged \$271,750. But even when we measure like-for-like, 284 non-dispersal weanlings grossed \$26,289,000 and averaged \$92,567, a 47% increase over the 2018-2019 averages of \$62,910 and \$62,917 respectively. The market's up, but it's not up that much; more weanlings offered by top sires had to be a factor too.

**I Am Invincible** (7 sold among the 3 sales, avg \$492,857) had a \$1-million weanling colt at Magic Millions, as well as another colt and filly who sold for \$625,000 and \$600,000 respectively. **Fastnet Rock** (2/\$425,000) was second by average for sires with 2+ sold, but he did in fact have just two sell. Third on average was **Zoustar** (8/\$348,125), who

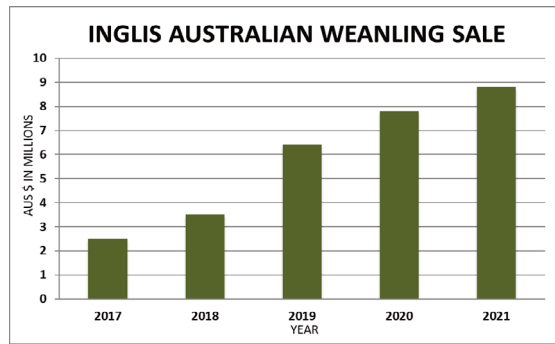
also had three foals sell for \$500,000+ (two from Shadwell), reflecting a massive jump in the class of mares to which he was bred – not surprising considering his stud fee in 2019 more than doubled, to \$154,000.

A total of 21 sires averaged \$100,000+ at the three sales, of which six are from the three youngest sire crops with foals. Newgate's **Extreme Choice** (5/\$280,000), sire of Golden Slipper winner Stay Inside, and Leading Freshman Sire **Capitalist** (21/\$143,810) were not surprisingly the top two F2018 sires with their first 2yo's by weanling average, and Darley's F2019 **Impending** (4/\$153,750) was tops among sires with their first yearlings. The three highest-profile F2020 sires who stood their first Australian seasons in 2019 were Coolmore's undefeated US Triple Crown winner **Justify** (8/\$200,625) and homegrown sires **The Autumn Sun** (5/\$212,000), from Arrowfield, and **Trapeze Artist** (5/\$139,600), from Widden, and these three naturally topped those sires with their first weanlings selling. Just below the \$100,000 threshold were representatives of each of the three sire crops: F2018 **Maurice** (2/\$87,500), F2019 **Hellbent** (6/\$97,617), and F2020 **Saxon Warrior** (5/\$85,600).

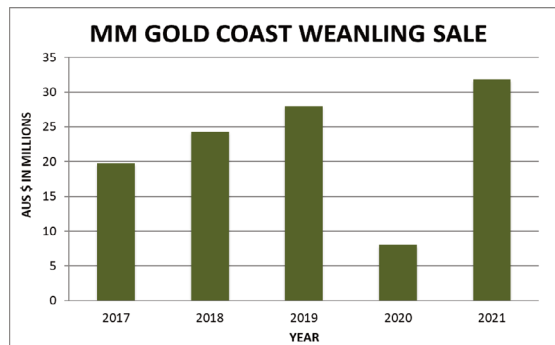
### THE WORLDWIDE SALES TICKER: AUSTRALASIAN WEANLING SALES DATA THROUGH JUNE 6, 2021



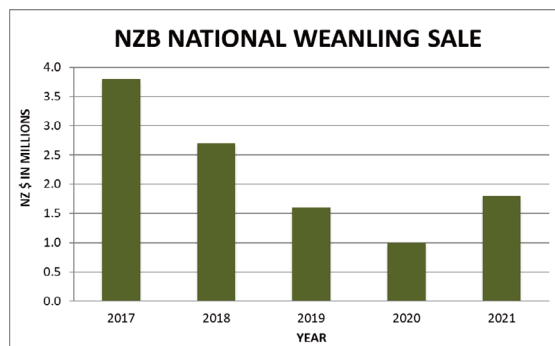
YEAR	CAT	RING	SOLD	% W/D	% S/R	% S/C	GROSS AU\$	AVG AU\$
2021	805	670	592	16.8%	88.4%	73.5%	42,238,310	71,348
2020	807	620	485	23.2%	78.2%	60.1%	16,832,383	34,706
2019	1099	907	723	17.5%	79.7%	65.8%	36,034,400	49,840
2018	1005	842	726	16.2%	86.2%	72.2%	30,355,469	41,812
2017	973	861	711	11.5%	82.6%	73.1%	25,761,521	36,233



YEAR	CAT	RING	SOLD	% W/D	% S/R	% S/C	GROSS AU\$	AVG AU\$
2021	268	230	207	14.2%	90.0%	77.2%	8,779,000	42,411
2020	385	294	230	23.6%	78.2%	59.7%	7,809,000	33,952
2019	258	215	186	16.7%	86.5%	72.1%	6,421,800	34,526
2018	167	146	138	12.6%	94.5%	82.6%	3,610,891	26,165
2017	137	116	97	15.3%	83.6%	70.8%	2,466,005	25,423



YEAR	CAT	RING	SOLD	% W/D	% S/R	% S/C	GROSS AU\$	AVG AU\$
2021	464	352	312	24.1%	88.6%	67.2%	31,747,000	101,753
2020	348	259	197	25.6%	76.1%	56.6%	8,043,500	40,830
2019	730	602	473	17.5%	78.6%	64.8%	28,172,500	59,561
2018	555	465	395	16.2%	84.9%	71.2%	24,313,818	61,554
2017	567	490	395	13.6%	80.6%	69.7%	19,848,000	50,248



YEAR	CAT	RING	SOLD	% W/D	% S/R	% S/C	GROSS NZ\$	AVG NZ\$
2021	120	100	82	16.7%	82.0%	68.3%	1,820,000	22,195
2020	82	69	60	15.9%	87.0%	73.2%	1,044,051	17,401
2019	155	127	91	18.1%	71.7%	58.7%	1,649,000	18,121
2018	298	264	202	11.4%	76.5%	67.8%	2,713,100	13,431
2017	296	282	232	4.7%	82.3%	78.4%	3,752,800	16,176



## LEADING AUSTRALASIAN SIRES OF WEANLINGS

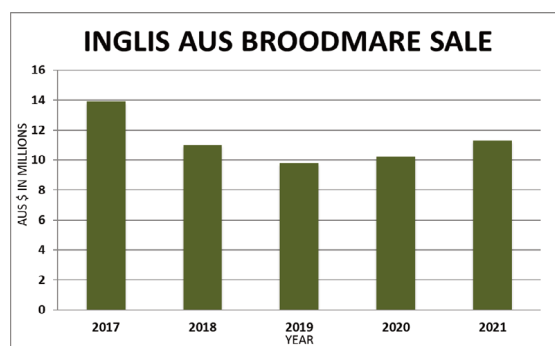
(2021 SALES INCLUDING INGLIS, MAGIC MILLIONS, AND NEW ZEALAND BLOODSTOCK)

SIRE NAME	YOB	HIS SIRE	FFLS	ST	2019 FEE	2021 FEE	# CAT	# RING	# SOLD	AU\$ AVG	AU\$ MED
FRANKEL	2008	GALILEO	2014	ENG	175,000	175,000	1	1	1	530,000	530,000
I AM INVINCIBLE	2004	INVINCIBLE SPIRIT	2011	NSW	247,500	220,000	7	7	7	492,857	425,000
FASTNET ROCK	2001	DANEHILL	2006	NSW	165,000	165,000	3	2	2	425,000	425,000
ZOUSTAR	2010	NORTHERN METEOR	2015	NSW	154,000	154,000	11	9	8	348,125	300,000
EXCEED AND EXCEL	2000	DANEHILL	2005	NSW	88,000	132,000	4	4	4	287,500	240,000
EXTREME CHOICE	2013	NOT A SINGLE DOUBT	2018	NSW	22,000	PVT	7	5	5	280,000	210,000
THE AUTUMN SUN	2015	REDOUTE'S CHOICE	2020	NSW	77,000	66,000	6	6	5	212,000	200,000
PER INCANTO	2004	STREET CRY	2012	NZ	17,500	25,000	4	3	3	205,465	102,427
JUSTIFY	2015	SCAT DADDY	2020	NSW	PVT	55,000	12	9	8	200,625	215,000
CARAVAGGIO	2014	SCAT DADDY	2019	IRE	27,500	-	1	1	1	160,000	160,000
IMPENDING	2013	LONHRO	2019	VIC	22,000	22,000	7	6	4	153,750	185,000
WRITTEN TYCOON	2002	IGLESIA	2008	NSW	110,000	165,000	26	25	25	152,760	125,000
STREET BOSS	2004	STREET CRY	2010	KY	27,500	55,000	4	3	3	151,667	170,000
CAPITALIST	2013	WRITTEN TYCOON	2018	NSW	55,000	99,000	30	24	21	143,810	120,000
BRAZEN BEAU	2011	I AM INVINCIBLE	2016	VIC	49,500	49,500	2	1	1	140,000	140,000
LORD KANALOA (NH)	2008	KING KAMEHAMEHA	2015	JPN	-	-	1	1	1	140,000	140,000
TRAPEZE ARTIST	2014	SNITZEL	2020	NSW	88,000	66,000	7	7	5	139,600	110,000
TORONADO	2010	HIGH CHAPARRAL	2016	VIC	27,500	49,500	3	3	3	132,500	72,500
DUBAWI	2002	DUBAI MILLENNIUM	2007	ENG	-	-	1	1	1	130,000	130,000
PIERRO	2009	LONHRO	2014	NSW	88,000	110,000	4	2	2	127,500	127,500
LONHRO	1998	OCTAGONAL	2005	NSW	77,000	66,000	5	5	5	122,000	150,000
SO YOU THINK	2006	HIGH CHAPARRAL	2013	NSW	38,500	77,000	13	13	13	119,923	105,000
SPIRIT OF BOOM	2007	SEQUALO	2015	QLD	44,000	33,000	6	5	2	115,500	115,500
CHOISIR	1999	DANEHILL DANCER	2004	RETIRED	27,500	-	2	2	2	112,500	112,500
DUNDEEL	2009	HIGH CHAPARRAL	2015	NSW	66,000	66,000	5	4	4	103,500	115,000
DEEP FIELD	2010	NORTHERN METEOR	2016	NSW	44,000	88,000	14	11	11	100,528	90,000
FROSTED	2012	TAPIT	2018	VIC	27,500	44,000	2	1	1	100,000	100,000
TERRITORIES	2012	INVINCIBLE SPIRIT	2018	NSW	16,500	11,000	2	1	1	100,000	100,000
HELLBENT	2012	I AM INVINCIBLE	2019	NSW	27,500	22,000	10	7	6	97,917	65,000
MAURICE	2011	SCREEN HERO	2018	JPN	27,500	44,000	2	2	2	87,500	87,500
SAXON WARRIOR	2015	DEEP IMPACT	2020	NSW	24,750	13,750	9	6	5	85,600	95,000
STARSPANGLED BANNER	2006	CHOISIR	2012	VIC	22,000	16,500	1	1	1	80,000	80,000
ALMANZOR	2013	WOOTTON BASSETT	2019	NZ	30,000	-	11	9	8	70,164	45,161
BRAVE SMASH	2013	TOSEN PHANTOM	2020	QLD	22,000	16,500	13	13	13	69,038	70,000
CHARM SPIRIT	2011	INVINCIBLE SPIRIT	2016	NZ	18,000	-	4	4	4	68,750	50,000
KERMADEC	2011	TEOFILO	2017	NSW	16,500	11,000	9	8	6	68,109	6,328
SHALAA	2013	INVINCIBLE SPIRIT	2018	NSW	33,000	44,000	14	12	9	65,833	65,000
EXOSPHERE	2012	LONHRO	2017	NSW	22,000	4,950	7	5	2	62,500	62,500
INVADER	2014	SNITZEL	2019	NSW	27,500	22,000	16	15	13	61,269	40,000
SNITZEL	2002	REDOUTE'S CHOICE	2007	NSW	220,000	165,000	2	2	1	60,000	60,000
CONTRIBUTER	2010	HIGH CHAPARRAL	2017	NZ	12,500	22,000	1	1	1	56,801	56,801
RUSSIAN REVOLUTION	2013	SNITZEL	2019	NSW	55,000	44,000	18	14	12	56,083	68,000
MENARI	2014	SNITZEL	2019	NSW	16,500	11,000	1	1	1	55,000	55,000
AMERICAN PHAROAH	2012	PIONEER OF THE NILE	2018	KY	66,000	49,500	5	5	4	53,500	42,500
RIBCHESTER	2013	IFFRAAJ	2019	NZ	22,000	15,000	1	1	1	52,500	52,500
GRUNT	2014	O'REILLY	2020	VIC	13,750	13,750	12	10	10	51,150	37,000
STAR TURN	2013	STAR WITNESS	2018	NSW	22,000	16,500	4	3	3	50,667	36,000
REAL STEEL	2012	DEEP IMPACT	2020	JPN	16,500	-	2	1	1	50,000	50,000
WRITTEN BY	2015	WRITTEN TYCOON	2020	NSW	24,750	24,750	12	10	10	48,507	48,500
ASTER N	2013	MEDAGLIA D'ORO	2018	NSW	33,000	16,500	3	2	1	48,000	48,000
HARRY ANGEL	2014	DARK ANGEL	2020	NSW	22,000	16,500	11	11	11	47,273	45,000
VANCOUVER	2012	MEDAGLIA D'ORO	2017	NSW	44,000	22,000	9	7	7	46,071	40,000
FLYING ARTIE	2013	ARTIE SCHILLER	2018	NSW	33,000	33,000	16	12	11	45,864	28,000

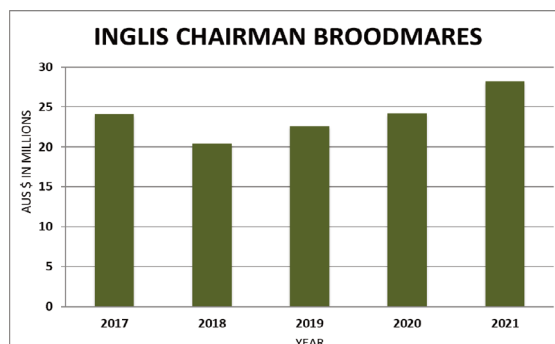
[For a complete roster of all 138 sires of Australasian Weanlings, please click here](#)

## THE WORLDWIDE SALES TICKER: AUSTRALASIAN FILLY & MARE SALES DATA

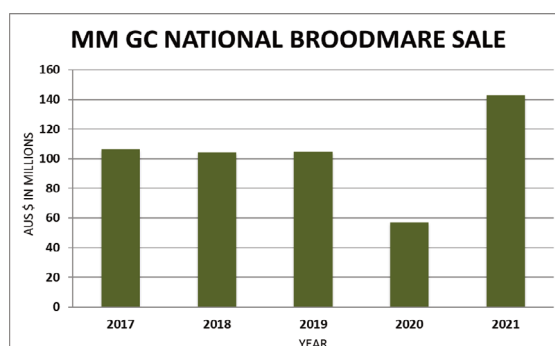
THROUGH JUNE 6, 2021



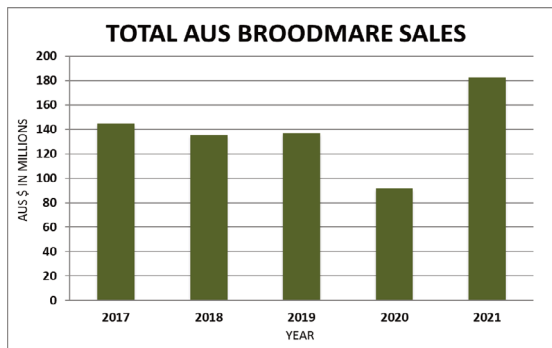
YEAR	CAT	RING	SOLD	% W/D	% S/R	% S/C	GROSS AU\$	AVG AU\$
2021	248	202	180	18.5%	89.1%	72.6%	11,294,600	62,748
2020	399	339	247	15.0%	72.9%	61.9%	10,211,660	41,343
2019	351	322	245	8.3%	76.1%	69.8%	9,839,000	40,159
2018	487	420	344	13.8%	81.9%	70.6%	11,013,250	32,015
2017	412	370	322	10.2%	87.0%	78.2%	13,934,500	43,275



YEAR	CAT	RING	SOLD	% W/D	% S/R	% S/C	GROSS AU\$	AVG AU\$
2021	66	58	53	12.1%	91.4%	80.3%	28,235,000	532,736
2020	90	84	56	6.7%	66.7%	62.2%	24,179,090	431,769
2019	58	57	53	1.7%	93.0%	91.4%	22,620,000	426,792
2018	143	131	79	8.4%	60.3%	55.2%	20,415,000	258,418
2017	63	61	52	3.2%	85.2%	82.5%	24,085,000	463,173



YEAR	CAT	RING	SOLD	% W/D	% S/R	% S/C	GROSS AU\$	AVG AU\$
2021	842	715	623	8.9%	79.6%	72.6%	142,943,000	229,443
2020	659	560	422	15.0%	72.9%	61.9%	57,198,500	135,541
2019	1127	990	772	8.3%	74.2%	68.1%	104,495,000	135,356
2018	1070	938	792	10.7%	79.1%	70.6%	104,114,000	131,457
2017	1109	982	799	5.8%	89.9%	84.7%	106,488,250	133,277



YEAR	CAT	RING	SOLD	% W/D	% S/R	% S/C	GROSS AU\$	AVG AU\$
2021	1156	975	856	15.7%	87.8%	74.0%	182,472,600	213,169
2020	1148	983	725	14.4%	73.8%	63.2%	91,589,250	126,330
2019	1536	1369	1070	10.9%	78.2%	69.7%	136,954,000	127,994
2018	1700	1489	1215	12.4%	81.6%	71.5%	135,542,250	111,557
2017	1584	1413	1173	10.8%	83.0%	74.1%	144,507,750	123,195



Leading Australasian sire of In-Foal mares I Am Invincible (photo courtesy Yarraman Park)

## I AM INVINCIBLE'S INCREDIBLE TEN IN-FOAL MARES SOLD IN 2021

SALE	LOT NAME	YOB	HER SIRE	HER DAM	BUYER	LOCATION	PRICE\$ AUD
ING	IN HER TIME (AUS)	2012	TIME THIEF	HELL IT'S HOT	Yu Long Investments	VIC	2,200,000
MM	VOLPE VELOCE (AUS)	2013	FOXWEDGE	BARDEGO	Sheamus Mills /Longwood TB/P. Morgan	VIC	1,900,000
MM	EKTIFAA (AUS)	2013	MORE THAN READY	STELLAR VINIA	Kia Ora Stud	NSW	1,700,000
MM	TASTE OF HEAVEN (AUS)	2010	ENCOSTA DE LAGO	SHANTHA'S CHOICE	Mitchell Bloodstock	NSW	1,600,000
MM	FUTOOH (AUS)	2015	SEBRING	GOLDEN MILLENNIUM	Suman Hedge	VIC	1,200,000
ING	SHOKO (AUS)	2013	SEBRING	GOD LOVE IT	Ridgmont / Boutique TB / Clarke B.S.	NSW	1,000,000
MM	TSARITSA (AUS)	2012	DANE SHADOW	XAAR'S JEWEL	Widden Stud	NSW	950,000
MM	FAINT PERFUME (AUS)	2006	SHAMARDAL	ZONA	Bruce Perry B.S. /Jamieson Prk	NZ	800,000
MM	LADY SHARAPOVA (AUS)	2011	FASTNET ROCK	PERFECT PERSUASION	Bangaloe Stud	NSW	750,000
ING	VERAVARTI (NZ)	2012	O'REILLY	VEDODARA	Lustre Lodge / Greenhaven Prk	NSW	500,000

## LEADING AUSTRALASIAN COVERING SIRES OF IN-FOAL MARES

(2021 SALES INCLUDING INGLIS AUSTRALIAN BROODMARE & CHAIRMAN'S SALE; MAGIC MILLIONS- INCLUDES ONLY PREGNANT MARES LISTED AS IN-FOAL AT TIME OF SALE)

SIRE NAME	YOB	HIS SIRE	FFLS	ST	2020 FEE	2021 FEE	# CAT	# RING	# SOLD	AU\$ AVG	AU\$ MED
I AM INVINCIBLE	2004	INVINCIBLE SPIRIT	2011	NSW	209,000	220,000	11	11	10	1,260,000	1,100,000
FASTNET ROCK	2001	DANEHILL	2006	NSW	165,000	165,000	5	5	4	621,250	537,500
DUNDEEL	2009	HIGH CHAPARRAL	2015	NSW	66,000	66,000	16	13	10	620,000	190,000
EXCEED AND EXCEL	2000	DANEHILL	2005	NSW	132,000	132,000	13	11	9	588,333	470,000
SNITZEL	2002	REDOUTE'S CHOICE	2007	NSW	165,000	165,000	7	7	4	526,250	525,000
LOPE DE VEGA	2007	SHAMARDAL	2012	IRE	-	-	1	1	1	525,000	525,000
TOO DARN HOT	2016	DUBAWI	2021	NSW	44,000	44,000	10	10	10	442,500	280,000
OCEAN PARK	2008	THORN PARK	2014	NZ	20,000	30,000	1	1	1	420,000	420,000
LONHRO	1998	OCTAGONAL	2005	NSW	66,000	66,000	3	2	1	400,000	400,000
ZOUSTAR	2010	NORTHERN METEOR	2015	NSW	121,000	154,000	12	10	10	389,500	310,000
DEEP FIELD	2010	NORTHERN METEOR	2016	NSW	55,000	88,000	21	19	19	356,316	180,000
BLUE POINT	2014	SHAMARDAL	2021	VIC	44,000	44,000	12	11	9	305,556	250,000
WRITTEN TYCOON	2002	IGLESIA	2008	VIC	77,000	165,000	40	39	35	302,571	260,000
STREET BOSS	2004	STREET CRY	2010	NSW	27,500	55,000	3	3	3	290,000	250,000
NIGHT OF THUNDER	2011	DUBAWI	2017	IRE	-	-	2	2	2	265,000	265,000
TRAPEZE ARTIST	2014	SNITZEL	2020	NSW	77,000	66,000	8	8	8	250,000	170,000
EPAULETTE	2009	COMMANDS	2015	NSW	22,000	16,500	7	7	7	249,857	50,000
BRAZEN BEAU	2011	I AM INVINCIBLE	2016	VIC	49,500	49,500	7	7	6	235,000	232,500
PIERATA	2014	PIERRO	2021	QLD	44,000	44,000	44	43	37	226,892	140,000
CAPITALIST	2013	WRITTEN TYCOON	2018	NSW	44,000	99,000	38	36	28	226,786	175,000
JUSTIFY	2015	SCAT DADDY	2020	NSW	66,000	55,000	5	5	4	222,500	155,000
ALABAMA EXPRESS	2016	REDOUTE'S CHOICE	2021	VIC	27,500	24,750	3	3	1	220,000	220,000
TORONADO	2010	HIGH CHAPARRAL	2016	VIC	27,500	49,500	5	3	1	210,000	210,000
FROSTED	2012	TAPIT	2018	VIC	22,000	44,000	9	9	9	200,556	160,000
SIDESTEP	2010	EXCEED AND EXCEL	2016	QLD	16,500	11,000	2	2	1	200,000	200,000
THE AUTUMN SUN	2015	REDOUTE'S CHOICE	2020	NSW	66,000	66,000	7	6	5	194,500	200,000
PIERRO	2009	LONHRO	2014	NSW	137,500	110,000	7	7	3	193,333	210,000
SO YOU THINK	2006	HIGH CHAPARRAL	2013	NSW	38,500	77,000	30	26	22	184,773	115,000
SHALAA	2013	INVINCIBLE SPIRIT	2018	NSW	33,000	44,000	14	14	11	159,545	80,000
MICROPHONE	2016	EXCEED AND EXCEL	2021	NSW	38,500	38,500	9	9	9	156,111	150,000
I AM IMMORTAL	2016	I AM INVINCIBLE	2021	VIC	13,750	13,750	1	1	1	150,000	150,000
AMERICAN PHAROAH	2012	PIONEER OF THE NILE	2018	KY	55,000	49,500	2	2	1	140,000	140,000
EXCEEDANCE	2016	EXCEED AND EXCEL	2021	NSW	38,500	33,000	17	16	12	134,167	125,000
ASTERN	2013	MEDAGLIA D'ORO	2018	NSW	22,000	16,500	7	7	7	133,571	75,000
IMPENDING	2013	LONHRO	2019	VIC	19,800	22,000	4	4	3	130,000	140,000
BRUTAL	2015	O'REILLY	2021	NSW	27,500	27,500	13	11	8	126,875	120,000
EXTREME CHOICE	2013	NOT A SINGLE DOUBT	2018	NSW	22,000	PVT	7	7	6	123,333	102,500
HARRY ANGEL	2014	DARK ANGEL	2020	NSW	16,500	16,500	8	7	7	121,429	130,000
YES YES YES	2016	RUBICK	2021	NSW	38,500	38,500	21	20	18	105,556	82,500
CASTELVECCHIO	2016	DUNDEEL	2021	NSW	33,000	33,000	10	8	8	105,000	80,000
TERRITORIES	2012	INVINCIBLE SPIRIT	2018	NSW	11,000	11,000	11	11	10	99,000	55,000
MAGNA GRECIA	2016	INVINCIBLE SPIRIT	2021	NSW	22,000	19,250	9	8	5	92,200	50,000
OMAHA BEACH	2016	WAR FRONT	2021	VIC	22,000	22,000	1	1	1	90,000	90,000
SPIRIT OF BOOM	2007	SEQUALO	2015	QLD	44,000	33,000	7	7	2	85,000	85,000
RUSSIAN REVOLUTION	2013	SNITZEL	2019	NSW	44,000	44,000	10	10	9	81,000	60,000
NICCONI	2005	BIANCONI	2011	VIC	27,500	27,500	13	12	11	80,727	50,000
RUBICK	2011	ENCOSTA DE LAGO	2016	VIC	33,000	27,500	7	6	6	77,083	63,750
PRIDE OF DUBAI	2012	STREET CRY	2017	NSW	38,500	22,000	17	16	13	76,692	80,000
STAR WITNESS	2007	STARCRAFT	2012	VIC	22,000	16,500	8	8	7	76,357	60,000
ROYAL MEETING	2016	INVINCIBLE SPIRIT	2021	VIC	11,000	11,000	4	2	2	75,000	75,000
SHAMUS AWARD	2010	SNITZEL	2015	VIC	19,800	33,000	2	2	2	75,000	75,000
ALL TOO HARD	2009	CASINO PRINCE	2014	NSW	27,500	33,000	9	9	8	74,438	60,000

[For a complete roster of all 95 sires of Australasian In-Foal Mares, please click here](#)

## SECTION 6: BILL'S TWEETS



**Bill Oppenheim** @biloppenheim · May 3



Not A Single Doubt reclaims top spot on Australian General Sire List A\$14.2m, \$150k ahead of Written Tycoon. 3 I Am Invincible \$12.8m @ArrowfieldStud @YulongInvestme1 @yarramanpark. Also \$10m+ & 10+ SW: Snitzel, So You Think, Fastnet Rock, Zoustar @CoolmoreAus @widdenstud



**Bill Oppenheim** @biloppenheim · May 7



Filly & Mare sales are never like-to-like as yearling sales are, even so today's @inglis\_sales Chairman's Sale saw 53 sell for A\$28,235,000 (+22% to '19, comparable sale), avg A\$532,736 (+26%), median A\$330,000 (+18%). 7 brought A\$1m+, 2 over A\$2m. Hot stuff! @ejplantain



**Bill Oppenheim** @biloppenheim · May 9



1-3 for @Three\_Chimneys @DJFiske Gun Runner in the 3rd at @ChurchillDowns today, sloppy, :59:1. His 1st runner had been a closing 3rd, so 3 runners, 1-0-2 so far - very promising start! 2nd by @LanesEndFarms Connect so 1-2-3 for freshman sires @ejplantain



**Bill Oppenheim** @biloppenheim · May 13



Tip of the hat to @OverburySires Ardad, winner of the Windsor Castle at @RoyalAscotSite & the G2 Flying Childers (both 5f) at 2, now has 7 winners. Another 5f specialist, @HoStud Cotai Glory, has 5. By Kodiak and Exceed & Excel respectively @DarleyStallions



**Bill Oppenheim** @biloppenheim · May 14



Nate, as you know (p. 195 NH SSR) he had 2 G2 winners in each of 1st 2 crops avg 89 foals. Next 2 crops 68 total but these 2yo's from his 5th crop, 108 foals, & he's now back to 90-foal crops @spendthriftfarm @ejplantain sharpie (second that) @DeuceGreathouse



**nathan mccauley** 🐾 @natemccauley · May 13

Ontheonesandtwos becomes the second impressive 2yo winner of the year for @spendthriftfarm's Jimmy Creed with an impressive debut win at @ChurchillDowns.

Trained by @NormCasse (👏) and purchased as a yearling by sharpie @DeuceGreathouse.

Great sire and connections.



**Bill Oppenheim** @biloppenheim · May 16



Sire Watch: Written Tycoon back on top on the Australian GSL, by A\$21k over Not A Single Doubt, \$14.607m to \$14.596m. #3 I Am Invincible \$13.1m. Also over \$10m: So You Think, Snitzel, Fastnet Rock, Zoustar @YulongInvestme1 @ArrowfieldStud @yarramanpark @CoolmoreAus @widdenstud





**Bill Oppenheim** @biloppenheim · May 17

...

His stud career (1st foals 2015, raced 2017): 2015-100 foals, 2016-60, 2017-40, 2018-45, 2019-145 including now 6- 2yo winners. Next 2 crops 51, 53-breeders have short memories. Very precocious sire for a Teofilo but out of a very fast mare & has a double dose of Danzig.



**Tweenhills** @Tweenhills · May 17

El Caballo looks another exciting 2yo for HAVANA GOLD, breaking his maiden impressively at @CarlisleRaces

The colt was bred by @WhitsburyManor and is a half-brother to Listed winning sprinter Avengers Queen.

Congratulations to all connections 🙌



**Bill Oppenheim** @biloppenheim · May 19

...

From 2018 to 2019 @FasigTiptonCo Mid-Atl 2yo sale jumped ~20%. Ignoring 2020 for comparative purposes, 2021 clearance rate from catalogue (60.8%) +6.5% from 2019 (54.3%), gross up another 15%, avg \$94,375 +5% (\$90,104). Market recovery internationally continues ~+10% from 2019.



**Bill Oppenheim** @biloppenheim · May 20

...

After day 1 of @mmsnippets Book 1 weanling sale: excluding Shadwell (20 avg A\$271,750), 140 other weanlings (67.0% of catalogued) averaged A\$89,382, up 42% from 2019 Book 1 (\$62,917). Likely more catalogued by top sires a factor, but even so. @inglis\_sales weanling avg +22%.



**Bill Oppenheim** @biloppenheim · May 21

...

Excluding Shadwell, 284 weanlings sold/396 cat (71.7%) at @mmsnippets Book 1. 284 grossed A\$26,289,000, avg A\$92,567. This up 47% from 2018 (386/540) & 2019 (446/686) tho number catalogued -27%/-42%. Yes great results but smaller catalogue & Shadwell impact the numbers.



**Bill Oppenheim** @biloppenheim · May 22

...

2yo winner #7 for @Tweenhills Havana Gold, Pinar Del Rio @curragherace. From his 5th crop of 2yo's & the first after he was #3 EU freshman sire of 2017. To review, his crop sizes are: 100-60-40-45-145-51-53. Fastest son of Teofilo by far (inbred to Danzig, out of fast mare).



**Bill Oppenheim** @biloppenheim · May 23

...

The 2014 G1 Melbourne Cup winner Protectionist (Monsun) stands at Gestut Roettgen in Germany for €6500 & got his 2nd 10F GSW today from just 40 1st-crop foals. Bred by the Berglar family & raced by @Austbloodstock, looks like bringing him back to GER to stand was a smart move.



**Bill Oppenheim** @biloppenheim · May 23

...

6 horses now trading <15-1 for the Epsom Derby on Betfair. The top 2 (Bolshoi Ballet & High Definition) are by Galileo, new #3 is by Galileo's son New Approach (Mac Swiney, 2x3 Galileo) & the next 3 are all by Galileo's son Frankel @coolmostud @DarleyStallions @JuddmonteFarms



**Bill Oppenheim** @biloppenheim · May 24

...

2015 G2 Celebration Mile winner F2018 (1st 3yo's) Kodi Bear (only €6k!) doing well. 18 2yo winners last year included 5 GSP, has 3 BTW this year & 3f Belle Image 4th in Irish 1000 yesterday. Also has six 2yo winners this year incl a BTW in FR 5-21. Trending Up @RathbarryStud



**Bill Oppenheim** @biloppenheim · May 24

...

Starspangledbanner & Royal Ascot. His sire Choisir did the King's Stand-Golden Jubilee double, he won the Golden Jubilee himself & had 2 RA winners in his 1st crop 2014. Ire 2yo G3W Hermana Estrella & Castle Star since 5-16 (both @fozzystack) no doubt heading to RA @coolmorestud



**Bill Oppenheim** @biloppenheim · May 25

...

That was some sale they had @mmsnippets today, mostly fillies plus the @ShadwellStud dispersal & a few shares. 210 sold total for A\$68.88m (29 for \$700k+, bot by 16 different buyers, 17 for \$1m+). Shadwell sold 37 for \$25.135m, avg \$679,324 incl 10 for \$1m+ @yarramanpark. Wowed.



**Bill Oppenheim** @biloppenheim · May 29

...

Every time we turn around these days there's another black-type horse by @JakeJWarren Cable Bay - 6 this month after King's Lynn's Listed win at Haydock today. #2 EU freshman sire of 2019, slipped to #7 last year but coming back strong now. Good value at £8k.



**Bill Oppenheim** @biloppenheim · May 29

...

Impressive 1st winner yesterday at CD for @LanesEndFarms Candy Ride son Unified, the filly Behave Virginia for @KennyMcPeek. He won the 9f G2 Peter Pan at 3 & the 6 1/2f G3 GP Sprint at 4 for @Centennial\_Farm ; market likes him too - 26 2yo's have averaged \$98,808 off a \$10k fee.



**Bill Oppenheim** @biloppenheim · May 29

...

Big win earlier today by Tiger of Malay in 1400m G2 in Queensland for @NewgateFarm @Chinahorseclub puts Newgate's Extreme Choice (13 rnr, 5 wnr) back in front of same farm's Captalist (54 rnr, 16 wnr) on combined ANZ Freshman Sire List (by \$18k), both ~A\$3.3m. Newgate wins!



**Bill Oppenheim** @biloppenheim · May 30

...

We always say wait until they have 1st 4yo's before rendering judgement and sure enough @coolmorestud Gleneagles is proving the point this year: leading EU 3rd crop sire by 2021 winners (35), BTW (4) & GSW (3) after Novemba forgot to stop & bolts up in the G2 German 1000 Gns.



**Bill Oppenheim** @biloppenheim · Jun 5

...

Big result for @HillnDaleFarm Maclean's Music as 3yo's Drain The Clock & Jackie's Warrior run 1-2 in the G1 Woody Stephens. After a good start in 2016-17 including Cloud Computing winning the 2017 G1 Preakness, Maclean's Music's 5th crop (2018) nearly doubled in size.



**Bill Oppenheim** @biloppenheim · Jun 5

...

Speaking of big results, what about @JuddmonteFarms Frankel having the 1-3 in the @EpsomRacecourse Derby? He is The Business.