

Thoroughbred Market Report



MAY 2026

Editor – Bill Oppenheim, bopp@billoppenheim.com
Managing Editor – Emily J Plant PhD, emily@billoppenheim.com
Worldwide Sales Ticker – Brianne Stanley, bristanley1@gmail.com

Copyright 2026: The Bill Oppenheim Group

For subscription information go to www.billoppenheim.com
or contact info@billoppenheim.com

Thoroughbred Market Report

MAY 2026



*Scenes from the European Breeze-Up Sales:
Tattersalls Craven sale Lot 42 in the ring
Photo courtesy Tattersalls*

SECTION 1: SIRE AVERAGES, 2YO'S IN TRAINING	1
SECTION 2: LEADING YOUNG SIRES IN NORTH AMERICA	4
SECTION 3: LEADING YOUNG SIRES IN EUROPE	9
SECTION 4: LEADING YOUNG SIRES IN AUSTRALASIA	13
SECTION 5: WORLDWIDE SALES TICKER	17
SECTION 6: BILL'S TWEETS	19

IN THIS ISSUE

- OBS March and April were up 20% in gross and up 13% even without the \$10.5m Flightline. The four European 2yo sales, on the other hand, have been down 20% in gross from 2025. But the qualifier there is that the corresponding 2025 European 2yo sales had been up 22% from 2024, so the four 2026 sales were actually down just 2% in gross from 2024 and up 2% in average with a 3% drop from 2024 to 2026 in the clearance rate from the catalogues. Sire averages for the North American and European 2yo sales to date, with Fasig Mid-Atlantic and OBS June still to come in the US as well as Tattersalls Ireland and a small Goffs sale in Europe.
- Leading sire tables by cumulative progeny earnings for North American and European sires F2020-F2024 and Australian sires F2020-F2023.
- Worldwide Sales Tickers on the three latest European 2yo sales and cumulative.
- Bill's Tweets

To learn more about the Thoroughbred Market Report please visit <https://biloppenheim.com/abouttmr> or email emily@biloppenheim.com

SECTION 1: 2YO-IN-TRAINING SALES RESULTS



*Flightline (Tapit x Feathered (Indian Charlie)) Leading sire of 2yo's in training by average
Photo courtesy Lane's End Stallions*

FIRST FOUR EUROPEAN 2YO SALES DOWN 20% FROM 2025 HIGHS

But Sales Roughly In Line with Corresponding 2024 Sales

The OBS March and April 2yo sales were up 20% in gross from the corresponding 2025 editions and would even have been up 13% without the OBS record-shattering \$10.5 Flightline colt. By contrast the first four European 2yo sales – Tattersalls Craven and Guineas, Goffs UK Doncaster, and Arqana's May 9 sale – were down 20% in gross from last year's corresponding sales. But to put them in perspective, the four 2025 sales had been up 22% from 2024. But 2025 might have been an anomaly because when we compare the four 2026 sales to the corresponding 2024 results, the 2026 gross was only down 2% from 2024 while the average was up 2% as there was a 3% drop in the clearance rate from the catalogues between 2024 and 2026, which accounts for the slight drop in gross but the slight increase in average. The difference between the North American market as opposed to the European market is simply the depth of buyers in North America, as illustrated by 56 yearlings selling for \$1m or more at the Keeneland September sale last year.

We sure hope someone has already named one Flightline Fever because that's certainly what's been going on from day one for the unbeaten son of Tapit. Last year he had 57 yearlings average \$737,274 with a \$600,000 median. With just five 2yo's sold (one at Arqana brought €350,000) Flightline's average for 2yo's sold so far (there are remaining sales on both continents so the final averages will be included in our June issue) is \$2,444,500 though the other four 2yo's to have sold by Flightline have averaged \$430,000 and the median for all five is \$412,500 which just goes to show the difference in average a \$10.5 million colt can make. The number two Freshman Sire is Life Is Good, who had 14 2yo's average \$342,857 with a median of \$305,000. Life Is Good became the first of his cohort to sire a black-type winner Waggley (out of Lunar Empress, by Malibu Moon) won the Kentucky Juvenile S on April 29 at Churchill Downs.

EUROPEAN SIRES AT 2YO IN TRAINING SALES

Thru May 11, 2026- Sires with 2+ sold for ~32k+ average.

SIRE NAME	YOB	HIS SIRE	FFLS	ST	2026 FEE	2023 FEE	# RING	# SOLD	US\$ AVG	US\$ MED
KINGMAN	2011	INVINCIBLE SPIRIT	2016	ENG	125,000	125,000	4	4	423,888	329,999
PINATUBO	2017	SHAMARDAL	2022	ENG	17,500	35,000	2	2	353,571	353,571
NIGHT OF THUNDER	2011	DUBAWI	2017	IRE	200,000	100,000	7	6	346,644	300,535
WOOTTON BASSETT	2008	IFFRAAJ	2013	DEAD	-	150,000	6	4	296,919	282,856
MEHMAS	2014	ACCLAMATION	2018	IRE	70,000	60,000	25	23	244,984	176,785
STARSPANGLED BANNER	2006	CHOISIR	2012	IRE	60,000	50,000	18	13	221,984	135,535
FRANKEL	2008	GALILEO	2014	ENG	350,000	275,000	3	3	212,336	212,724
BLUE POINT	2014	SHAMARDAL	2021	IRE	100,000	35,000	26	22	203,904	111,989
PALACE PIER	2017	KINGMAN	2023	ENG	32,000	50,000	7	5	199,455	121,081
TOO DARN HOT	2016	DUBAWI	2021	ENG	100,000	40,000	12	11	190,175	128,204
SEA THE STARS	2006	CAPE CROSS	2011	IRE	300,000	180,000	5	5	187,336	141,816
NO NAY NEVER	2011	SCAT DADDY	2016	IRE	100,000	175,000	16	13	183,827	212,142
SHOWCASING	2007	OASIS DREAM	2012	ENG	30,000	45,000	9	6	175,008	55,048
ST MARK'S BASILICA	2018	SIYOUNI	2023	IRE	40,000	65,000	12	11	174,444	194,464
LOPE DE VEGA	2007	SHAMARDAL	2012	IRE	200,000	125,000	4	4	173,986	47,959
GHAIYYATH	2015	DUBAWI	2022	IRE	20,000	25,000	2	2	168,690	168,690
SEA THE MOON	2011	SEA THE STARS	2016	ENG	20,000	25,000	3	3	161,476	77,822
HAVANA GREY	2015	HAVANA GOLD	2020	ENG	PVT	18,500	31	26	158,276	97,138
TEN SOVEREIGNS	2016	NO NAY NEVER	2021	TUR	-	17,500	12	11	152,112	88,318
BAAEED	2018	SEA THE STARS	2024	ENG	55,000	80,000	3	3	150,181	120,543
SIoux NATION	2015	SCAT DADDY	2020	IRE	37,500	17,500	39	33	139,255	87,807
STARMAN	2017	DUTCH ART	2023	IRE	40,000	15,000	22	18	132,478	96,075
SPACE BLUES	2016	DUBAWI	2023	IRE	16,000	16,000	7	4	131,333	46,051
MINZAAL	2018	MEHMAS	2024	IRE	12,500	15,000	24	19	125,310	94,285
ZARAK	2013	DUBAWI	2019	FR	80,000	60,000	3	3	123,846	129,642
STUDY OF MAN	2015	DEEP IMPACT	2021	ENG	35,000	12,500	2	2	117,448	117,448
DANDY MAN	2003	MOZART	2011	DEAD	-	15,000	2	2	112,634	112,634
CAMELOT	2009	MONTJEU	2015	IRE	60,000	60,000	3	3	97,825	82,499
CHURCHILL	2014	GALILEO	2019	IRE	15,000	30,000	5	5	97,302	106,836
NAVAL CROWN	2018	DUBAWI	2024	IRE	9,000	15,000	8	6	96,385	42,890
GOKEN	2012	KENDARGENT	2018	FR	10,000	15,000	2	2	92,546	92,546
PERFECT POWER	2019	ARDAD	2024	ENG	7,500	15,000	10	10	92,180	60,114
BLACKBEARD	2020	NO NAY NEVER	2024	IRE	17,500	25,000	20	16	80,888	61,372
GALIWAY	2011	GALILEO	2017	FR	30,000	30,000	4	2	79,217	79,217
BATED BREATH	2007	DANSILI	2014	ENG	5,000	15,000	2	2	79,006	79,006
SANDS OF MALI	2015	PANIS	2022	IRE	22,500	5,000	2	2	73,792	73,792
SAXON WARRIOR	2015	DEEP IMPACT	2020	IRE	10,000	35,000	3	2	71,913	71,913
ACCLAMATION	2006	UNUSUAL HEAT	2014	CA	-	-	5	3	69,994	40,526
PERSIAN FORCE	2020	MEHMAS	2024	IRE	10,000	10,000	20	14	68,553	58,884
KODI BEAR	2012	KODIAC	2018	IRE	12,500	15,000	12	9	65,900	39,618
COTAI GLORY	2012	EXCEED AND EXCEL	2019	TUR	-	12,500	8	6	65,475	68,251
SOLDIER'S CALL	2016	SHOWCASING	2021	ENG	3,500	7,500	3	2	59,174	59,174
NEW BAY	2012	DUBAWI	2018	IRE	75,000	75,000	8	6	58,307	32,544
KODIAC	2001	DANEHILL	2008	IRE	20,000	40,000	10	8	52,277	32,642
INVINCIBLE SPIRIT	1997	GREEN DESERT	2004	RETIRED	-	Private	8	7	51,712	49,523
GLENEAGLES	2012	GALILEO	2017	IRE	20,000	17,500	2	2	50,364	50,364
MOHAATHER	2016	SHOWCASING	2022	ENG	10,000	15,000	3	3	49,967	42,734
INNS OF COURT	2014	INVINCIBLE SPIRIT	2021	ITY	-	5,000	5	4	48,345	48,816
ZOUSTAR	2010	NORTHERN METEOR	2020	AUS	-	30,000	3	3	45,558	17,093
CRACKSMAN	2014	FRANKEL	2020	ENG	8,500	17,500	4	4	45,311	39,618
SERGEI PROKOFIEV	2016	SCAT DADDY	2022	ON	10,000	6,000	8	6	44,618	43,228
HARRY ANGEL	2014	DARK ANGEL	2020	ENG	10,000	10,000	13	11	44,498	35,373
GREGORIAN	2009	CLODOVIL	2016	IRE	4,500	4,500	2	2	36,081	36,081
LUCKY VEGA	2018	LOPE DE VEGA	2023	IRE	12,500	15,000	4	2	35,373	35,373
OASIS DREAM	2000	GREEN DESERT	2005	ENG	15,000	20,000	3	3	33,852	38,203
PERSIAN KING	2016	KINGMAN	2022	FR	15,000	25,000	3	2	32,724	32,724

NORTH AMERICAN SIRES AT 2YO IN TRAINING SALES

Thru May 11, 2026- Sires with 2+ sold for ~115k+ average.

SIRE NAME	YOB	HIS SIRE	FFLS	ST	2026 FEE	2023 FEE	# RING	# SOLD	US\$ AVG	US\$ MED
FLIGHTLINE	2018	TAPIT	2024	KY	125,000	200,000	7	5	2,444,499	412,499
NYQUIST	2013	UNCLE MO	2018	KY	175,000	55,000	12	8	539,375	277,500
INTO MISCHIEF	2005	HARLAN'S HOLIDAY	2010	KY	250,000	250,000	10	7	482,142	250,000
CURLIN	2004	SMART STRIKE	2010	KY	225,000	225,000	6	6	440,000	425,000
CONSTITUTION	2011	TAPIT	2017	KY	110,000	110,000	10	6	419,702	413,392
NOT THIS TIME	2014	GIANT'S CAUSEWAY	2018	KY	250,000	135,000	8	6	416,666	350,000
HONOR A. P.	2017	HONOR CODE	2022	KY	7,500	15,000	3	2	369,500	369,500
GHOSTZAPPER	2000	AWESOME AGAIN	2007	RETIRED	-	75,000	3	3	346,666	250,000
LIFE IS GOOD	2018	INTO MISCHIEF	2024	KY	60,000	100,000	17	14	342,857	305,000
JACKIE'S WARRIOR	2018	MACLEAN'S MUSIC	2024	KY	25,000	50,000	26	21	329,285	200,000
TIZ THE LAW	2017	CONSTITUTION	2022	KY	30,000	30,000	13	9	326,111	250,000
UNCLE MO	2008	INDIAN CHARLIE	2013	DEAD	-	150,000	13	5	298,400	185,000
GUN RUNNER	2013	CANDY RIDE	2019	KY	250,000	PVT	7	5	295,000	160,000
EARLY VOTING	2019	GUN RUNNER	2024	KY	12,500	25,000	21	17	291,758	284,898
TWIRLING CANDY	2007	CANDY RIDE	2013	KY	75,000	60,000	12	8	273,125	225,000
CORE BELIEFS	2015	QUALITY ROAD	2023	KY	5,000	7,500	2	2	270,000	270,000
MO TOWN	2014	UNCLE MO	2020	KY	7,500	5,000	6	6	261,833	75,000
UPSTART	2012	FLATTER	2018	KY	25,000	30,000	12	9	252,777	100,000
ESSENTIAL QUALITY	2018	TAPIT	2023	KY	25,000	75,000	13	10	243,500	97,500
YAUPON	2017	UNCLE MO	2023	KY	60,000	30,000	38	31	242,548	200,000
BOLT D'ORO	2015	MEDAGLIA D'ORO	2020	KY	25,000	35,000	16	13	232,211	95,000
UNION RAGS	2009	DIXIE UNION	2014	KY	10,000	30,000	2	2	227,500	227,500
OSCAR PERFORMANCE	2014	KITTEN'S JOY	2020	KY	60,000	20,000	13	12	224,749	152,500
OMAHA BEACH	2016	WAR FRONT	2021	KY	75,000	30,000	19	17	222,995	100,000
LIAM'S MAP	2011	UNBRIDLED'S SONG	2017	KY	50,000	40,000	15	14	218,214	180,000
DRAIN THE CLOCK	2018	MACLEAN'S MUSIC	2024	KY	10,000	10,000	47	42	210,309	145,000
EPICENTER	2019	NOT THIS TIME	2024	KY	25,000	45,000	38	33	202,948	75,000
CITY OF LIGHT	2014	QUALITY ROAD	2020	KY	35,000	60,000	9	7	197,857	160,000
HAPPY SAVER	2017	SUPER SAVER	2024	KY	7,500	12,500	5	3	196,666	200,000
AMERICAN PHAROAH	2012	PIONEEROF THE NILE	2017	JPN	-	60,000	9	7	195,961	176,869
CORNICHE	2019	QUALITY ROAD	2024	KY	15,000	30,000	33	25	195,200	70,000
JUSTIFY	2015	SCAT DADDY	2020	KY	200,000	100,000	10	7	194,055	230,000
MCKINZIE	2015	STREET SENSE	2022	KY	75,000	30,000	15	12	193,500	75,000
WAR FRONT	2002	DANZIG	2008	KY	PVT	100,000	3	3	192,571	230,000
SPEAKER'S CORNER	2018	STREET SENSE	2024	KY	10,000	20,000	22	16	186,459	125,000
TAPIT	2001	PULPIT	2006	KY	185,000	185,000	4	4	185,000	70,000
MAXFIELD	2017	STREET SENSE	2023	KY	50,000	40,000	11	8	180,004	137,794
GIRVIN	2014	TALE OF EKATI	2020	KY	30,000	20,000	29	23	171,571	60,000
VEKOMA	2017	CANDY RIDE	2022	KY	100,000	15,000	23	17	170,336	75,000
PRACTICAL JOKE	2014	INTO MISCHIEF	2019	KY	75,000	25,000	38	31	170,317	150,000
ARMY MULE	2014	FRIESAN FIRE	2020	KY	25,000	12,500	17	13	167,153	65,000
GOOD MAGIC	2015	CURLIN	2020	KY	125,000	50,000	13	10	153,738	75,000
CANDY RIDE	1999	RIDE THE RAILS	2006	KY	60,000	75,000	4	3	153,333	70,000
GOLDEN PAL	2018	UNCLE MO	2024	KY	25,000	30,000	42	33	149,519	100,000
MANDALOUN	2018	INTO MISCHIEF	2024	KY	10,000	25,000	20	17	143,735	76,000
STREET SENSE	2004	STREET CRY	2009	KY	40,000	75,000	6	5	142,678	170,000
FLAMEAWAY	2015	SCAT DADDY	2021	KY	10,000	7,500	5	5	142,200	175,000
CYBERKNIFE	2019	GUN RUNNER	2024	KY	15,000	30,000	39	32	139,162	80,000
NASHVILLE	2017	SPEIGHTSTOWN	2024	KY	12,500	15,000	48	41	136,198	85,000
VIOLENCE	2010	MEDAGLIA D'ORO	2015	KY	30,000	40,000	6	4	133,469	130,438
CHARLATAN	2017	SPEIGHTSTOWN	2023	KY	25,000	50,000	28	23	132,015	100,000
COLLECTED	2013	CITY ZIP	2020	CA	7,500	10,000	3	3	125,666	35,000
KHOZAN	2012	DISTORTED HUMOR	2017	FL	6,000	6,500	2	2	125,000	125,000
AUTHENTIC	2017	INTO MISCHIEF	2022	KY	15,000	60,000	24	18	118,888	82,500
MO DONEGAL	2019	UNCLE MO	2024	KY	5,000	20,000	34	26	117,538	76,000
JACK CHRISTOPHER	2019	MUNNINGS	2024	KY	15,000	45,000	59	41	113,650	75,000

SECTION 2: LEADING YOUNG SIRES IN NA, CUMULATIVE EARNINGS

THROUGH 5/11/26

NORTH AMERICAN LEADING SIRES WITH FIRST FOALS 2020

RANK	STALLION	YOB	SIRE NAME	CURRENT ST	OTHER ST	RNRs	WNRS	EARNINGS \$USD	SWs	SHs	GWs	G1W	Win Dist
1	JUSTIFY	2015	SCAT DADDY	KY	KY	414	239	44,798,506	47	77	21	10	1571
2	MENDELSSOHN	2015	SCAT DADDY	CHI	KY	486	318	34,145,577	24	55	4	0	1415
3	GOOD MAGIC	2015	CURLIN	KY	KY	308	206	32,056,709	22	37	12	5	1455
4	CITY OF LIGHT	2014	QUALITY ROAD	KY	KY	285	186	30,722,464	17	39	6	2	1419
5	BOLT D'ORO	2015	MEDAGLIA D'ORO	KY	KY	367	236	30,637,974	21	51	9	1	1382
6	OSCAR PERFORMANCE	2014	KITTEN'S JOY	KY	KY	191	116	24,109,430	20	32	10	2	1509
7	COLLECTED	2013	CITY ZIP	CA	KY	268	176	20,484,399	22	24	7	0	1399
8	MO TOWN	2014	UNCLE MO	KY	KY	313	190	20,202,441	17	29	6	0	1325
9	ARMY MULE	2014	FRIESAN FIRE	KY	KY	202	142	17,954,058	20	33	4	1	1287
10	GIRVIN	2014	TALE OF EKATI	KY	FL	200	128	16,808,557	14	31	3	2	1320
11	BUCCHERO	2012	KANTHAROS	NY	FL	186	139	15,928,269	9	20	2	1	1200
12	CLOUD COMPUTING	2014	MACLEAN'S MUSIC	PA	KY	246	163	13,705,031	6	13	1	0	1346
13	MOR SPIRIT	2013	ESKENDEREYA	DEAD	KY	227	144	12,381,618	5	15	0	0	1303
14	ALWAYS DREAMING	2014	BODEMEISTER	DEAD	KY	215	125	12,356,613	6	11	2	1	1417
15	GOOD SAMARITAN	2014	HARLAN'S HOLIDAY	CHI	KY	199	117	11,986,101	8	13	2	0	1378
16	ACCELERATE	2013	LOOKIN AT LUCKY	RETIRED	KY	203	137	11,606,274	6	15	1	0	1402
17	SHARP AZTECA	2013	FREUD	JPN	KY	198	133	11,141,792	5	13	2	1	1278
18	WEST COAST	2014	FLATTER	BRZ	KY	188	120	9,882,163	5	13	0	0	1403
19	HOPPERTUNITY	2011	ANY GIVEN SATURDAY	PA	PA	182	102	9,387,826	3	10	0	0	1373
20	TAPWRIT	2014	TAPIT	IN	KY	174	109	9,120,103	3	6	0	0	1361
21	AWESOME SLEW	2013	AWESOME AGAIN	FL	FL	93	70	8,174,653	4	12	2	1	1348
22	IRISH WAR CRY	2014	CURLIN	AR	MD	107	70	6,885,950	2	5	0	0	1301
23	RANSOM THE MOON	2012	MALIBU MOON	KY	KY	81	49	6,491,310	3	10	0	0	1334
24	BEE JERSEY	2014	JERSEY TOWN	KY	KY	78	51	5,520,881	8	11	0	0	1254
25	NATIONAL FLAG	2015	SPEIGHTSTOWN	OH	OH	46	40	5,148,190	2	5	0	0	1281
26	FREE DROP BILLY	2015	UNION RAGS	IA	KY	108	53	3,785,151	1	5	0	0	1299
27	REDESDALE	2013	SPEIGHTSTOWN	NY	NY	59	37	3,390,850	2	6	0	0	1288
28	CODE WEST	2010	LEMON DROP KID	OK	OK	67	44	3,212,874	3	8	0	0	1302
29	MCCRACKEN	2014	GHOSTZAPPER	RETIRED	KY	41	32	3,196,295	2	3	0	0	1338
30	FUNTASTIC	2014	MORE THAN READY	KY	KY	47	25	2,774,193	2	2	2	0	1466
31	DESTIN	2013	GIANT'S CAUSEWAY	KSA	NY	80	35	2,485,263	1	1	0	0	1334
32	FOREVER D'ORO	2013	MEDAGLIA D'ORO	IN	IN	31	23	2,258,855	1	3	0	0	1333
33	BATTALION RUNNER	2014	UNBRIDLED'S SONG	URU	FL	34	25	1,892,971	2	3	0	0	1289
34	LONG RIVER	2010	A.P. INDY	MD	MD	55	31	1,857,775	2	2	0	0	1372
35	THE LIEUTENANT	2013	STREET SENSE	DEAD	NY	18	12	1,731,391	2	3	0	0	1313
36	SMOKEM	2015	UNION RAGS	CA	CA	44	23	1,639,518	1	1	0	0	1202
37	EASTWOOD	2010	SPEIGHTSTOWN	PA	PA	25	17	1,631,182	1	5	0	0	1246
38	DANISH DYNAFORMER	2012	DYNAFORMER	ON	ON	36	19	1,616,362	1	2	0	0	1371
39	COUNTERFORCE	2013	SMART STRIKE	BC	BC	32	22	1,496,323	4	11	0	0	1357
40	WEEKEND HIDEAWAY	2010	SPEIGHTSTOWN	NY	NY	18	8	1,476,885	1	3	0	0	1401
41	ALDRIN	2012	MALIBU MOON	WV	WV	55	29	1,462,460	0	3	0	0	1249
42	RIVERS RUN DEEP	2011	READY'S IMAGE	OH	OH	36	24	1,432,968	0	1	0	0	1197
43	YOCKEY'S WARRIOR	2012	WARRIOR'S REWARD	LA	NA	35	19	1,399,468	1	1	0	0	1172
44	LONG ON VALUE	2011	VALUE PLUS	FL	FL	29	16	1,367,643	0	2	0	0	1222
45	PROSPECT PARK	2012	TAPIT	CA	CA	34	21	1,359,588	1	1	0	0	1311
46	FAR FROM OVER	2012	BLAME	DEAD	CA	30	23	1,350,886	2	3	0	0	1250
47	TUNWOO	2015	MEDAGLIA D'ORO	FL	FL	25	16	1,339,270	1	3	0	0	1258
48	FRANK CONVERSATION	2013	QUALITY ROAD	SAUDI	NY	44	19	1,332,833	0	0	0	0	1305
49	CONQUEST FARENHEIT	2014	SCAT DADDY	CA	CA	43	25	1,327,939	0	1	0	0	1155
50	TALE OF VERVE	2012	TALE OF EKATI	URU	KY	38	17	1,314,520	0	1	0	0	1337

*Data provided by Arion Pedigrees, current through 5/11/2026. Win Dist= average winning distance in meters (200m = 1 furlong)

NORTH AMERICAN LEADING SIRES WITH FIRST FOALS 2021

RANK	STALLION	YOB	SIRE NAME	CURRENT ST	OTHER ST	RNRS	WNRS	EARNINGS \$USD	SWs	SHs	GWs	G1W	Win Dist
1	OMAHA BEACH	2016	WAR FRONT	KY	KY	314	195	27,802,239	26	51	8	3	1385
2	MITOLE	2015	ESKENDEREYA	KY	KY	304	201	21,196,961	18	31	6	1	1286
3	AUDIBLE	2015	INTO MISCHIEF	KY	KY	241	157	19,033,575	9	24	3	1	1400
4	VINO ROSSO	2015	CURLIN	KY	KY	302	195	18,289,557	8	29	2	1	1446
5	MAXIMUS MISCHIEF	2016	INTO MISCHIEF	KY	KY	263	157	17,274,093	14	29	4	2	1260
6	FLAMEAWAY	2015	SCAT DADDY	KY	KY	197	123	17,110,149	12	23	4	1	1314
7	SOLOMINI	2015	CURLIN	NY	NY	137	79	10,769,047	7	13	1	0	1397
8	ENTICED	2015	MEDAGLIA D'ORO	PA	KY	143	87	8,735,965	4	11	1	0	1357
9	COAL FRONT	2014	STAY THIRSTY	LA	KY	75	49	7,970,572	6	7	3	0	1296
10	CATALINA CRUISER	2014	UNION RAGS	CHI	KY	160	94	7,415,645	2	8	1	0	1367
11	PRESERVATIONIST	2013	ARCH	DEAD	KY	86	56	7,298,493	6	10	2	1	1369
12	YOSHIDA	2014	HEART'S CRY	JPN	KY	127	69	7,044,022	4	11	2	0	1488
13	WORLD OF TROUBLE	2015	KANTHAROS	BRZ	KY	101	74	6,275,289	1	8	0	0	1238
14	CATHOLIC BOY	2015	MORE THAN READY	CA	KY	143	80	5,716,561	1	10	0	0	1466
15	DEMACHELIER	2016	DUBAWI	BRZ	KY	80	58	4,616,615	1	6	1	0	1487
16	LEOFRIC	2013	CANDY RIDE	KY	NY	83	42	3,655,050	2	5	0	0	1334
17	ST PATRICK'S DAY	2015	PIONEEROF THE NILE	KY	FL	66	39	3,383,513	2	5	2	0	1265
18	OM	2012	MUNNINGS	CA	CA	93	48	3,234,653	3	3	1	0	1203
19	DIVISIDERO	2012	KITTEN'S JOY	KY	KY	35	23	3,034,488	2	4	0	0	1538
20	COPPER BULLET	2015	MORE THAN READY	TX	KY	42	28	2,880,086	2	3	0	0	1432
21	PAVEL	2014	CREATIVE CAUSE	CA	CA	40	22	2,509,963	2	6	0	0	1228
22	HEART TO HEART	2011	ENGLISH CHANNEL	KY	KY	53	34	2,010,028	2	2	0	0	1367
23	SPORTING CHANCE	2015	TIZNOW	INDIA	NM	51	34	1,827,195	3	5	0	0	1127
24	FORCE THE PASS	2012	SPEIGHTSTOWN	KSA	MD	61	24	1,571,102	1	1	0	0	1364
25	ROGUEISH	2016	INTO MISCHIEF	FL	FL	24	17	1,542,234	2	2	0	0	1229
26	LOST TREASURE	2015	WAR FRONT	KY	KY	12	7	1,536,225	1	1	1	0	1375
27	CANDYGRAM	2015	CANDY RIDE	WV	WV	38	21	1,475,219	2	3	0	0	1196
28	QURBAAN	2013	SPEIGHTSTOWN	IN	KY	24	8	1,275,396	2	3	1	0	1400
29	DYNAMIC RACER	2016	RUN AWAY AND HIDE	OH	OH	19	16	1,252,840	0	2	0	0	1325
30	FIRST MONDAYS	2015	CURLIN	MD	MD	17	14	1,233,091	0	2	0	0	1332
31	BREAKING LUCKY	2012	LOOKIN AT LUCKY	DEAD	LA	44	21	1,192,573	1	1	0	0	1227
32	CHARMING KITTEN	2010	KITTEN'S JOY	IN	IN	23	10	858,878	0	1	0	0	1407
33	PASS THE BUCK	2013	PULPIT	OK	OK	26	10	624,313	0	3	0	0	1245
34	DISCO PARTNER	2012	DISCO RICO	RETIRED	NY	24	9	508,254	0	1	0	0	1122
35	RISE UP	2011	ROCKPORT HARBOR	OR	OR	14	4	207,585	1	3	0	0	1075
36	SPEEDMEISTER	2014	BODEMEISTER	AB	AB	3	2	80,284	0	0	0	0	1425

*Data provided by Arion Pedigrees, current through 5/11/2026. Win Dist= average winning distance in meters (200m = 1 furlong)

NORTH AMERICAN LEADING SIRES WITH FIRST FOALS 2022

RANK	STALLION	YOB	SIRE NAME	CURRENT ST	OTHER ST	RNRs	WNRS	EARNINGS \$USD	SWs	SHs	GWs	G1W	Win Dist
1	VEKOMA	2016	CANDY RIDE	KY	KY	214	147	19,414,142	21	45	8	0	1326
2	TIZ THE LAW	2017	CONSTITUTION	KY	KY	180	104	15,482,116	15	31	9	1	1408
3	MCKINZIE	2015	STREET SENSE	KY	KY	201	101	12,608,336	9	20	4	3	1384
4	AUTHENTIC	2017	INTO MISCHIEF	KY	KY	227	117	10,595,854	8	19	4	1	1458
5	VOLATILE	2016	VIOLENCE	KY	KY	166	93	10,035,097	8	18	4	1	1308
6	COMPLEXITY	2016	MACLEAN'S MUSIC	KY	KY	134	75	8,278,219	12	17	4	0	1258
7	INSTAGRAND	2016	INTO MISCHIEF	KY	KY	156	96	7,463,188	5	16	0	0	1299
8	HONOR A. P.	2017	HONOR CODE	KY	KY	98	55	7,155,770	8	14	2	0	1396
9	IMPROBABLE	2016	CITY ZIP	DEAD	KY	142	70	5,987,185	7	11	1	0	1364
10	WAR OF WILL	2016	WAR FRONT	NY	KY	147	68	5,928,498	2	11	2	0	1432
11	THOUSAND WORDS	2017	PIONEEROF THE NILE	KY	KY	133	68	5,506,970	7	8	1	0	1312
12	HONEST MISCHIEF	2016	INTO MISCHIEF	NY	NY	83	43	4,990,345	8	14	0	0	1226
13	GLOBAL CAMPAIGN	2016	CURLIN	KOR	KY	117	65	4,734,141	5	10	1	0	1396
14	MAXIMUM SECURITY	2016	NEW YEAR'S DAY	IN	KY	101	56	4,692,508	3	8	1	0	1413
15	SERGEI PROKOFIEV	2016	SCAT DADDY	ON	ENG	176	74	4,675,981	3	8	2	1	1362
16	GAME WINNER	2016	CANDY RIDE	BRZ	KY	115	59	4,658,990	4	6	2	1	1403
17	SPUN TO RUN	2016	HARD SPUN	KOR	KY	98	56	4,260,781	1	6	0	0	1284
18	AURELIUS MAXIMUS	2016	PIONEEROF THE NILE	LA	LA	58	35	3,852,281	7	10	0	0	1217
19	WIN WIN WIN	2016	HAT TRICK	FL	FL	63	47	3,801,506	3	10	1	0	1207
20	TOM'S D'ETAT	2013	SMART STRIKE	LA	KY	87	47	3,715,270	1	7	1	0	1301
21	ECHO TOWN	2017	SPEIGHTSTOWN	AR	KY	77	49	3,547,412	2	7	1	0	1244
22	GIFT BOX	2013	TWIRLING CANDY	KSA	KY	83	43	3,199,573	2	2	0	0	1406
23	CARACARO	2017	UNCLE MO	KY	KY	59	31	2,602,435	3	7	0	0	1280
24	PROMISES FULFILLED	2015	SHACKLEFORD	KY	KY	34	23	2,538,904	3	6	0	0	1246
25	SHANCELOT	2016	SHANGHAI BOBBY	NY	KY	40	27	2,370,902	0	4	0	0	1186
26	INSTILLED REGARD	2015	ARCH	KY	KY	44	22	2,347,821	1	4	1	0	1429
27	KING FOR A DAY	2016	UNCLE MO	NY	NY	43	17	1,958,135	2	4	0	0	1308
28	HIGHER POWER	2015	MEDAGLIA D'ORO	OH	KY	89	39	1,944,153	0	1	0	0	1492
29	MR. MONEY	2016	GOLDENCENTS	LA	FL	41	24	1,837,593	2	5	0	0	1317
30	BODEXPRESS	2016	BODEMEISTER	FL	CA	44	25	1,720,468	3	4	0	0	1234
31	BOBBY'S WICKED ONE	2015	SPEIGHTSTOWN	LA	LA	27	18	1,669,070	2	3	1	0	1210
32	COUNTRY HOUSE	2016	LOOKIN AT LUCKY	KY	KY	27	16	1,460,600	2	8	0	0	1276
33	CURLIN'S HONOR	2015	CURLIN	WV	FL	44	21	1,312,083	1	2	0	0	1293
34	YORKTON	2014	SPEIGHTSTOWN	KY	KY	33	16	1,240,259	1	3	0	0	1348
35	ROWAYTON	2016	INTO MISCHIEF	KY	PA	29	16	1,107,004	0	1	0	0	1295
36	GUNNEVERA	2014	DIALED IN	URU	FL	58	27	1,040,479	0	0	0	0	1364
37	FOG OF WAR	2016	WAR FRONT	TUR	NY	44	13	940,940	1	2	0	0	1375
38	AMERICAN ANTHEM	2014	BODEMEISTER	NM	NM	32	14	934,862	0	2	0	0	1178
39	NAME CHANGER	2013	UNCLE MO	NY	NY	15	8	775,339	1	2	0	0	1262
40	IMPERIAL HINT	2013	IMPERIALISM	DEAD	LA	35	16	763,589	1	2	0	0	1076
41	RUNAWAY GHOST	2015	GHOSTZAPPER	NM	NM	32	12	638,526	0	0	0	0	1177
42	ISOTHERM	2013	LONHRO	IN	IN	17	11	623,793	0	0	0	0	1397
43	BRAVAZO	2015	AWESOME AGAIN	KY	KY	11	6	523,117	0	0	0	0	1290
44	BARKLEY	2013	MUNNINGS	WA	WA	19	15	489,911	1	4	0	0	1132
45	SEEKING THE SOUL	2013	PERFECT SOUL	DEAD	FL	21	10	465,782	0	0	0	0	1406
46	PAT ON THE BACK	2014	CONGRATS	PA	PA	12	7	457,163	1	2	0	0	1325
47	SPEIGHTSONG	2011	SPEIGHTSTOWN	IN	IN	17	10	448,869	0	0	0	0	1278
48	LONE SAILOR	2015	MAJESTIC WARRIOR	LA	LA	30	10	438,093	0	1	0	0	1261
49	CUTTING HUMOR	2016	FIRST SAMURAI	LA	LA	21	5	397,200	0	0	0	0	1350
50	MR. MONOMOY	2017	PALACE MALICE	WV	NY	14	6	357,508	0	1	0	0	1090

*Data provided by Arion Pedigrees, current through 5/11/2025. Win Dist= average winning distance in meters (200m = 1 furlong)

NORTH AMERICAN LEADING SIRES WITH FIRST FOALS 2023

RANK	STALLION	YOB	SIRE NAME	CURRENT ST	OTHER ST	RNRs	WNRS	EARNINGS \$USD	SWs	SHs	GWs	G1W	Win Dist
1	YAUPON	2017	UNCLE MO	KY	KY	105	46	5,250,906	10	19	1	0	1243
2	ESSENTIAL QUALITY	2018	TAPIT	KY	KY	82	34	3,762,847	6	9	1	0	1457
3	CHARLATAN	2017	SPEIGHTSTOWN	KY	KY	86	37	3,312,790	7	9	2	0	1280
4	MAXFIELD	2017	STREET SENSE	KY	KY	80	35	3,149,143	3	14	0	0	1417
5	KNICKS GO	2016	PAYNTER	KOR	KY	85	43	2,752,769	1	7	1	0	1391
6	ROCK YOUR WORLD	2018	CANDY RIDE	KY	KY	75	35	2,560,164	2	7	1	0	1355
7	BEAU LIAM	2018	LIAM'S MAP	KY	KY	64	28	2,457,776	3	6	1	0	1301
8	INDEPENDENCE HALL	2017	CONSTITUTION	KY	KY	74	32	2,282,900	2	5	0	0	1292
9	TACITUS	2016	TAPIT	KY	KY	55	22	2,156,412	1	1	1	0	1407
10	LEINSTER	2015	MAJESTIC WARRIOR	NY	FL	30	14	1,466,588	2	6	0	0	1178
11	MODERNIST	2017	UNCLE MO	KY	KY	46	18	1,444,113	2	6	1	0	1282
12	LEXITONIAN	2016	SPEIGHTSTOWN	KY	KY	34	17	1,366,847	4	6	1	0	1336
13	SILVER STATE	2017	HARD SPUN	KY	KY	70	17	1,171,171	0	2	0	0	1355
14	BY MY STANDARDS	2016	GOLDENCENTS	KY	KY	44	20	1,121,447	0	2	0	0	1380
15	KNOWN AGENDA	2018	CURLIN	KY	KY	59	25	1,038,635	0	1	0	0	1276
16	UNCLE CHUCK	2017	UNCLE MO	DEAD	FL	35	13	994,742	1	5	0	0	1432
17	CODE OF HONOR	2016	NOBLE MISSION	DEAD	KY	41	16	933,440	1	2	0	0	1204
18	RAGING BULL	2015	DARK ANGEL	KY	KY	53	14	874,311	0	3	0	0	1315
19	BASIN	2017	LIAM'S MAP	KY	KY	32	14	864,045	2	4	0	0	1269
20	COMBATANT	2015	SCAT DADDY	DEAD	NY	24	10	811,496	1	2	0	0	1363
21	CHANCE IT	2017	CURRENCY SWAP	VA	FL	19	8	726,486	0	2	0	0	1150
22	ENGAGE	2015	INTO MISCHIEF	MD	MD	26	10	613,808	0	2	0	0	1353
23	GALILEAN	2016	UNCLE MO	NY	NY	22	7	566,397	0	0	0	0	1285
24	MO FORZA	2016	UNCLE MO	CA	CA	30	8	392,523	0	0	0	0	1275
25	HALLADAY	2016	WAR FRONT	CA	CA	27	3	342,643	0	1	0	0	1200
26	JAPAN	2016	MEDAGLIA D'ORO	BRZ	NY	30	8	232,737	0	3	0	0	1901
27	GALAWI	2017	DUBAWI	MD	MD	11	4	211,576	0	1	0	0	1175
28	RUSHIE	2017	LIAM'S MAP	LA	FL	9	2	119,617	0	0	0	0	1300
29	CORE BELIEFS	2015	QUALITY ROAD	KY	KY	12	2	105,633	0	0	0	0	1100
30	WAITING	2017	AMERICAN PHAROAH	NY	NY	5	1	95,780	0	1	0	0	1200
31	NO PAROLE	2017	VIOLENCE	LA	LA	7	3	94,986	0	0	0	0	1100
32	SHOPLIFTED	2017	INTO MISCHIEF	TX	TX	2	1	74,266	0	0	0	0	1200
33	SON OF THUNDER	2018	UNCLE MO	NY	NY	2	1	46,538	0	0	0	0	1350
34	HOG CREEK HUSTLE	2016	OVERANALYZE	KY	KY	2	0	4,405	0	0	0	0	
35	TRUE TIMBER	2014	MINESHAFT	KY	KY	1	0	4,156	0	0	0	0	

*Data provided by Arion Pedigrees, current through 5/11/2026. Win Dist= average winning distance in meters (200m = 1 furlong)

NORTH AMERICAN LEADING SIRE WITH FIRST FOALS 2024

RANK	STALLION	YOB	SIRE NAME	CURRENT ST	OTHER ST	RNRS	WNRS	EARNINGS \$USD	SWs	SHs	GWs	G1W	Win Dist
1	LIFE IS GOOD	2018	INTO MISCHIEF	KY	KY	4	2	239,905	1	1	0	0	933
2	GOLDEN PAL	2018	UNCLE MO	KY	KY	7	2	155,865	0	2	0	0	900
3	CORNICHE	2019	QUALITY ROAD	KY	KY	2	2	123,599	0	0	0	0	900
4	ROADSTER	2016	QUALITY ROAD	FL	FL	3	1	66,200	0	0	0	0	900
5	EARLY VOTING	2019	GUN RUNNER	KY	KY	1	1	52,096	0	0	0	0	900
6	DRAIN THE CLOCK	2018	MACLEAN'S MUSIC	KY	KY	1	1	39,000	0	0	0	0	900
7	NASHVILLE	2017	SPEIGHTSTOWN	KY	KY	1	1	32,688	0	0	0	0	1000
8	MAGIC ON TAP	2016	TAPIT	FL	FL	1	0	17,800	0	0	0	0	
9	HIGHLY MOTIVATED	2018	INTO MISCHIEF	KY	KY	6	0	12,388	0	0	0	0	
10	JACKIE'S WARRIOR	2018	MACLEAN'S MUSIC	KY	KY	1	0	12,000	0	0	0	0	
11	JACK CHRISTOPHER	2019	MUNNINGS	KY	KY	2	0	7,475	0	0	0	0	
12	EPICENTER	2019	NOT THIS TIME	KY	KY	3	0	6,684	0	0	0	0	
13	MIND CONTROL	2016	STAY THIRSTY	NY	NY	2	0	5,668	0	0	0	0	
14	OLYMPIAD	2018	SPEIGHTSTOWN	KY	KY	1	0	4,025	0	0	0	0	
15	MO DONEGAL	2019	UNCLE MO	KY	KY	2	0	2,760	0	0	0	0	
16	KEEPMEINMIND	2018	LAOBAN	NY	NY	1	0	1,164	0	0	0	0	

*Data provided by Arion Pedigrees, current through 5/11/2026. Win Dist= average winning distance in meters (200m = 1 furlong)

SECTION 3: LEADING YOUNG SIRES IN EUROPE, CUMULATIVE EARNINGS

THROUGH 5/11/26

EUROPEAN LEADING SIRES WITH FIRST FOALS 2020

RANK	STALLION	YOB	SIRE NAME	CURRENT ST	OTHER ST	RNRS	WNRS	EARNINGS \$USD	SWs	SHs	GWs	G1W	Win Dist
1	HAVANA GREY	2015	HAVANA GOLD	ENG	ENG	357	235	15,867,832	30	59	16	1	1247
2	SAXON WARRIOR	2015	DEEP IMPACT	IRE	IRE	366	209	14,162,279	18	36	8	1	1781
3	SIoux NATION	2015	SCAT DADDY	IRE	IRE	338	186	11,237,235	20	36	15	0	1396
4	CRACKSMAN	2014	FRANKEL	ENG	ENG	224	123	9,498,208	12	23	2	1	1972
5	ZOUSTAR	2010	NORTHERN METEOR	AUS	ENG	296	143	9,357,800	11	19	7	3	1404
6	HARRY ANGEL	2014	DARK ANGEL	ENG	ENG	230	142	8,174,694	14	21	6	0	1305
7	EXPERT EYE	2015	ACCLAMATION	SAF	ENG	217	112	5,098,499	5	13	4	0	1695
8	CLOTH OF STARS	2013	SEA THE STARS	FR	FR	213	87	4,321,971	4	7	2	0	2101
9	ROARING LION	2015	KITTEN'S JOY	DEAD	ENG	88	50	4,145,720	6	12	5	1	2107
10	RECOLETOS	2014	WHIPPER	FR	FR	121	60	3,912,202	3	6	1	0	1891
11	U S NAVY FLAG	2015	WAR FRONT	NZ	IRE	184	83	3,645,506	3	7	0	0	1511
12	TASLEET	2013	SHOWCASING	INDIA	ENG	131	48	3,588,281	3	4	3	1	1241
13	MASSAAT	2013	TEOFILO	ENG	ENG	116	41	2,623,930	2	4	2	1	1451
14	SEAHENGE	2015	SCAT DADDY	FR	FR	124	53	2,513,612	3	3	1	0	1956
15	KESSAAR	2016	KODIAC	ITY	IRE	131	67	2,504,649	2	5	1	0	1558
16	HAWKBILL	2013	KITTEN'S JOY	JPN	ENG	128	55	2,370,948	0	0	0	0	1479
17	SEABHAC	2015	SCAT DADDY	FR	FR	76	40	2,352,139	2	4	2	0	1896
18	WASHINGTON DC	2013	ZOFFANY	ENG	ENG	71	29	2,233,832	2	2	2	1	1300
19	RAJASINGHE	2015	CHOISIR	ENG	ENG	50	27	2,168,822	0	3	0	0	1341
20	JAMES GARFIELD	2015	EXCEED AND EXCEL	IND	IRE	71	42	1,650,525	3	7	0	0	1394
21	DSCHINGIS SECRET	2013	SOLDIER HOLLOW	FR	FR	61	37	1,216,191	0	2	0	0	2244
22	UNFORTUNATELY	2015	SOCIETY ROCK	PAK	ENG	51	21	1,197,867	1	1	0	0	1224
23	LIGHTNING SPEAR	2011	PIVOTAL	ENG	ENG	56	25	1,075,858	1	1	1	0	1649
24	GUSTAV KLIMT	2015	GALILEO	FR	IRE	70	27	950,394	0	2	0	0	1621
25	GUIGNOL	2012	CAPE CROSS	FR	FR	22	13	941,248	0	1	0	0	2058
26	TAAREEF	2013	KITTEN'S JOY	BRZ	FR	37	15	683,930	0	0	0	0	1964
27	MR. OWEN	2012	INVINCIBLE SPIRIT	FR	FR	43	14	588,417	0	0	0	0	1970
28	IQUITOS	2012	ADLERFLUG	GER	GER	16	4	514,325	2	2	1	0	2272
29	JIMMY TWO TIMES	2013	KENDARGENT	FR	GER	40	14	480,800	1	1	0	0	1782
30	MILLOWITSCH	2013	SEHREZAD	GER	GER	18	12	474,606	0	4	0	0	1756
31	SMOOTH DADDY	2011	SCAT DADDY	IRE	IRE	35	17	446,817	0	1	0	0	1515
32	POET'S WORD	2013	POET'S VOICE	JUMPS	ENG	20	11	373,953	0	1	0	0	1880
33	FRONTIERSMAN	2013	DUBAWI	ENG	ENG	10	4	271,609	0	1	0	0	1923
34	CHEMICAL CHARGE	2012	SEA THE STARS	FR	FR	14	5	151,789	0	0	0	0	1775
35	JUNGLE CAT	2012	IFFRAAJ	AUS	IRE	14	6	138,793	0	0	0	0	1545
36	MEKHTAAL	2013	SEA THE STARS	FR	FR	21	8	136,921	0	0	0	0	2227
37	MASTER CARPENTER	2011	MASTERCRAFTSMAN	ENG	FR	8	4	118,603	0	0	0	0	2420
38	FANTASTIC MOON	2010	SEA THE MOON	GER	GER	8	2	75,772	0	0	0	0	1700
39	SUMBAL	2012	DANEHILL DANCER	IRE	FR	5	1	44,565	0	0	0	0	2500
40	HARBOUR LAW	2013	LAWMAN	ENG	ENG	2	1	26,868	0	0	0	0	1613

*Data provided by Arion Pedigrees, current through 5/11/2025. Win Dist= average winning distance in meters (200m = 1 furlong)

EUROPEAN LEADING SIRES WITH FIRST FOALS 2021

RANK	STALLION	YOB	SIRE NAME	CURRENT ST	OTHER ST	RNRS	WNRS	EARNINGS \$USD	SWs	SHs	GWs	G1W	Win Dist
1	BLUE POINT	2014	SHAMARDAL	IRE	IRE	348	213	16,014,669	26	43	8	3	1354
2	TOO DARN HOT	2016	DUBAWI	ENG	ENG	291	158	14,587,035	18	32	10	4	1611
3	TEN SOVEREIGNS	2016	NO NAY NEVER	TUR	IRE	242	130	8,134,374	12	26	5	3	1450
4	STUDY OF MAN	2015	DEEP IMPACT	ENG	ENG	140	67	6,950,050	10	15	4	1	1965
5	CITY LIGHT	2014	SIYOUNI	FR	FR	166	97	5,625,127	6	13	3	0	1701
6	CALYX	2016	KINGMAN	DEAD	IRE	155	100	5,381,558	7	13	5	1	1509
7	PHOENIX OF SPAIN	2016	LOPE DE VEGA	IRE	IRE	141	68	5,194,531	6	9	5	1	1751
8	SOLDIER'S CALL	2016	SHOWCASING	ENG	IRE	221	111	4,905,740	3	14	1	0	1294
9	INNS OF COURT	2014	INVINCIBLE SPIRIT	ITY	IRE	249	125	4,522,684	5	14	2	0	1456
10	INVINCIBLE ARMY	2015	INVINCIBLE SPIRIT	ENG	IRE	177	87	3,612,809	4	8	1	0	1288
11	ADVERTISE	2016	SHOWCASING	IRE	ENG	157	77	3,576,666	4	7	4	0	1606
12	MASAR	2015	NEW APPROACH	IRE	ENG	165	68	2,584,005	1	7	0	0	1996
13	WALDGEIST	2014	GALILEO	GER	IRE	141	56	2,130,284	6	10	2	0	2191
14	MAGNA GRECIA	2016	INVINCIBLE SPIRIT	ENG	IRE	175	74	1,958,535	1	2	0	0	1634
15	LAND FORCE	2016	NO NAY NEVER	ENG	ENG	156	65	1,893,476	0	1	0	0	1404
16	BEST SOLUTION	2014	KODIAC	GER	GER	70	36	1,342,191	2	6	0	0	1925
17	LE BRIVIDO	2014	SIYOUNI	FR	ENG	77	32	1,107,970	0	2	0	0	1788
18	FAS	2014	FASTNET ROCK	FR	FR	45	22	1,096,020	0	0	0	0	1788
19	TAJ MAHAL	2014	GALILEO	FR	FR	67	20	797,649	0	0	0	0	2028
20	EQTIDAAR	2015	INVINCIBLE SPIRIT	DEAD	ENG	49	19	591,150	1	2	0	0	1479
21	ROMAN CANDLE	2016	LE HAVRE	FR	FR	27	7	386,665	0	0	0	0	1716
22	DONJUAN TRIUMPHANT	2013	DREAM AHEAD	FR	FR	35	6	269,049	0	0	0	0	1795
23	EARNSHAW	2011	MEDAGLIA D'ORO	FR	FR	14	3	253,056	0	0	0	0	2027
24	ROBIN OF NAVAN	2013	AMERICAN POST	FR	FR	27	8	196,755	0	0	0	0	2330
25	CRYSTAL OCEAN	2014	SEA THE STARS	JUMPS	IRE	8	5	159,544	0	0	0	0	2471
26	DESTINO	2015	SOLDIER HOLLOW	GER	GER	15	3	117,435	0	1	0	0	2223
27	PORTAMENTO	2012	SHAMARDAL	ENG	ENG	10	3	47,256	0	0	0	0	1454
28	BARRAQUERO	2015	ZEBEDEE	IRE	IRE	5	0	15,384	0	0	0	0	
29	FLAG OF HONOUR	2015	GALILEO	IRE	GB	6	0	4,208	0	0	0	0	

*Data provided by Arion Pedigrees, current through 5/11/2025. Win Dist= average winning distance in meters (200m = 1 furlong)

EUROPEAN LEADING SIRES WITH FIRST FOALS 2022

RANK	STALLION	YOB	SIRE NAME	CURRENT ST	OTHER ST	RNRS	WNRS	EARNINGS \$USD	SWs	SHs	GWs	G1W	Win Dist
1	GHAIYYATH	2015	DUBAWI	IRE	IRE	142	73	4,701,005	6	15	4	1	1786
2	PINATUBO	2017	SHAMARDAL	ENG	ENG	159	86	4,225,148	8	19	3	0	1589
3	PERSIAN KING	2016	KINGMAN	FR	FR	142	62	3,486,202	6	8	4	0	1740
4	HELLO YOUZAIN	2016	KODIAC	FR	FR	143	78	3,368,675	8	14	3	0	1469
5	KAMEKO	2017	KITTEN'S JOY	ENG	ENG	112	46	3,276,598	4	10	3	1	1550
6	MOHAATHER	2016	SHOWCASING	ENG	ENG	125	62	2,878,457	3	5	1	1	1534
7	SANDS OF MALI	2015	PANIS	IRE	IRE	91	47	2,782,023	5	7	2	1	1289
8	ROMANISED	2015	HOLY ROMAN EMPEROR	FR	FR	113	46	2,307,999	3	6	1	0	1612
9	EARTHLIGHT	2017	SHAMARDAL	IRE	IRE	138	63	2,214,141	2	5	1	0	1455
10	WOODED	2017	WOOTTON BASSETT	FR	FR	111	45	2,124,679	1	2	1	1	1588
11	SOTTSASS	2016	SIYOUNI	JPN	IRE	118	54	2,057,059	5	8	2	0	1918
12	WITHOUT PAROLE	2015	FRANKEL	ENG	ENG	72	31	1,879,204	1	6	1	1	1674
13	FAR ABOVE	2016	FARHH	ITY	IRE	90	42	1,281,808	2	3	1	0	1412
14	CHACHNAK	2017	KINGMAN	FR	FR	39	26	1,244,386	2	4	0	0	1791
15	GOLDEN HORDE	2017	LETHAL FORCE	FR	FR	61	25	1,056,599	1	4	0	0	1556
16	SHAMAN	2016	SHAMARDAL	IRE	IRE	79	31	863,458	1	2	0	0	1593
17	KING OF CHANGE	2016	FARHH	ENG	IRE	37	13	712,662	3	4	0	0	1628
18	THREAT	2017	FOOTSTEPSINTHESAND	FR	FR	48	18	642,432	0	1	0	0	1736
19	STUNNING SPIRIT	2014	INVINCIBLE SPIRIT	FR	FR	29	13	637,677	1	1	0	0	1640
20	VAN BEETHOVEN	2016	SCAT DADDY	FR	FR	38	12	602,881	0	1	0	0	1628
21	ELARQAM	2015	FRANKEL	TUR	FR	40	17	581,764	1	3	1	0	1805
22	YAFTA	2015	DARK ANGEL	FR	FR	32	13	532,623	0	0	0	0	1721
23	ARIZONA	2017	NO NAY NEVER	TUR	IRE	60	21	524,928	1	1	0	0	1532
24	CIRCUS MAXIMUS	2016	GALILEO	NZ	IRE	33	14	444,888	0	1	0	0	1896
25	WALDPFAD	2014	SHAMARDAL	GER	GER	44	14	336,504	0	0	0	0	1597
26	TELECASTER	2016	NEW APPROACH	JUMPS	FR	28	11	318,110	0	1	0	0	2353
27	RUMBLE INTHEJUNGLE	2016	BUNGLINTHEJUNGLE	ENG	ENG	22	10	309,843	0	1	0	0	1213
28	BECKFORD	2015	BATED BREATH	IRE	IRE	6	4	216,599	1	2	1	0	1792
29	RIVER BOYNE	2015	DANDY MAN	IRE	IRE	24	8	167,649	0	0	0	0	1580
30	MADHMOON	2016	DAWN APPROACH	FR	FR	21	4	166,188	0	0	0	0	2050
31	HEY GAMAN	2015	NEW APPROACH	FR	FR	6	3	155,870	0	0	0	0	1450
32	FIGHTING IRISH	2015	CAMELOT	GER	GER	10	6	121,904	0	0	0	0	2228
33	LATROBE	2015	CAMELOT	FR	FR	17	2	70,375	0	0	0	0	2700
34	LEGENDS OF WAR	2016	SCAT DADDY	ENG	ENG	7	3	25,032	0	0	0	0	1344
35	ACCON	2016	CAMELOT	GER	GER	2	1	18,144	0	0	0	0	2000
36	ALMANAARA	2013	SHAMARDAL	IRE	IRE	2	0	793	0	0	0	0	
37	TIP TWO WIN	2015	DARK ANGEL	ENG	ENG	1	0	673	0	0	0	0	
38	HUNTING HORN	2015	CAMELOT	IRE	IRE	1	0	256	0	0	0	0	

*Data provided by Arion Pedigrees, current through 5/11/2025. Win Dist= average winning distance in meters (200m = 1 furlong)

EUROPEAN LEADING SIRES WITH FIRST FOALS 2023

RANK	STALLION	YOB	SIRE NAME	CURRENT ST	OTHER ST	RNRS	WNRS	EARNINGS \$USD	SWs	SHs	GWs	G1W	Win Dist
1	STARMAN	2017	DUTCH ART	IRE	IRE	138	58	2,699,991	6	14	4	1	1259
2	ST MARK'S BASILICA	2018	SIYOUNI	IRE	IRE	95	35	2,003,015	3	6	3	1	1476
3	SPACE BLUES	2016	DUBAWI	IRE	IRE	85	38	1,689,205	3	8	1	1	1544
4	PALACE PIER	2017	KINGMAN	ENG	ENG	78	22	1,163,634	4	10	3	0	1464
5	VICTOR LUDORUM	2017	SHAMARDAL	FR	FR	73	29	1,108,762	0	2	0	0	1605
6	LUCKY VEGA	2018	LOPE DE VEGA	IRE	IRE	62	30	838,723	2	4	0	0	1408
7	SUPREMACY	2018	MEHMAS	IRE	IRE	93	26	827,441	1	1	1	0	1384
8	NANDO PARRADO	2018	KODIAC	IRE	IRE	59	25	686,465	1	1	0	0	1295
9	UBETTABELIEVEIT	2018	KODIAC	ENG	ENG	60	21	568,054	1	2	0	0	1368
10	LOPE Y FERNANDEZ	2017	LOPE DE VEGA	ENG	ENG	73	28	507,994	0	2	0	0	1391
11	A'ALI	2017	SOCIETY ROCK	ENG	ENG	54	20	461,170	0	2	0	0	1247
12	ARMOR	2019	NO NAY NEVER	FR	FR	23	12	361,137	0	1	0	0	1269
13	ALSON	2017	AREION	GER	GER	18	8	135,994	0	0	0	0	1477
14	ALKUMAIT	2018	SHOWCASING	IRE	IRE	18	2	61,851	0	0	0	0	1391
16	ROSEMAN	2016	KINGMAN	ENG	ENG	5	1	19,704	0	0	0	0	1610
17	WINDSTOSS	2014	SHIROCCO	GER	GER	4	1	16,382	0	0	0	0	2100
18	MKFANCY	2017	MAKFI	FR	FR	1	0	1,114	0	0	0	0	

*Data provided by Arion Pedigrees, current through 5/11/2025. Win Dist= average winning distance in meters (200m = 1 furlong)

EUROPEAN LEADING SIRES WITH FIRST FOALS 2024

RANK	STALLION	YOB	SIRE NAME	CURRENT ST	OTHER ST	RNRS	WNRS	EARNINGS \$USD	SWs	SHs	GWs	G1W	Win Dist
1	PERSIAN FORCE	2020	MEHMAS	IRE	IRE	16	4	100,781	0	1	0	0	1091
2	NAVAL CROWN	2018	DUBAWI	IRE	IRE	5	2	65,557	0	0	0	0	1107
3	BLACKBEARD	2020	NO NAY NEVER	IRE	IRE	9	2	54,477	0	0	0	0	953
4	SEALIWAY	2018	GALIWAY	FR	FR	8	1	48,838	0	0	0	0	1100
5	BAYSIDE BOY	2019	NEW BAY	IRE	IRE	8	3	47,463	0	0	0	0	1081
6	MINZAAL	2018	MEHMAS	IRE	IRE	11	0	25,862	0	0	0	0	
7	MARIANAFOOT	2015	FOOSTEPSINTHESAND	FR	FR	2	1	20,358	0	0	0	0	1000
8	TEXAS	2019	WOOTTON BASSETT	FR	FR	4	1	18,385	0	0	0	0	1000
9	THUNDER MOON	2018	ZOFFANY	FR	FR	2	1	17,067	0	0	0	0	1100
10	CATURRA	2019	MEHMAS	ENG	ENG	10	0	15,760	0	0	0	0	
11	NOOR AL HAWA	2013	MAKFI	FR	FR	1	0	3,448	0	0	0	0	
12	RUBAIYAT	2017	AREION	GER	GER	1	0	3,448	0	0	0	0	
13	PERFECT POWER	2019	ARDAD	ENG	ENG	2	0	1,557	0	0	0	0	
14	TORQUATOR TASSO	2017	ADLERFLUG	GER	GER	1	0	794	0	0	0	0	
15	MUTASAABEQ	2018	INVINCIBLE SPIRIT	INDIA	ENG	1	0	400	0	0	0	0	
16	EBRO RIVER	2019	GALILEO GOLD	FR	FR	5	0	371	0	0	0	0	
17	DUBAWI LEGEND	2019	DUBAWI	IRE	IRE	2	0	-	0	0	0	0	
18	STATE OF REST	2018	STARSPANGLED BANNER	IRE	IRE	2	0	-	0	0	0	0	
19	SPACE TRAVELLER	2016	BATED BREATH	IRE	IRE	4	0	-	0	0	0	0	

*Data provided by Arion Pedigrees, current through 5/11/2025. Win Dist= average winning distance in meters (200m = 1 furlong)

SECTION 4: LEADING YOUNG SIRES IN AUSTRALASIA, EARNINGS

THROUGH 5/11/26

AUSTRALASIAN LEADING SIRES WITH FIRST FOALS 2020

RANK	STALLION	YOB	SIRE NAME	CURRENT ST	OTHER ST	RNRS	WNRS	EARNINGS \$AUD	SWs	SHs	GWs	G1W	Win Dist
1	THE AUTUMN SUN	2015	REDOUTE'S CHOICE	NSW	NSW	231	142	31,737,641	11	24	8	5	1555
2	HARRY ANGEL	2014	DARK ANGEL	NSW	ENG	177	125	31,711,838	8	14	7	3	1199
3	TRAPEZE ARTIST	2014	SNITZEL	NSW	NSW	246	147	22,031,407	12	28	9	2	1369
4	JUSTIFY	2015	SCAT DADDY	NSW	KY	177	138	21,525,510	10	22	8	0	1450
5	GRUNT	2014	O'REILLY	VIC	VIC	209	110	11,976,302	5	11	4	2	1430
6	WRITTEN BY	2015	WRITTEN TYCOON	NSW	NSW	196	114	11,556,723	6	10	3	0	1196
7	BRAVE SMASH	2013	TOSEN PHANTOM	NSW	QLD	123	74	10,980,506	5	7	3	1	1173
8	SAXON WARRIOR	2015	DEEP IMPACT	IRE	IRE	125	70	10,195,023	2	7	1	1	1458
9	ENCRYPTION	2015	LONHRO	QLD	QLD	168	94	9,903,940	2	3	2	0	1197
10	ACE HIGH	2014	HIGH CHAPARRAL	NZ	NZ	116	71	7,551,107	6	11	4	2	1466
11	SHOWTIME	2014	SNITZEL	NSW	NSW	120	63	5,882,412	1	3	0	0	1307
12	LEAN MEAN MACHINE	2015	ZOUSTAR	QLD	VIC	130	66	5,604,197	2	5	0	0	1289
13	ARDROSSAN	2014	REDOUTE'S CHOICE	NZ	NZ	93	45	5,564,353	8	16	3	0	1425
14	US NAVY FLAG	2015	WAR FRONT	NZ	IRE	135	68	5,207,000	4	12	3	0	1342
15	STAPHANOS	2011	DEEP IMPACT	NZ	NZ	104	48	4,362,136	3	11	1	1	1684
16	SANTOS	2015	I AM INVINCIBLE	NZ	NSW	88	48	4,312,177	4	5	1	1	1259
17	STRATOSPHERE	2015	SNITZEL	TAS	TAS	84	50	4,285,217	1	4	1	0	1173
18	EMBELLISH	2014	SAVABEEL	NZ	NZ	108	44	4,109,941	6	9	4	0	1568
19	PRIZED ICON	2013	MORE THAN READY	NSW	NSW	104	35	4,040,303	1	1	1	1	1597
20	DRACARYS	2014	SNITZEL	QLD	QLD	68	41	3,538,830	1	2	0	0	1119
21	NATIONAL DEFENSE	2014	INVINCIBLE SPIRIT	DEAD	VIC	76	37	3,382,173	1	2	1	0	1405
22	BONDI	2015	SNITZEL	WA	WA	56	34	3,355,192	1	1	0	0	1367
23	SIOUX NATION	2015	SCAT DADDY	IRE	VIC	24	19	3,044,025	2	3	2	1	1219
24	REAL STEEL	2012	DEEP IMPACT	JPN	NSW	36	27	2,896,406	1	3	1	0	1492
25	JUNGLE CAT	2012	IFFRAAJ	QLD	IRE	74	45	2,791,407	0	0	0	0	1178
26	DUCIMUS	2014	SNITZEL	WA	WA	55	27	2,752,394	0	2	0	0	1329
27	EMINENT	2014	FRANKEL	NZ	NZ	94	42	2,284,063	0	1	0	0	1754
28	MENDELSSOHN	2015	SCAT DADDY	CHI	KY	27	16	2,017,183	1	2	1	0	1428
29	BOLT D'ORO	2015	MEDAGLIA D'ORO	KY	VIC	34	22	1,914,165	0	1	0	0	1219
30	PERFORMER	2015	EXCEED AND EXCEL	QLD	QLD	44	26	1,781,509	0	1	0	0	1150
31	VILLERMONT	2014	ALL TOO HARD	NSW	NSW	16	6	526,555	0	1	0	0	1441
32	NEOREALISM	2011	NEO UNIVERSE	QLD	QLD	27	7	523,075	0	0	0	0	1120
33	JON SNOW	2013	IFFRAAJ	NZ	NZ	26	11	510,400	0	0	0	0	1557
34	BOOM TIME	2011	FLYING SPUR	NDO	VIC	17	6	433,402	0	0	0	0	1463
35	AYLMERTON	2015	SIYOUNI	NSW	NSW	10	4	260,585	0	0	0	0	1412
36	BRABINGER	2014	SNITZEL	QLD	QLD	9	5	242,450	0	0	0	0	1072
37	OUR ROYAL EGYPTIAN	2013	FASTNET ROCK	NSW	NSW	7	3	184,625	0	0	0	0	1060
38	OCEAN EMPEROR	2011	ZABEEL	NZ	NZ	7	5	154,591	0	0	0	0	1127
39	PERAST	2014	SNITZEL	QLD	QLD	8	2	152,075	0	0	0	0	1125
40	KEMENTARI	2014	LONHRO	RETIRED	NSW	2	2	87,205	0	0	0	0	1250

*Data provided by Arion Pedigrees, current through 5/11/2026. Win Dist= average winning distance in meters (200m = 1 furlong)

AUSTRALASIAN LEADING SIRES WITH FIRST FOALS 2021

RANK	STALLION	YOB	SIRE NAME	CURRENT ST	OTHER ST	RNRs	WNRS	EARNINGS \$AUD	SWs	SHs	GWs	G1W	Win Dist
1	TOO DARN HOT	2016	DUBAWI	NSW	GB	169	109	22,298,602	16	31	10	2	1318
2	ALABAMA EXPRESS	2016	REDOUTE'S CHOICE	NSW	VIC	127	73	13,870,425	6	14	2	1	1327
3	BLUE POINT	2014	SHAMARDAL	VIC	IRE	158	96	13,725,857	3	12	3	0	1210
4	CASTELVECCHIO	2016	DUNDEEL	NSW	NSW	119	66	12,012,680	6	7	5	2	1489
5	SUPER SETH	2016	DUNDEEL	NSW	NZ	129	75	11,623,262	9	12	5	4	1389
6	PIERATA	2014	PIERRO	VIC	QLD	150	78	10,046,891	2	11	2	0	1275
7	ZOUSAIN	2015	ZOUSTAR	NSW	NSW	198	113	9,593,989	5	10	4	0	1188
8	TASSORT	2016	BRAZEN BEAU	NSW	NSW	138	79	8,886,121	3	9	2	1	1172
9	EXCEEDANCE	2016	EXCEED AND EXCEL	NSW	NSW	148	88	8,251,865	6	11	5	0	1216
10	BRUTAL	2015	O'REILLY	NSW	NSW	125	75	7,964,006	4	6	2	1	1283
11	COSMIC FORCE	2016	DEEP FIELD	NSW	NSW	125	73	7,832,443	6	10	2	0	1191
12	YES YES YES	2016	RUBICK	NSW	NSW	158	85	7,478,510	1	11	0	0	1222
13	CALYX	2016	KINGMAN	DEAD	IRE	50	36	6,622,395	2	6	1	1	1362
14	I AM IMMORTAL	2016	I AM INVINCIBLE	VIC	VIC	88	44	5,189,149	2	6	2	0	1195
15	D'ARGENTO	2014	SO YOU THINK	NSW	NSW	105	55	4,935,098	1	9	0	0	1402
16	ROYAL MEETING	2016	INVINCIBLE SPIRIT	VIC	VIC	80	29	3,827,413	1	1	1	1	1221
17	DUBIOUS	2016	NOT A SINGLE DOUBT	NSW	QLD	119	67	3,742,103	0	3	0	0	1232
18	MICROPHONE	2016	EXCEED AND EXCEL	NSW	NSW	75	41	3,616,409	1	7	0	0	1295
19	OMAHA BEACH	2016	WAR FRONT	KY	KY	66	38	2,875,535	1	1	1	0	1268
20	STRASBOURG	2016	I AM INVINCIBLE	SA	VIC	86	30	2,398,661	2	3	2	0	1254
21	MAGNA GRECIA	2016	INVINCIBLE SPIRIT	ENG	IRE	67	31	2,189,206	0	1	0	0	1269
22	VINO ROSSO	2015	CURLIN	KY	KY	52	32	1,878,414	0	1	0	0	1477
23	SUN CITY	2016	ZOUSTAR	QLD	QLD	41	22	1,845,591	1	3	0	0	1198
24	LONG LEAF	2015	FASTNET ROCK	WA	WA	79	27	1,685,598	0	0	0	0	1250
25	TEN SOVEREIGNS	2016	NO NAY NEVER	TUR	NZ	27	18	1,428,372	1	1	0	0	1304
26	UNITE AND CONQUER	2016	HINCHINBROOK	NSW	NSW	43	19	1,099,612	0	0	0	0	1240
27	CLIFF'S EDGE	2014	CANFORD CLIFFS	VIC	VIC	22	10	1,059,025	0	1	0	0	1178
28	FERRANDO	2013	FAST 'N' FAMOUS	NZ	NZ	43	19	803,305	0	3	0	0	1268
29	SOUL PATCH	2016	SHAMUS AWARD	VIC	VIC	22	7	616,495	0	0	0	0	1686
30	PRINCE OF CAVIAR	2015	SEBRING	VIC	VIC	36	9	597,210	0	0	0	0	1251
31	LEONARDO DA HINCHI	2015	HINCHINBROOK	WA	WA	10	5	500,391	0	1	0	0	1322
32	GOODFELLA	2014	SNITZEL	DEAD	QLD	21	8	499,470	0	0	0	0	1484
33	ROYAL SYMPHONY	2014	DOMESDAY	VIC	VIC	22	7	383,550	0	0	0	0	1380
34	WYNDSPELLE	2013	IFFRAAJ	NZ	NZ	22	7	245,545	0	0	0	0	1587
35	RED HENNO	2012	REDOUTE'S CHOICE	NSW	NSW	11	7	240,600	0	0	0	0	1083
36	BELLEVUE HILL	2016	PIERRO	QLD	NSW	17	5	238,665	0	0	0	0	1300
37	RINGERDINGDING	2015	SEBRING	VIC	VIC	6	3	167,755	0	0	0	0	1233
38	ADDICTIVE NATURE	2014	SAVABEEL	VIC	VIC	9	5	161,068	0	0	0	0	1126
39	FLEET REVIEW	2015	WAR FRONT	DEAD	VIC	2	2	73,055	0	0	0	0	1100
40	SCORPZ	2016	CHARM SPIRIT	VIC	VIC	5	2	48,700	0	0	0	0	1300
41	SNEAKING TO WIN	2015	SNITZEL	NZ	NZ	6	0	13,889	0	0	0	0	
42	HI WORLD	2011	HIGH CHAPARRAL	WA	WA	5	0	11,433	0	0	0	0	
43	BAROOD	2012	CHOISIR	VIC	SA	1	0	-	0	0	0	0	

*Data provided by Arion Pedigrees, current through 5/11/2026. Win Dist= average winning distance in meters (200m = 1 furlong)

AUSTRALASIAN LEADING SIRES WITH FIRST FOALS 2022

RANK	STALLION	YOB	SIRE NAME	CURRENT ST	OTHER ST	RNRS	WNRS	EARNINGS \$AUD	SWs	SHs	GWs	G1W	Win Dist
1	FARNAN	2017	NOT A SINGLE DOUBT	NSW	NSW	107	51	7,341,109	5	10	5	0	1198
2	OLE KIRK	2017	WRITTEN TYCOON	NSW	NSW	91	48	7,314,783	6	10	3	1	1273
3	WOOTTON BASSETT	2008	IFFRAAJ	DEAD	IRE	107	56	7,172,015	4	21	3	0	1270
4	BIVOUAC	2016	EXCEED AND EXCEL	NSW	NSW	103	43	5,917,324	4	8	3	1	1218
5	GHAIIYATH	2015	DUBAWI	VIC	IRE	49	24	5,145,664	5	8	2	1	1587
6	LUCKY VEGA	2018	LOPE DE VEGA	NSW	VIC	50	26	4,525,257	3	8	3	0	1150
7	TAGALOA	2017	LORD KANALOA	VIC	VIC	78	33	4,391,108	2	10	2	0	1370
8	COOL AZA BEEL	2017	SAVABEEL	NSW	NSW	66	19	3,231,768	2	5	2	1	1242
9	GRAFF	2015	STAR WITNESS	NSW	NSW	49	16	2,960,497	1	2	0	0	1174
10	KING'S LEGACY	2017	REDOUTE'S CHOICE	NSW	NSW	100	40	2,878,675	2	6	1	0	1260
11	ANDERS	2017	NOT A SINGLE DOUBT	NSW	NSW	98	34	2,592,636	3	5	2	0	1197
12	HANSEATIC	2017	STREET BOSS	VIC	VIC	90	29	2,542,664	1	5	0	0	1118
13	HELLO YOUMZAIN	2016	KODIAC	NZ	FR	74	38	2,523,193	5	13	1	0	1240
14	DIRTY WORK	2016	WRITTEN TYCOON	VIC	VIC	50	19	1,900,300	2	4	0	0	1244
15	CIRCUS MAXIMUS	2016	GALILEO	NZ	IRE	44	11	1,673,648	3	6	1	1	1435
16	ADMIRE MARS	2016	DAIWA MAJOR	NSW	JPN	34	15	1,598,084	0	2	0	0	1532
17	PELTZER	2017	SO YOU THINK	NSW	NSW	42	15	1,579,879	2	2	0	0	1279
18	DOUBTLAND	2017	NOT A SINGLE DOUBT	VIC	VIC	45	20	1,427,760	0	2	0	0	1204
19	EARTHLIGHT	2017	SHAMARDAL	VIC	IRE	36	13	1,421,346	2	2	1	0	1207
20	NORTH PACIFIC	2017	BRAZEN BEAU	NSW	NSW	71	22	1,400,302	0	2	0	0	1228
21	PRAGUE	2017	REDOUTE'S CHOICE	QLD	NSW	45	10	901,777	1	3	1	0	1233
22	SANDBAR	2015	SNITZEL	NSW	NSW	25	10	870,805	0	0	0	0	1172
23	RUSSIAN CAMELOT	2017	CAMELOT	VIC	VIC	48	14	849,805	0	2	0	0	1382
24	FIERCE IMPACT	2014	DEEP IMPACT	VIC	VIC	51	12	769,106	0	4	0	0	1278
25	TIME TO REIGN	2016	TIME FOR WAR	NSW	NSW	32	6	657,912	0	1	0	0	1086
26	PRINCE FAWAZ	2016	FASTNET ROCK	QLD	QLD	21	5	522,865	0	0	0	0	1266
27	LEVENDI	2014	PIERRO	DEAD	TAS	8	3	258,625	0	1	0	0	1260
28	SENSEI	2014	DREAM AHEAD	QLD	QLD	14	5	238,333	0	0	0	0	1175
29	ANCIENT SPIRIT	2015	INVINCIBLE SPIRIT	NZ	NZ	25	4	202,293	1	2	0	0	1270
30	BANQUO	2016	WRITTEN TYCOON	NZ	NZ	7	3	176,036	1	1	1	0	1212
31	YULONG PRINCE	2014	GIMMETHGREENLIGHT	VIC	VIC	11	3	137,060	0	0	0	0	1633
32	ENDLESS DRAMA	2012	LOPE DE VEGA	VIC	VIC	10	3	134,670	0	0	0	0	1225
33	KING OF COMEDY	2016	KINGMAN	NZ	NZ	16	3	88,363	0	1	0	0	1466
34	OUTSTRIP	2011	EXCEED AND EXCEL	ARG	BRZ	1	1	23,475	0	0	0	0	1500
35	SPIRITJIM	2010	GALILEO	NSW	NSW	3	0	8,193	0	0	0	0	
36	LAST KINGDOM	2014	FRANKEL	NSW	NSW	1	1	8,150	0	0	0	0	1215
37	JOHANNES VERMEER	2013	GALILEO	VIC	VIC	2	0	3,200	0	0	0	0	

*Data provided by Arion Pedigrees, current through 5/11/2026. Win Dist= average winning distance in meters (200m = 1 furlong)

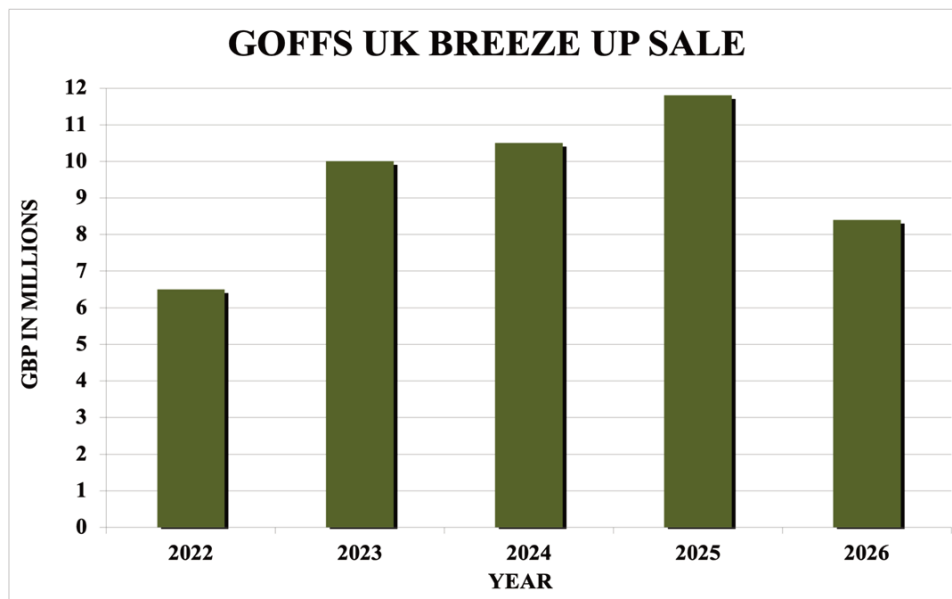
AUSTRALASIAN LEADING SIRES WITH FIRST FOALS 2023

RANK	STALLION	YOB	SIRE NAME	CURRENT ST	OTHER ST	RNRS	WNRS	EARNINGS \$AUD	SWs	SHs	GWs	G1W	Win Dist
1	HOME AFFAIRS	2018	I AM INVINCIBLE	NSW	NSW	39	10	4,608,093	4	8	2	1	1100
2	STAY INSIDE	2018	EXTREME CHOICE	NSW	NSW	13	6	744,941	3	4	2	0	1028
3	SWORD OF STATE	2018	SNITZEL	NZ	NZ	14	4	707,763	2	3	1	0	1100
4	PINATUBO	2017	SHAMARDAL	ENG	NSW	22	2	688,837	0	3	0	0	1100
5	TIGER OF MALAY	2018	EXTREME CHOICE	NSW	NSW	17	3	603,884	0	1	0	0	1106
6	WILD RULER	2017	SNITZEL	NSW	NSW	21	4	597,627	1	2	1	0	1025
7	ST MARK'S BASILICA	2018	SIYOUNI	IRE	NSW	12	3	554,942	1	1	0	0	1191
8	EXTREME WARRIOR	2018	EXTREME CHOICE	VIC	VIC	7	2	299,420	1	1	0	0	1025
9	SPLINTEX	2016	SNITZEL	WA	WA	20	1	268,660	0	2	0	0	1200
10	PALACE PIER	2017	KINGMAN	ENG	NSW	4	2	251,910	1	2	1	0	1266
11	PROFITEER	2018	CAPITALIST	NSW	NSW	14	1	251,023	0	1	0	0	1000
12	PORTLAND SKY	2017	DEEP FIELD	NSW	NSW	14	2	187,765	0	0	0	0	1000
13	JONKER	2015	SPIRIT OF BOOM	QLD	QLD	12	3	133,685	0	0	0	0	1025
14	BARBARIC	2017	I AM INVINCIBLE	QLD	QLD	6	4	127,700	0	0	0	0	1125
15	ACLAIM	2013	ACCLAMATION	QLD	QLD	6	1	119,850	0	0	0	0	1200
16	ACROBAT	2018	FASTNET ROCK	NSW	NSW	16	2	101,909	0	1	0	0	1100
17	CAPTIVANT	2018	CAPITALIST	NSW	NSW	6	1	55,957	0	0	0	0	1002
18	THE ODYSSEY	2016	BETTER THAN READY	QLD	QLD	6	1	38,900	0	0	0	0	1100
19	WOODED	2017	WOOTTON BASSETT	VIC	FR	1	1	31,775	0	0	0	0	1000
20	STANDOUT	2016	EXCEED AND EXCEL	NSW	NSW	2	1	31,425	0	0	0	0	920
21	ARMORY	2017	GALILEO	NZ	NZ	5	1	26,868	0	0	0	0	900
22	NOVERRE	2018	SAVABEEL	NZ	NZ	6	0	17,135	0	0	0	0	NULL
23	GLENFIDDICH	2017	FASTNET ROCK	QLD	QLD	5	0	16,405	0	0	0	0	NULL
24	VICTOR LUDORUM	2017	SHAMARDAL	VIC	FR	2	0	2,265	0	0	0	0	NULL
25	FINANCE TYCOON	2018	WRITTEN TYCOON	NSW	VIC	1	0	640	0	0	0	0	NULL
26	QUICK THINKER	2016	SO YOU THINK	TAS	TAS	1	0	450	0	0	0	0	NULL

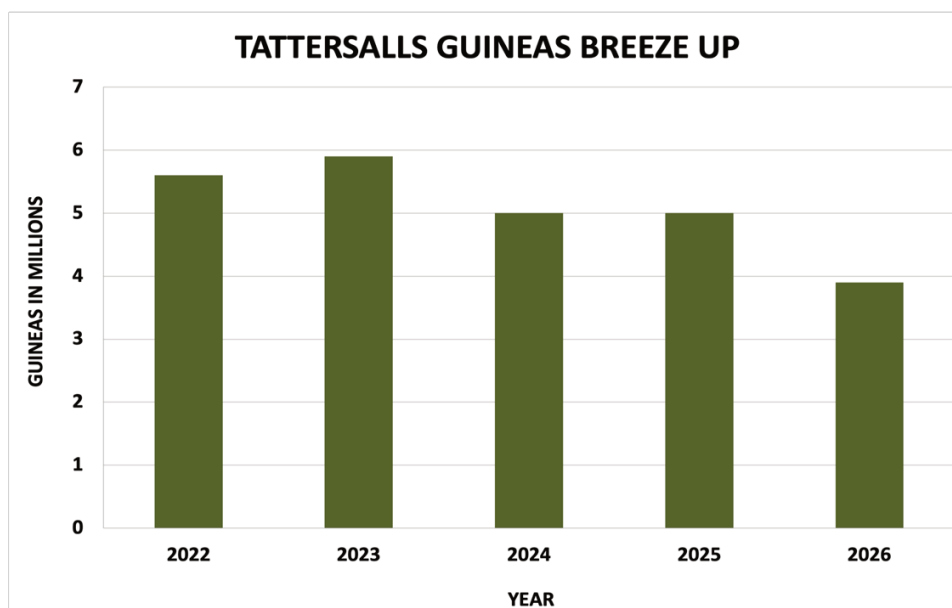
*Data provided by Arion Pedigrees, current through 5/11/2026. Win Dist= average winning distance in meters (200m = 1 furlong)

SECTION 5: WORLDWIDE SALES TICKER

Through May 11, 2026

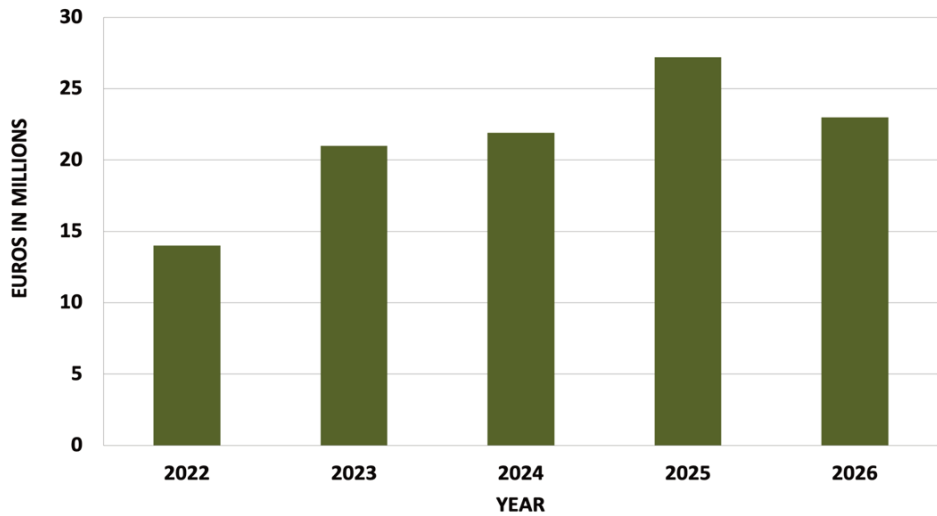


YEAR	CAT	RING	SOLD	% W/D	% S/R	% S/C	GROSS £	AVG £
2026	233	175	147	24.9%	84.0%	63.1%	9,702,875	66,006
2025	206	168	140	18.4%	83.3%	68.0%	14,021,443	100,153
2024	235	207	168	11.9%	81.2%	71.5%	12,204,460	72,646
2023	211	184	159	12.8%	86.4%	75.4%	8,625,005	54,245
2022	187	158	132	15.5%	83.5%	70.6%	7,628,106	57,789



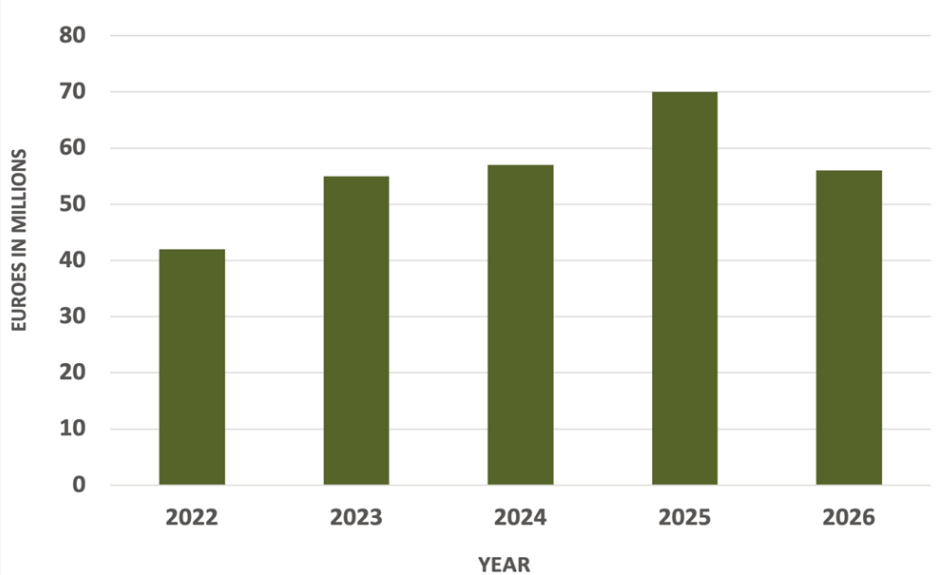
YEAR	CAT	RING	SOLD	% W/D	% S/R	% S/C	GROSS (gns)	AVG (gns)
2026	202	157	116	22.3%	73.9%	57.4%	3,827,000	32,991
2025	198	162	127	18.2%	78.4%	64.1%	5,015,000	39,488
2024	202	163	118	19.3%	72.4%	58.4%	4,943,500	41,894
2023	203	168	141	17.2%	83.9%	69.5%	5,942,500	42,145
2022	211	185	157	12.3%	84.9%	74.4%	5,601,500	35,678

ARQANA BREEZE UP SALE



YEAR	CAT	RING	SOLD	% W/D	% S/R	% S/C	GROSS €	AVG €
2026	211	160	125	24.2%	78.1%	59.2%	23,582,000	188,656
2025	196	160	134	18.4%	83.8%	68.4%	27,209,500	203,056
2024	207	174	132	15.9%	75.9%	63.8%	21,880,000	165,758
2023	195	167	140	14.4%	83.8%	71.8%	21,325,500	152,325
2022	152	123	103	19.1%	83.7%	67.8%	14,003,000	135,951

EUROPEAN BREEZE UP SALES



YEAR	CAT	RING	SOLD	% W/D	% S/R	% S/C	GROSS €	AVG €
2026	828	632	501	23.7%	79.3%	60.5%	55,803,636	111,385
2025	782	633	520	19.1%	82.1%	66.5%	69,820,352	134,270
2024	824	691	524	16.1%	75.8%	63.6%	57,005,186	108,789
2023	811	685	566	15.5%	82.6%	69.8%	54,950,751	97,086
2022	714	600	495	16.0%	82.5%	69.3%	42,095,099	85,041

SECTION 6: BILL'S TWEETS



Bill Oppenheim @billoppenheim · May 9



Two 2yo's won trips to [@RoyalAscotSite](#) at Gulfstream but the horse who really won a trip was Outfielder (by [@WinStarFarm](#) Speightstown) who showed afterburners winning the Wm Walker at CD. Another for [@amoracingltd](#), in partnership with trainer W Ward & ex-outfielder Jason Werth.



Bill Oppenheim @billoppenheim · May 9



The best decisions arrive organically, from the constituents. When Bill Mott & Cherie DeVaux skip the Preakness because 3 races around 2 turns on the dirt in 5 weeks isn't right for their 3yo's it's time to pay attention. Start the 1st Saturday in May, end on July 4.



Bill Oppenheim @billoppenheim · May 7



It's starting to happen for [@amoracingltd](#): 30 winners of 38 races already this year, 8 BTH, 6 2yo winners including 2 by current leading Freshman Sire [@HoStud](#) Persian Force (figures supplied by Amy Drummond of Amo). Chasing windmills or chasing titans? They're in the conversation



Bill Oppenheim @billoppenheim · May 4



2nd-crop sires (1st 3yo's) in Australia- 3 within \$100k: 1 Ghaiyyath \$4,899,083 [@DarleyAus](#); 2 Farnan \$4,874,623 [@vinerystallions](#); 3 Bivouac \$4,809,180 (also Darley). All to play for, like they say. If NZ included Farnan #1 over Bivouac by <\$2,000.



Bill Oppenheim @billoppenheim · May 3



4 Classics: Ky Oaks & Derby in Ky (well done [@reredevaux](#)), English 2000 & 1000 Guineas in Newmarket. Bow Echo, by Dubawi's #1 heir [@DarleyStallions](#) Night of Thunder, maybe the best 2000 winner since Frankel & True Love (best No Nay Never?) [@coolmorestud](#) ran even faster today!



Bill Oppenheim @billoppenheim · May 3



This is why Ireland is the cradle of civilization in the horse world- that's the Minister of Agriculture. A few weeks ago [@coolmorestud](#) hosted a job fair for hundreds of students for job opportunities in the horse business [@IREthoroughbred](#)



Bill Oppenheim @billoppenheim · May 1



"We were really interested in seeing if we could come up with unbiased, academically rigorous information that industry insiders could use to help make better decisions." [@ejplantain](#) on the origins of Stallion Spectator Ratings. Read more: