

Thoroughbred Market Report



SEPTEMBER 2021

Editor – Bill Oppenheim, bopp@billoppenheim.com
Managing Editor – Emily J Plant PhD, emily@billoppenheim.com
Worldwide Sales Ticker – Brianne Stanley, bristanley1@gmail.com

Copyright 2021: The Bill Oppenheim Group

For subscription information go to www.billoppenheim.com
or contact info@billoppenheim.com

Thoroughbred Market Report

SEPTEMBER 2021

TABLE OF CONTENTS	PAGE
Section 1: Keeneland September Sale Preview	1
Section 2: North American Sire Sales Results	3
Section 3: European Sire Sales Results	4
Section 4: Southern Hemisphere Apex	5
Section 5: Hong Kong Apex	17
Section 6: Worldwide Sales Ticker	19
Section 7: Bill's Tweets	22

IN THIS ISSUE

- Keeneland September Sale Preview: 204 sires have 4,036 yearlings catalogued, including four sires with 90+: Ashford's **Uncle Mo** (92) and their first-crop sires **Mendelssohn** (92) and **Justify** (90), and Spendthrift's **Into Mischief** (91). A total of 32 sires have 50+ catalogued, ten of them first-crop sires, also including Hill 'n' Dale's **Good Magic** (81) and Spendthrift's **Bolt D'Oro** (75). Our projection of the over-and-under for the Keeneland gross is **\$333-million** if the sale averages the same as the combined 2018-19 average, with 12% fewer catalogued than the 2018-19 average.
- Yearling Averages for North American and European sires at the 2021 yearling sales so far. **Quality Road** (7/\$635,714) in America, from his first \$150,000 crop, and **Dubawi** (6/\$1,014,800) are the leaders in the clubhouse.
- Extensive coverage of 2020/2021 season-end Southern Hemisphere APEX Sire Ratings, covering three Southern Hemisphere regions: Australasia, South America, and South Africa. In Australasia (combining Australia and New Zealand into one rating) the top five by APEX A Runner Index 2014/15-2020/21 are **Redoute's Choice** (3.42), **Fastnet Rock** (3.37), **Snitzel** (3.20), **Savabeel** (3.10), and **Teofilo** (3.09). Twelve sires from the F2013-F2016 sire crops are in the top 20, including **So You Think**, **Ocean Park**, **Pierro**, **Zoustar**, **Dundeel**, and **Shamus Award**. In South America, Argentina's **Fortify** (4.27) is the leading sire by A Runner Index; in South Africa, **Gimmethelight** (2.35), an Australian-bred son of More Than Ready, and **Vercingetorix** (2.25), by multiple champion sire Silvano, are the leading young sires.
- Hong Kong APEX ratings. Over the last seven seasons the leading sires in Hong Kong with 15+ year-starters have been **Galileo** (6.52), **Mizzen Mast** (6.52), **Deep Impact** (5.36), **Harbour Watch** (4.69), **Dandy Man** (4.63), and Australian sire **Starcraft** (4.10).
- Plus the **Worldwide Sales Ticker** covering the North American and European yearling sales so far, and a few more of **Bill's Tweets**.

To subscribe to the Thoroughbred Market Report please visit
<https://billoppenheim.com/abouttmr.php> or email emily@billoppenheim.com

SECTION 1: KEENELAND SEPTEMBER SALE PREVIEW

KEENELAND SEPTEMBER: 200 SIRES, 4000 YEARLINGS

There are 4,036 yearlings by 204 sires catalogued to 11 sessions of the 2021 Keeneland September Sale. Thus far in 2021 the thoroughbred auction marketplace, beginning with the Australasian yearling sales in January and continuing through the North American and European sales through mid-August, has been quite consistent in essentially skipping 2020 and posting results plus-or-minus single-digit percentages (roughly speaking, moving under 10% either way) compared to the 2019 and 2018 sales. So what can we expect at Keeneland September?

At Keeneland September 2018, there were 4,538 yearlings catalogued, of which 3,026 sold (66.7%) for \$387,645,900. At September 2019 there were 4,644 catalogued and 2,974 sold (64.0%) for \$372,348,400. The average was \$128,105 in 2018 and \$125,201 in 2019; very similar sales. So let's average those two years out to compare to the 2021 catalogue: the two years averaged 4,591 catalogued and exactly 3,000 sold (65.3%) for an average gross of \$379,997,150 – let's call it \$380-million – and a two-year average of \$126,665. Those are the benchmarks.

The first notable point is that the 4,036 catalogued this year is a 12% drop from the average number catalogued in 2018-19. If 65.3% of the yearlings catalogued were going to sell for the 2018-19 average of \$126,665 the total gross this year would be \$333,762,000 for 2,635 sales. So that's the other benchmark: how much the sale is plus-or-minus \$333-million will tell us how Keeneland September performs in relation to the overall market. It's the biggest piece of the overall North American and European auction marketplace, too – about 20%.

Four sires – Ashford's **Uncle Mo** (92) and first-crop Scat Daddy sons **Mendelssohn** (92) and **Justify** (90) plus Spendthrift's two-time leading sire **Into Mischief** (91) - have the highest number catalogued: 9% of the total, or one of every 11 yearlings in the catalogues. No fewer than 32 sires have 50+ yearlings catalogued, totalling 2,037 yearlings, or 50.5% of the sale. Every other yearling is going to be by one of those 32 sires.

Half of the 32 sires represent the four youngest sire crops, though hardly in proportion: 10 are first-crop yearling sires (F2020, first foals 2020); four are F2019 sires which have their first 2-year-olds; and one each have their first 3yo's (F2018 **Nyquist**, 53) and first 4yo's (F2017 **American Pharoah**, 60). Besides Justify and Mendelssohn, the other eight first-crop sires with 50+ catalogued are: **Good Magic** (81); **Bolt D'Oro** (75); **Collected** (66); **West Coast** (63); **City of Light** (61); **Accelerate** (58); **Always Dreaming** (54); and **Tapwrit** (51). The four freshman sires, with their second crops of yearlings, are: **Gun Runner** (62); **Practical Joke** (62); **Arrogate** (58); and **Mastery** (50).

Justify (44) has the highest number catalogued in Book 1. Into Mischief and Uncle Mo have 34 each; Quality Road has 27, followed by Curlin (24), American Pharoah (23), Tapit and **War Front** 21 each (of 41 total catalogued for Tapit, and 30 for War Front), and **Medaglia D'Oro** 19 (of 47 total). In Books 1 and 2 combined – Week 1 – the leading sires represented are Justify (74), Into Mischief (66), and Uncle Mo (65).



Uncle Mo, leading sire by number catalogued for Keeneland September.
Photo courtesy Ashford Stud.

32 SIRES WITH 50+ CATALOGUED, KEENELAND SEPTEMBER 2021

SIRE NAME	FFLS	HIS SIRE	STANDS	2019 FEE	2021 FEE	2021 YRLG	2020 YRLG	20/21 WNLG/S.YRLG	APEX A RNR INDX	# CAT.	# COLTS	# FILLIES	BK1	BK2	BK3+
UNCLE MO	2013	INDIAN CHARLIE	KY	125,000	125,000	458,214	279,562	193,462	3.04	92	43	49	34	31	27
MENDELSSOHN	2020	SCAT DADDY	KY	35,000	35,000	164,231	-	82,589	-	92	54	38	7	29	56
INTO MISCHIEF	2010	HARLAN'S HOLIDAY	KY	150,000	175,000	509,000	420,162	237,417	2.90	91	49	42	34	32	25
JUSTIFY	2020	SCAT DADDY	KY	150,000	150,000	496,000	-	355,556	-	90	46	44	44	30	16
GOOD MAGIC	2020	CURLIN	KY	35,000	35,000	232,467	-	82,278	-	81	47	34	1	12	68
BOLT D'ORO	2020	MEDAGLIA D'ORO	KY	25,000	25,000	310,938	-	79,103	-	75	41	34	1	20	54
HARD SPUN	2009	DANZIG	KY	40,000	40,000	110,429	62,425	59,000	1.76	66	38	28	5	9	52
MUNNINGS	2012	SPEIGHTSTOWN	KY	20,000	30,000	161,000	80,932	87,136	2.19	66	32	34	2	12	52
COLLECTED	2020	CITY ZIP	KY	17,500	17,500	73,750	-	52,455	-	66	26	40	1	3	62
KANTHAROS	2012	LION HEART	KY	20,000	30,000	117,800	49,867	46,381	1.75	66	37	29	-	3	63
EMPIRE MAKER	2005	UNBRIDLED	DEAD	85,000	85,000	216,667	98,695	101,143	0.85	64	33	31	7	20	37
WEST COAST	2020	FLATTER	KY	35,000	35,000	79,556	-	53,625	-	63	36	27	2	10	51
GUN RUNNER	2019	CANDY RIDE	KY	70,000	70,000	363,400	246,413	106,727	-	62	31	31	11	20	31
PRACTICAL JOKE	2019	INTO MISCHIEF	KY	30,000	25,000	172,050	120,243	81,500	-	62	27	35	-	14	48
CITY OF LIGHT	2020	QUALITY ROAD	KY	35,000	40,000	300,714	-	190,875	-	61	37	24	10	26	25
AMERICAN PHAROAH	2017	PIONEEROF THE NILE	KY	110,000	175,000	365,000	227,820	182,500	2.86	60	34	26	23	15	22
UNION RAGS	2014	DIXIE UNION	KY	60,000	60,000	146,667	106,000	80,923	1.48	60	23	37	2	20	38
CANDY RIDE	2006	RIDE THE RAILS	KY	80,000	100,000	346,000	164,645	134,571	2.84	59	33	26	7	24	28
CAIRO PRINCE	2016	PIONEEROF THE NILE	KY	25,000	25,000	41,200	47,601	25,750	0.91	59	29	30	-	5	54
ARROGATE	2019	UNBRIDLED'S SONG	DEAD	75,000	50,000	213,125	231,661	121,500	-	58	33	25	9	22	27
ACCELERATE	2020	LOOKIN AT LUCKY	KY	20,000	20,000	113,636	-	46,159	-	58	30	28	1	6	51
MORE THAN READY	2002	SOUTHERN HALO	KY	80,000	80,000	252,500	110,944	84,286	1.93	57	30	27	7	19	31
TWIRLING CANDY	2013	CANDY RIDE	KY	25,000	40,000	186,800	76,696	56,000	1.77	57	35	22	1	11	45
QUALITY ROAD	2012	ELUSIVE QUALITY	KY	150,000	200,000	635,714	342,780	-	2.08	56	32	24	27	21	8
CURLIN	2010	SMART STRIKE	KY	175,000	175,000	500,000	321,153	-	3.34	56	25	31	24	20	12
ALWAYS DREAMING	2020	BODEMEISTER	KY	25,000	25,000	70,357	-	26,949	-	54	29	25	-	1	53
NYQUIST	2018	UNCLE MO	KY	40,000	40,000	167,500	165,773	134,500	1.96	53	30	23	6	21	26
MALIBU MOON	2001	A.P. INDY	DEAD	75,000	60,000	123,667	113,222	53,367	2.14	51	29	22	2	12	37
VIOLENCE	2015	MEDAGLIA D'ORO	KY	40,000	25,000	84,000	72,128	48,200	0.90	51	28	23	2	4	45
TAPWRIT	2020	TAPIT	KY	12,500	10,000	93,143	-	46,444	-	51	24	27	1	1	49
STREET SENSE	2009	STREET CRY	KY	50,000	75,000	232,273	106,144	122,000	2.16	50	25	25	9	17	24
MASTERY	2019	CANDY RIDE	KY	25,000	25,000	150,125	129,421	108,688	-	50	31	19	2	7	41

[For a complete roster of all 204 sires with yearlings catalogued at Keeneland September, please click here](#)

SECTION 2: NORTH AMERICAN YEARLING SALES RESULTS- TOP 50 SIRES

Thru August 31, 2021- Fasig-Tipton July, Saratoga, & NY-Bred Sales; Goffs Premier & Silver; Arqana Yearlings & v2

SIRE NAME	YOB	HIS SIRE	FFLS	ST	2019 FEE	2021 FEE	# CAT	# RING	# SOLD	US\$ AVG	US\$ MED
QUALITY ROAD	2006	ELUSIVE QUALITY	2012	KY	150,000	150,000	11	10	7	635,714	600,000
MEDAGLIA D'ORO	1999	EL PRADO	2006	KY	200,000	150,000	5	4	1	625,000	625,000
TAPIT	2001	PULPIT	2006	KY	225,000	185,000	8	6	5	608,000	600,000
INTO MISCHIEF	2005	HARLAN'S HOLIDAY	2010	KY	150,000	225,000	29	25	20	509,000	362,500
CURLIN	2004	SMART STRIKE	2010	KY	175,000	175,000	5	5	1	500,000	500,000
UNCLE MO	2008	INDIAN CHARLIE	2013	KY	125,000	175,000	22	18	14	458,214	397,500
JUSTIFY	2015	SCAT DADDY	2020	KY	150,000	125,000	17	12	6	442,833	410,000
WAR FRONT	2002	DANZIG	2008	KY	250,000	150,000	4	4	3	401,667	250,000
GUN RUNNER	2013	CANDY RIDE	2019	KY	70,000	50,000	6	5	5	363,400	230,000
CANDY RIDE	1999	RIDE THE RAILS	2006	KY	80,000	75,000	11	10	7	346,000	350,000
BOLT D'ORO	2015	MEDAGLIA D'ORO	2020	KY	25,000	15,000	23	19	16	310,938	200,000
AMERICAN PHAROAH	2012	PIONEEROF THE NILE	2017	KY	110,000	100,000	7	6	4	303,250	209,000
CITY OF LIGHT	2014	QUALITY ROAD	2020	KY	35,000	40,000	15	15	14	300,714	220,000
CONSTITUTION	2011	TAPIT	2017	KY	15,000	85,000	11	9	6	237,500	250,000
GOOD MAGIC	2015	CURLIN	2020	KY	35,000	30,000	19	16	15	232,467	170,000
STREET SENSE	2004	STREET CRY	2009	KY	50,000	60,000	17	13	11	232,273	250,000
GHOSTZAPPER	2000	AWESOME AGAIN	2007	KY	85,000	85,000	8	5	5	228,320	180,000
MORE THAN READY	1997	SOUTHERN HALO	2002	KY	80,000	65,000	6	6	4	221,825	178,750
EMPIRE MAKER	2000	UNBRIDLED	2005	DEAD	85,000	-	5	3	3	216,667	240,000
KITTEN'S JOY	2001	EL PRADO	2007	KY	75,000	60,000	4	4	4	215,240	238,300
ARROGATE	2013	UNBRIDLED'S SONG	2019	DEAD	75,000	-	11	9	8	213,125	185,000
MIDNIGHT LUTE	2003	REAL QUIET	2010	KY	15,000	15,000	5	4	2	210,000	210,000
PIONEEROF THE NILE	2006	EMPIRE MAKER	2011	DEAD	110,000	-	3	3	3	203,333	200,000
TWIRLING CANDY	2007	CANDY RIDE	2013	KY	25,000	40,000	7	6	5	186,800	150,000
ARMY MULE	2014	FRIESAN FIRE	2020	KY	10,000	7,500	21	20	14	181,071	147,500
PRACTICAL JOKE	2014	INTO MISCHIEF	2019	KY	30,000	22,500	23	21	20	172,050	157,500
NOT THIS TIME	2014	GIANT'S CAUSEWAY	2018	KY	15,000	40,000	4	3	3	168,333	175,000
NYQUIST	2013	UNCLE MO	2018	KY	40,000	75,000	14	12	6	167,500	160,000
MENDELSSOHN	2015	SCAT DADDY	2020	KY	35,000	35,000	23	19	15	161,924	160,000
MUNNINGS	2006	SPEIGHTSTOWN	2012	KY	20,000	40,000	24	22	17	161,000	125,000
BLAME	2006	ARCH	2012	KY	30,000	30,000	4	3	3	158,333	125,000
SPEIGHTSTOWN	1998	GONE WEST	2006	KY	80,000	90,000	4	3	2	155,000	155,000
MASTERY	2014	CANDY RIDE	2019	KY	25,000	25,000	7	6	4	150,125	60,000
RUNHAPPY	2012	SUPER SAVER	2018	KY	25,000	10,000	2	1	1	150,000	150,000
UNION RAGS	2009	DIXIE UNION	2014	KY	60,000	30,000	11	7	3	146,667	130,000
FLATTER	1999	A.P. INDY	2005	KY	40,000	35,000	5	5	5	146,000	135,000
LORD NELSON	2012	PULPIT	2019	KY	25,000	10,000	10	10	7	143,143	70,000
UNIFIED	2013	CANDY RIDE	2019	KY	10,000	10,000	9	9	9	138,333	155,000
DISTORTED HUMOR	1993	FORTY NINER	2000	KY	50,000	Private	7	4	3	135,000	150,000
LIAM'S MAP	2011	UNBRIDLED'S SONG	2017	KY	20,000	30,000	5	5	5	131,000	80,000
GIRVIN	2014	TALE OF EKATI	2020	FL	7,500	6,000	6	5	3	126,667	90,000
MALIBU MOON	1997	A.P. INDY	2001	DEAD	75,000	35,000	10	9	6	123,667	92,500
DIALED IN	2008	MINESHAFT	2014	KY	25,000	15,000	7	7	6	123,333	130,000
KANTHAROS	2008	LION HEART	2012	KY	20,000	30,000	14	11	10	117,800	70,000
ACCELERATE	2013	LOOKIN AT LUCKY	2020	KY	20,000	17,500	14	12	11	113,636	60,000
MACLEAN'S MUSIC	2008	DISTORTED HUMOR	2014	KY	25,000	20,000	11	6	6	110,833	117,500
HARD SPUN	2004	DANZIG	2009	KY	40,000	35,000	11	9	7	110,429	90,000
WE MISS ARTIE	2011	ARTIE SCHILLER	2017	NM	5,000	1,000	1	1	1	110,000	110,000
OSCAR PERFORMANCE	2014	KITTEN'S JOY	2020	KY	20,000	15,000	5	5	3	105,000	80,000
MIDSHIPMAN	2006	UNBRIDLED'S SONG	2012	KY	8,500	7,500	6	6	5	94,400	100,000

For a complete roster of all 132 sires with yearlings sold at 2021 North American sales, please click [here](#)

SECTION 3: EUROPEAN YEARLING SALES RESULTS- TOP 50 SIRES

Thru August 31, 2021- Fasig-Tipton July, Saratoga, & NY-Bred Sales; Goffs Premier & Silver; Arqana Yearlings & v2

SIRE NAME	YOB	HIS SIRE	FFLS	ST	2019 FEE	2021 FEE	# CAT	# RING	# SOLD	US\$ AVG	US\$ MED
DUBAWI	2002	DUBAI MILLENNIUM	2007	ENG	250,000	250,000	7	7	6	1,014,800	826,000
GALILEO	1998	SADLER'S WELLS	2003	DEAD	PVT	PVT	4	4	4	469,050	531,000
NEW BAY	2012	DUBAWI	2018	IRE	15,000	20,000	1	1	1	377,600	377,600
SIYOUNI	2007	PIVOTAL	2012	FR	100,000	140,000	20	20	15	363,047	230,100
KINGMAN	2011	INVINCIBLE SPIRIT	2016	ENG	75,000	150,000	16	16	11	357,251	236,000
FRANKEL	2008	GALILEO	2014	ENG	175,000	175,000	8	8	5	324,500	295,000
SEA THE STARS	2006	CAPE CROSS	2011	IRE	135,000	150,000	11	11	10	256,650	203,550
NO NAY NEVER	2011	SCAT DADDY	2016	IRE	100,000	125,000	12	12	10	222,500	194,400
CARAVAGGIO	2014	SCAT DADDY	2019	KY	35,000	25,000	2	2	2	188,970	188,970
AUSTRALIA	2011	GALILEO	2016	IRE	35,000	25,000	7	7	5	188,800	206,500
SAXON WARRIOR	2015	DEEP IMPACT	2020	IRE	30,000	20,000	7	7	5	182,900	147,500
TEOFILO	2004	GALILEO	2009	IRE	40,000	30,000	3	3	2	182,900	182,900
CAMELOT	2009	MONTJEU	2015	IRE	40,000	45,000	8	8	5	180,540	188,800
LOPE DE VEGA	2007	SHAMARDAL	2012	IRE	80,000	125,000	12	12	11	177,215	171,100
GALIWAY	2011	GALILEO	2017	FR	3,000	12,000	6	6	5	176,292	82,600
WOOTTON BASSETT	2008	IFFRAAJ	2013	IRE	40,000	100,000	20	20	19	159,176	153,400
SHOWCASING	2007	OASIS DREAM	2012	ENG	55,000	45,000	12	10	8	138,870	122,130
ALMANZOR	2013	WOOTTON BASSETT	2019	FR	35,000	30,000	16	16	11	133,018	100,300
MAKE BELIEVE	2012	MAKFI	2017	IRE	12,000	15,000	1	1	1	129,800	129,800
KODIAC	2001	DANEHILL	2008	IRE	65,000	65,000	25	23	19	120,966	103,500
NIGHT OF THUNDER	2011	DUBAWI	2017	IRE	15,000	75,000	13	13	10	120,724	96,600
ZARAK	2013	DUBAWI	2019	FR	12,000	12,000	6	6	2	115,050	115,050
MEHMAS	2014	ACCLAMATION	2018	IRE	10,000	25,000	9	9	8	114,010	113,160
SEA THE MOON	2011	SEA THE STARS	2016	ENG	15,000	22,500	7	7	6	111,000	88,500
HARRY ANGEL	2014	DARK ANGEL	2020	ENG	20,000	12,500	18	16	11	109,629	110,400
ROARING LION	2015	KITTEN'S JOY	2020	DEAD	40,000	-	12	12	12	108,263	94,400
CHURCHILL	2014	GALILEO	2019	IRE	35,000	30,000	6	6	4	106,345	62,500
KENDARGENT	2003	KENDOR	2009	FR	17,000	10,000	3	3	2	106,200	106,200
TORONADO	2010	HIGH CHAPARRAL	2016	FR	12,000	8,000	3	3	2	105,020	105,020
OASIS DREAM	2000	GREEN DESERT	2005	ENG	30,000	20,000	9	9	7	100,409	94,400
LE HAVRE	2006	NOVERRE	2011	FR	45,000	40,000	7	7	7	95,580	82,600
CRACKSMAN	2014	FRANKEL	2020	ENG	25,000	17,500	11	11	8	88,638	79,650
ULTRA	2013	MANDURO	2019	FR	7,000	5,000	1	1	1	88,500	88,500
MOTIVATOR	2002	MONTJEU	2007	FR	7,000	7,000	1	1	1	82,600	82,600
DARK ANGEL	2005	ACCLAMATION	2009	IRE	85,000	60,000	9	9	8	78,765	74,520
GOKEN	2012	KENDARGENT	2018	FR	3,000	15,000	2	2	1	76,700	76,700
ZOUSTAR	2010	NORTHERN METEOR	2020	AUS	25,000	25,000	16	15	15	75,960	62,100
DUE DILIGENCE	2011	WAR FRONT	2017	ENG	4,000	6,500	1	1	1	75,900	75,900
STARSPANGLED BANNER	2006	CHOISIR	2012	IRE	17,500	22,500	11	10	10	75,770	64,900
U S NAVY FLAG	2015	WAR FRONT	2020	IRE	25,000	12,500	11	11	10	74,940	55,200
EL KABEIR	2012	SCAT DADDY	2019	IRE	8,000	6,000	4	4	3	71,027	75,900
LIGHTNING SPEAR	2011	PIVOTAL	2020	ENG	8,500	5,000	1	1	1	69,000	69,000
MYBOY CHARLIE	2005	DANETIME	2011	TUR	7,500	-	1	1	1	67,260	67,260
INVINCIBLE SPIRIT	1997	GREEN DESERT	2004	IRE	120,000	80,000	3	3	3	67,027	70,800
EXCEED AND EXCEL	2000	DANEHILL	2006	AUS	50,000	-	5	5	3	66,240	66,240
GLENEAGLES	2012	GALILEO	2017	IRE	30,000	25,000	2	2	2	66,200	66,200
SEAHENGE	2015	SCAT DADDY	2020	FR	5,000	4,000	6	6	2	62,540	62,540
COTAI GLORY	2012	EXCEED AND EXCEL	2019	IRE	5,000	5,000	11	10	10	62,376	49,680
MAYSON	2008	INVINCIBLE SPIRIT	2014	ENG	6,000	4,000	5	4	3	62,100	48,300
CITYSCAPE	2006	SELKIRK	2015	ENG	5,000	4,000	1	1	1	62,100	62,100

[For a complete roster of all 143 sires with yearlings sold at 2021 European sales, please click here](#)

SECTION 4: SOUTHERN HEMISPHERE SEASON-END 2020/21 APEX

LEADING SOUTHERN HEMISPHERE SIRES WITH 2020/21 END-OF-SEASON APEX RATINGS

Five Australasian sires with 150+ year-starters had APEX A Runner indexes of 3.00+ at the end of the 2020/21 season for the seven seasons of racing since the beginning of the 2014/15 season. All five would be classified as members of the 'Old Guard': three-time Leading Sire **Redoute's Choice** (3.42) edges two-time Leading Sire **Fastnet Rock** (3.37), followed by four-time Leading Sire **Snitzel** (3.20) and New Zealand's six-time Leading Sire, **Savabeel** (3.10), with former shuttler **Teofilo** (3.09) rounding out the top five.

But the good news for breeders is not only that three of those five – Fastnet Rock, Snitzel, and Savabeel - are covering in Australasia in the 2021 season, but also that 12 of the other 15 sires with A Runner indexes of 2.00+ are from the four crops of sires whose first foals were born between 2013-2016, meaning they are still very much in their prime and usually still on the way up. Incidentally the powerful trio of older sires also at 2.00+ include **Not A Single Doubt** (2.73, retired), four-time runner-up as Leading Sire **I Am Invincible** (2.62), and another former Leading Sire, **Exceed And Excel** (2.29).

So You Think (2.43) is the sole representative of the F2013 sire crop to hit the top 20, and there are three F2014 sires: Western Australia sire **Gingerbread Man** (2.59); New Zealand's Waikato Stud's **Ocean Park** (2.41); and Coolmore's **Pierro** (2.03), who is the group's leading sire of A Runners (counted once each season they reach the A Runner earnings threshold in this case), with 35. There are five sires among the top 20 from the F2015 sire crop, headed by **Zoustar** (2.87) and **Dundeel** (2.77), and also including the resurgent **Shamus Award** (2.39), **Epaulette** (2.12), and Queensland's **Spirit of Boom** (2.12). Then there are three F2016 sires, whose first 4yo's raced last season: Darley's pair of **Shooting To Win** (2.45) and **Brazen Beau** (2.36), and New Zealand's **Charm Spirit** (2.06).

Older sires naturally dominate the list of leaders by number of A Runners, especially as all sires with first foals 2012 or earlier have all had seven full seasons of racing included in these figures, whereas sires with first foals 2013 and

later have had six or fewer progeny racing seasons. Snitzel (144) is the leading sire by number of A Runners 2014/15-2020/21, with Fastnet Rock (139) again runner-up on this list, followed by Savabeel (111), I Am Invincible (99), Not A Single Doubt (97), Redoute's Choice (91), and **Sebring** (86).

One of the parameters we set for sires to be assigned APEX ratings ([see this link for an explanation of APEX ratings](#)) is that they must have had 10 or more 3yo's of the last season covered, which in this case would be SH foals of 2017 for 3yo's in the 2020/21 season. We normally do this as we don't like rating sires with just 2yo's, but in this case that criterion means the Brazilian sire Drosselmeyer, who had a 3.91 A Runner Index at the end of the 2019/20 season, was not assigned APEX ratings at the end of the 2020/21 season as he did not cover in Brazil in 2016, so had no SH foals of 2017. He'll be back next season.

Three of the four South American sires with 2020/21 season-end A Runner indexes of 3.00+ stand in Argentina, namely F2015 **Fortify** (4.27), like Drosselmeyer a son of Distorted Humor; F2009 **Key Deputy** (3.78), by Deputy Minister; and F2016 **Remote** (3.41), by Dansili. **Agnes Gold** (3.48), a son of Sunday Silence who stood in Brazil, is the fourth. Argentine sires **Roman Ruler** (68) and **Equal Stripes** (64) are the top two sires by number of A Runners, ahead of Brazil's **Wild Event** (57).

For Australasia and South America we restrict the Top 20 lists to those sires which have had 150+ year-starters, but there are only 56 sires in South Africa which were assigned APEX ratings, so we have included them all for the Top 10 lists there. **Dynasty** (3.45), **Captain Al** (3.22), and **Silvano** (2.48) have now all died, but **Gimmethelight** (2.35), an Australian-bred son of More Than Ready and **Vercingetorix** (2.25), a son of Silvano, have emerged as the country's top young sires with 150+ year-starters. Captain Al (74), Dynasty (71), and Silvano (70) are far and away the leaders by number of A Runners, but F2016 Vercingetorix (2.06) tops the list by ABC Runner Index, which means he's getting a lot of horses which are paying their way.



Redoute's Choice, APEX Season-End 2020/2021 leading sire by A Runner Index.
Photo courtesy Arrowfield Stud.

APEX EARNINGS THRESHOLDS 2014/15 - 2020/21 (US\$)

A RNRS top 2%									
	Australia	N. Zealand	Argentina	Brazil	Chile	Peru	Uruguay	S. Africa	Hong Kong
2020-21	137,634	50,922	10,772	14,009	22,164	13,138	20,526	14,655	708,834
2019-20	114,639	49,267	15,113	16,592	24,426	13,798	25,510	16,361	636,340
2018-19	123,098	59,510	22,123	16,996	31,261	19,220	34,231	22,603	703,667
2017-18	122,386	65,592	36,054	21,299	31,233	22,657	36,035	25,030	596,239
2016-17	114,695	58,838	33,899	23,562	35,413	22,631	33,587	23,945	626,657
2015-16	105,940	49,533	38,032	18,718	31,180	23,775	25,519	21,476	584,397
2014-15	108,876	57,061	32,940	23,179	30,767	25,962	33,932	24,293	512,447
B RNRS next 2%									
	Australia	N. Zealand	Argentina	Brazil	Chile	Peru	Uruguay	S. Africa	Hong Kong
2020-21	89,707	35,747	7,354	9,681	16,280	7,935	15,010	11,146	458,216
2019-20	73,124	33,734	10,580	12,142	16,857	9,285	15,557	12,084	448,700
2018-19	79,795	41,742	15,158	11,803	22,633	12,342	20,617	17,416	425,465
2017-18	78,489	41,620	26,111	14,442	24,106	13,683	22,605	17,765	400,045
2016-17	73,142	37,292	24,693	16,769	25,215	14,947	20,616	17,047	412,677
2015-16	66,141	31,563	27,640	13,772	22,758	14,413	17,053	14,312	358,195
2014-15	69,396	36,871	25,151	16,028	22,513	15,992	22,610	17,317	369,141
C RNRS next 4%									
	Australia	N. Zealand	Argentina	Brazil	Chile	Peru	Uruguay	S. Africa	Hong Kong
2020-21	53,331	25,336	5,018	7,093	11,916	4,955	10,601	8,286	322,513
2019-20	44,832	21,008	7,399	9,206	12,290	6,131	11,195	8,773	315,747
2018-19	48,855	25,424	10,110	9,337	16,837	8,714	15,005	12,385	288,485
2017-18	48,108	26,701	18,286	11,106	17,950	8,709	16,044	12,955	278,102
2016-17	44,688	23,376	17,336	12,399	18,029	10,062	14,614	12,151	282,466
2015-16	39,301	20,063	19,618	10,037	16,289	9,337	12,232	10,220	255,289
2014-15	41,259	22,565	18,497	12,440	16,426	10,214	14,449	12,420	243,348
*Thru 8/2									

For a complete roster of all 239 sires with Season-End 2020/2021 APEX Ratings, [click here](#)

SEASON-END 2020/2021 APEX: AUSTRALIASIA

TOP 20 AUSTRALASIAN SIRES BY A RUNNER INDEX: 2014/15-2020/21

SIRE	YOB	HIS SIRE	ST	1 st Fls	Runners	A's	A Index	ABC's	ABC Index
REDOUTE'S CHOICE	1996	DANEHILL	DEAD	2001	1329	91	3.42	229	2.15
FASTNET ROCK	2001	DANEHILL	NSW	2006	2062	139	3.37	340	2.06
SNITZEL	2002	REDOUTE'S CHOICE	NSW	2007	2250	144	3.20	411	2.28
SAVABEEL	2001	ZABEEL	NZ	2006	1793	111	3.10	286	1.99
TEOFILO	2004	GALILEO	IRE	2010	582	36	3.09	87	1.87
ZOUSTAR	2010	NORTHERN METEOR	NSW	2015	628	36	2.87	88	1.75
DUNDEEL	2009	HIGH CHAPARRAL	NSW	2015	451	25	2.77	57	1.58
NOT A SINGLE DOUBT	2001	REDOUTE'S CHOICE	RETIRED	2006	1779	97	2.73	246	1.73
I AM INVINCIBLE	2004	INVINCIBLE SPIRIT	NSW	2011	1888	99	2.62	326	2.16
GINGERBREAD MAN	2007	SHAMARDAL	WA	2014	193	10	2.59	24	1.55
SHOOTING TO WIN	2011	NORTHERN METEOR	NSW	2016	286	14	2.45	32	1.40
SO YOU THINK	2006	HIGH CHAPARRAL	NSW	2013	1068	52	2.43	153	1.79
OCEAN PARK	2008	THORN PARK	NZ	2014	601	29	2.41	74	1.54
SHAMUS AWARD	2010	SNITZEL	VIC	2015	398	19	2.39	57	1.79
BRAZEN BEAU	2011	I AM INVINCIBLE	VIC	2016	275	13	2.36	28	1.27
EXCEED AND EXCEL	2000	DANEHILL	NSW	2005	1592	73	2.29	220	1.73
EPAULETTE	2009	COMMANDS	NSW	2015	449	19	2.12	50	1.39
SPIRIT OF BOOM	2007	SEQUALO	QLD	2015	614	26	2.12	61	1.24
CHARM SPIRIT	2011	INVINCIBLE SPIRIT	NZ	2016	194	8	2.06	19	1.22
PIERRO	2009	LONHRO	NSW	2014	861	35	2.03	122	1.77

TOP 20 AUSTRALASIAN SIRES BY NUMBER OF A RUNNERS

SIRE	YOB	HIS SIRE	ST	1 st Foals	Runners	A's	A Index	ABC's	ABC Index
SNITZEL	2002	REDOUTE'S CHOICE	NSW	2007	2250	144	3.20	411	2.28
FASTNET ROCK	2001	DANEHILL	NSW	2006	2062	139	3.37	340	2.06
SAVABEEL	2001	ZABEEL	NZ	2006	1793	111	3.10	286	1.99
I AM INVINCIBLE	2004	INVINCIBLE SPIRIT	NSW	2011	1888	99	2.62	326	2.16
NOT A SINGLE DOUBT	2001	REDOUTE'S CHOICE	RETIRED	2006	1779	97	2.73	246	1.73
REDOUTE'S CHOICE	1996	DANEHILL	DEAD	2001	1329	91	3.42	229	2.15
SEBRING	2005	MORE THAN READY	DEAD	2010	2198	86	1.96	285	1.62
EXCEED AND EXCEL	2000	DANEHILL	NSW	2005	1592	73	2.29	220	1.73
WRITTEN TYCOON	2002	IGLESIA	VIC	2008	2054	69	1.68	234	1.42
LONHRO	1998	OCTAGONAL	NSW	2005	1663	66	1.98	202	1.52
CHOISIR	1999	DANEHILL DANCER	RETIRED	2004	1817	55	1.51	175	1.20
SO YOU THINK	2006	HIGH CHAPARRAL	NSW	2013	1068	52	2.43	153	1.79
MAGNUS	2002	FLYING SPUR	VIC	2009	1425	43	1.51	151	1.32
MORE THAN READY	1997	SOUTHERN HALO	KY	2002	1572	43	1.37	151	1.20
STRATUM	2002	REDOUTE'S CHOICE	DEAD	2007	1204	42	1.74	135	1.40
DARCI BRAHMA	2002	DANEHILL	NZ	2008	1093	41	1.88	135	1.54
MEDAGLIA D'ORO	1999	EL PRADO	KY	2011	1028	40	1.95	150	1.82
PINS	1996	SNIPPETS	DEAD	2001	1046	38	1.82	128	1.53
TEOFILO	2004	GALILEO	IRE	2010	582	36	3.09	87	1.87
ZOUSTAR	2010	NORTHERN METEOR	NSW	2015	628	36	2.87	88	1.75
NICCONI	2005	BIANCONI	VIC	2011	1433	36	1.26	143	1.25

TOP 20 AUSTRALASIAN SIRES BY ABC RUNNER INDEX: 2014/15-2020/21

SIRE	YOB	HIS SIRE	ST	1 st Fls	Runners	A's	A Index	ABC's	ABC Index
SNITZEL	2002	REDOUTE'S CHOICE	NSW	2007	2250	144	3.20	411	2.28
I AM INVINCIBLE	2004	INVINCIBLE SPIRIT	NSW	2011	1888	99	2.62	326	2.16
REDOUTE'S CHOICE	1996	DANEHILL	DEAD	2001	1329	91	3.42	229	2.15
FASTNET ROCK	2001	DANEHILL	NSW	2006	2062	139	3.37	340	2.06
SAVABEEL	2001	ZABEEL	NZ	2006	1793	111	3.10	286	1.99
TEOFILO	2004	GALILEO	IRE	2010	582	36	3.09	87	1.87
MEDAGLIA D'ORO	1999	EL PRADO	KY	2011	1028	40	1.95	150	1.82
SO YOU THINK	2006	HIGH CHAPARRAL	NSW	2013	1068	52	2.43	153	1.79
SHAMUS AWARD	2010	SNITZEL	VIC	2015	398	19	2.39	57	1.79
ROGANO	2006	REDOUTE'S CHOICE	WA	2013	154	5	1.62	22	1.79
PIERRO	2009	LONHRO	NSW	2014	861	35	2.03	122	1.77
ZOUSTAR	2010	NORTHERN METEOR	NSW	2015	628	36	2.87	88	1.75
NOT A SINGLE DOUBT	2001	REDOUTE'S CHOICE	RETIRED	2006	1779	97	2.73	246	1.73
EXCEED AND EXCEL	2000	DANEHILL	NSW	2005	1592	73	2.29	220	1.73
TORONADO	2010	HIGH CHAPARRAL	VIC	2016	295	11	1.86	39	1.65
SEBRING	2005	MORE THAN READY	DEAD	2010	2198	86	1.96	285	1.62
DUNDEEL	2009	HIGH CHAPARRAL	NSW	2015	451	25	2.77	57	1.58
GINGERBREAD MAN	2007	SHAMARDAL	WA	2014	193	10	2.59	24	1.55
OCEAN PARK	2008	THORN PARK	NZ	2014	601	29	2.41	74	1.54
DARCI BRAHMA	2002	DANEHILL	NZ	2008	1093	41	1.88	135	1.54

TOP 20 AUSTRALASIAN SIRES BY NUMBER OF ABC RUNNERS

SIRE	YOB	HIS SIRE	ST	1 st Foals	Runners	A's	A Index	ABC's	ABC Index
SNITZEL	2002	REDOUTE'S CHOICE	NSW	2007	2250	144	3.20	411	2.28
FASTNET ROCK	2001	DANEHILL	NSW	2006	2062	139	3.37	340	2.06
I AM INVINCIBLE	2004	INVINCIBLE SPIRIT	NSW	2011	1888	99	2.62	326	2.16
SAVABEEL	2001	ZABEEL	NZ	2006	1793	111	3.10	286	1.99
SEBRING	2005	MORE THAN READY	DEAD	2010	2198	86	1.96	285	1.62
NOT A SINGLE DOUBT	2001	REDOUTE'S CHOICE	RETIRED	2006	1779	97	2.73	246	1.73
WRITTEN TYCOON	2002	IGLESIA	VIC	2008	2054	69	1.68	234	1.42
REDOUTE'S CHOICE	1996	DANEHILL	DEAD	2001	1329	91	3.42	229	2.15
EXCEED AND EXCEL	2000	DANEHILL	NSW	2005	1592	73	2.29	220	1.73
LONHRO	1998	OCTAGONAL	NSW	2005	1663	66	1.98	202	1.52
CHOISIR	1999	DANEHILL DANCER	RETIRED	2004	1817	55	1.51	175	1.20
SO YOU THINK	2006	HIGH CHAPARRAL	NSW	2013	1068	52	2.43	153	1.79
MAGNUS	2002	FLYING SPUR	VIC	2009	1425	43	1.51	151	1.32
MORE THAN READY	1997	SOUTHERN HALO	KY	2002	1572	43	1.37	151	1.20
MEDAGLIA D'ORO	1999	EL PRADO	KY	2011	1028	40	1.95	150	1.82
NICCONI	2005	BIANCONI	VIC	2011	1433	36	1.26	143	1.25
TAVISTOCK	2005	MONTJEU	DEAD	2011	1212	35	1.44	140	1.44
SMART MISSILE	2008	FASTNET ROCK	NSW	2013	1278	29	1.13	137	1.34
DARCI BRAHMA	2002	DANEHILL	NZ	2008	1093	41	1.88	135	1.54
STRATUM	2002	REDOUTE'S CHOICE	DEAD	2007	1204	42	1.74	135	1.40
SNITZEL	2002	REDOUTE'S CHOICE	NSW	2007	2250	144	3.20	411	2.28



*Sessions, leading Australasian F2016 sire by A Runner Index
Photo courtesy Oakland Park Stud*

AUSTRALASIAN SIRES WITH 1ST FOALS 2016 (4YO'S OF 2020/21)

SIRE	YOB	HIS SIRE	ST	1st Foals	Runners	A's	A Index	ABC's	ABC Index
SESSIONS	2009	LONHRO	WA	2016	87	6	3.45	12	1.72
SHOOTING TO WIN	2011	NORTHERN METEOR	NSW	2016	286	14	2.45	32	1.40
BRAZEN BEAU	2011	I AM INVINCIBLE	VIC	2016	275	13	2.36	28	1.27
CHARM SPIRIT	2011	INVINCIBLE SPIRIT	NZ	2016	194	8	2.06	19	1.22
TORONADO	2010	HIGH CHAPARRAL	VIC	2016	295	11	1.86	39	1.65
TIME FOR WAR	2011	SNITZEL	DEAD	2016	127	4	1.57	8	0.79
SACRED FALLS	2009	O'REILLY	DEAD	2016	192	6	1.56	20	1.30
SAFEGUARD	2010	EXCEED AND EXCEL	WA	2016	98	3	1.53	11	1.40
DEEP FIELD	2010	NORTHERN METEOR	NSW	2016	475	13	1.37	52	1.37
PROISIR	2009	CHOISIR	NZ	2016	185	5	1.35	20	1.35
PUISSANCE DE LUNE	2008	SHAMARDAL	VIC	2016	117	3	1.28	10	1.07
ATLANTE	2010	FASTNET ROCK	DEAD	2016	82	2	1.22	9	1.37
BETTER THAN READY	2009	MORE THAN READY	QLD	2016	335	8	1.19	36	1.34
RUBICK	2011	ENCOSTA DE LAGO	VIC	2016	365	8	1.10	34	1.16
HALLOWED CROWN	2011	STREET SENSE	NSW	2016	143	3	1.05	11	0.96
EL ROCA	2010	FASTNET ROCK	NZ	2016	155	3	0.97	10	0.81
ADELAIDE	2011	GALILEO	NSW	2016	118	2	0.85	10	1.06
THE BROTHERS WAR	2010	WAR FRONT	NSW	2016	67	1	0.75	4	0.75
WANDJINA	2011	SNITZEL	VIC	2016	280	4	0.71	19	0.85
ZEBEDEE	2008	INVINCIBLE SPIRIT	DEAD	2016	147	2	0.68	6	0.51
WHITTINGTON	2010	TALE OF THE CAT	QLD	2016	149	2	0.67	7	0.59
GHIBELLINES	2011	SHAMARDAL	NZ	2016	96	1	0.52	8	1.04
CLUSTER	2010	FASTNET ROCK	VIC	2016	96	1	0.52	3	0.39
DISSIDENT	2010	SEBRING	NSW	2016	398	4	0.50	22	0.69
OLYMPIC GLORY	2010	CHOISIR	FR	2016	162	1	0.31	4	0.31
SIDESTEP	2010	EXCEED AND EXCEL	QLD	2016	175	1	0.29	7	0.50
GOD HAS SPOKEN	2006	BLACKFRIARS	WA	2016	48	0	0	3	0.78
HAMPTON COURT	2011	REDOUTE'S CHOICE	DEAD	2016	34	0	0	1	0.37
ROCK HERO	2010	FASTNET ROCK	VIC	2016	36	0	0	1	0.35
WARHORSE	2009	GENERAL NEDIYM	VIC	2016	59	0	0	0	0
JIMMY CREED	2009	DISTORTED HUMOR	KY	2016	38	0	0	0	0
CRACKERJACK KING	2008	SHAMARDAL	VIC	2016	26	0	0	0	0



*I'm All The Talk, leading Australasian F2017 sire by A Runner Index
Photo courtesy Darling View Thoroughbreds*

AUSTRALASIAN SIRES WITH 1ST FOALS 2017 (3YO'S OF 2020/21)

SIRE	YOB	HIS SIRE	ST	1st Foals	Runners	A's	A Index	ABC's	ABC Index
I'M ALL THE TALK	2010	STRATUM	WA	2017	60	6	5.00	10	2.08
PANZER DIVISION	2011	REDOUTE'S CHOICE	NSW	2017	26	1	1.92	2	0.96
VANCOUVER	2012	MEDAGLIA D'ORO	NSW	2017	135	5	1.85	14	1.30
SWEYNESSE	2011	LONHRO	NZ	2017	55	2	1.82	6	1.36
CONTRIBUTER	2010	HIGH CHAPARRAL	NZ	2017	60	2	1.67	3	0.63
EXOSPHERE	2012	LONHRO	QLD	2017	93	3	1.61	4	0.54
REAL IMPACT	2008	DEEP IMPACT	JPN	2017	104	3	1.44	8	0.96
PRIDE OF DUBAI	2012	STREET CRY	NSW	2017	163	4	1.23	15	1.15
NOSTRADAMUS	2011	MEDAGLIA D'ORO	VIC	2017	51	1	0.98	2	0.49
PRESS STATEMENT	2012	HINCHINBROOK	NSW	2017	115	2	0.87	9	0.98
SPILL THE BEANS	2012	SNITZEL	DEAD	2017	174	3	0.86	17	1.22
HEADWATER	2012	EXCEED AND EXCEL	NSW	2017	145	2	0.69	13	1.12
KERMADEC	2011	TEOFILO	NSW	2017	77	1	0.65	4	0.65
RICH ENUFF	2011	WRITTEN TYCOON	VIC	2017	87	1	0.57	6	0.86
OUTREACH	2012	EXCEED AND EXCEL	NSW	2017	90	1	0.56	2	0.28
SUPER ONE	2012	I AM INVINCIBLE	NSW	2017	128	1	0.39	4	0.39
VALENTIA	2011	FASTNET ROCK	SA	2017	25	0	0	3	1.50
VESPA	2011	ELUSIVE CITY	NZ	2017	47	0	0	5	1.33
BULL POINT	2010	FASTNET ROCK	NSW	2017	56	0	0	3	0.67
TRUST IN A GUST	2010	KEEP THE FAITH	VIC	2017	28	0	0	1	0.45
FREE EAGLE	2011	HIGH CHAPARRAL	IRE	2017	31	0	0	1	0.40
JABALI	2011	EXCEED AND EXCEL	QLD	2017	32	0	0	1	0.39
WARRIOR'S REWARD	2006	MEDAGLIA D'ORO	PA	2017	60	0	0	1	0.21
MONGOLIAN KHAN	2011	HOLY ROMAN EMPEROR	NZ	2017	62	0	0	1	0.20
SCISSOR KICK	2011	REDOUTE'S CHOICE	FR	2017	74	0	0	1	0.17
READY FOR VICTORY	2012	MORE THAN READY	VIC	2017	37	0	0	0	0

For a complete roster of all 239 Australasian sires with Season-End 2020/2021 APEX Ratings, click here

SEASON-END 2020/2021 APEX: SOUTH AMERICA

TOP 20 SOUTH AMERICAN SIRES BY A RUNNER INDEX: 2014/15-2020/21

SIRE	YOB	HIS SIRE	ST	1 st Fls	Runners	A's	A Index	ABC's	ABC Index
FORTIFY	2010	DISTORTED HUMOR	ARG	2015	375	32	4.27	68	2.27
KEY DEPUTY	2000	DEPUTY MINISTER	ARG	2009	621	47	3.78	113	2.27
AGNES GOLD	1998	SUNDAY SILENCE	Brz	2009	646	45	3.48	108	2.09
REMOTE	2010	DANSILI	Arg	2016	205	14	3.41	32	1.95
EQUAL STRIPES	1999	CANDY STRIPES	ARG	2006	1091	64	2.93	164	1.88
FORESTRY	1996	STORM CAT	BRZ	2011	644	36	2.80	83	1.61
ECCLESIASTIC	2001	PULPIT	DEAD	2009	799	43	2.69	111	1.74
T. H. APPROVAL	2001	WITH APPROVAL	URU	2009	495	26	2.63	51	1.29
TEXAS FEVER	2005	VICTORY GALLOP	URU	2015	153	8	2.61	24	1.96
NO NAY NEVER	2011	SCAT DADDY	CHI	2016	155	8	2.58	24	1.94
ROMAN RULER	2002	FUSAICHI PEGASUS	DEAD	2009	1387	68	2.45	207	1.87
PUT IT BACK	1998	HONOUR AND GLORY	ARG	2004	805	38	2.36	94	1.46
SEEKING THE DIA	2001	STORM CAT	CHI	2010	805	37	2.30	93	1.44
YAZAMAAN	2004	GALILEO	PER	2011	397	18	2.27	35	1.10
WILD EVENT	1993	WILD AGAIN	DEAD	2003	1267	57	2.25	139	1.37
GRAND DADDY	2006	JOHANNESBURG	CHI	2013	541	24	2.22	73	1.69
MIDSHIPMAN	2006	UNBRIDLED'S SONG	CHI	2016	225	10	2.22	30	1.67
VERRAZANO	2010	MORE THAN READY	BRZ	2016	204	9	2.21	22	1.35
MASTERCRAFTSMAN	2006	DANEHILL DANCER	IRE	2011	1116	48	2.15	121	1.36
SALTO	2008	PIVOTAL	BRZ	2015	211	9	2.13	13	0.77

TOP 20 SOUTH AMERICAN SIRES BY NUMBER OF A RUNNERS

SIRE	YOB	HIS SIRE	ST	1 st Foals	Runners	A's	A Index	ABC's	ABC Index
EQUAL STRIPES	1999	CANDY STRIPES	ARG	2006	1091	64	2.93	164	1.88
WILD EVENT	1993	WILD AGAIN	DEAD	2003	1267	57	2.25	139	1.37
MASTERCRAFTSMAN	2006	DANEHILL DANCER	IRE	2011	1116	48	2.15	121	1.36
KEY DEPUTY	2000	DEPUTY MINISTER	ARG	2009	621	47	3.78	113	2.27
AGNES GOLD	1998	SUNDAY SILENCE	Brz	2009	646	45	3.48	108	2.09
ORPEN	1996	LURE	ARG	2001	1062	45	2.12	147	1.73
CATCHER IN THE RYE	2000	DANEHILL	DEAD	2005	1571	45	1.43	155	1.23
ECCLESIASTIC	2001	PULPIT	DEAD	2009	799	43	2.69	111	1.74
PUT IT BACK	1998	HONOUR AND GLORY	ARG	2004	805	38	2.36	94	1.46
SEEKING THE DIA	2001	STORM CAT	CHI	2010	805	37	2.30	93	1.44
FORESTRY	1996	STORM CAT	BRZ	2011	644	36	2.80	83	1.61
FORTIFY	2010	DISTORTED HUMOR	ARG	2015	375	32	4.27	68	2.27
GRAND REWARD	2001	STORM CAT	ARG	2007	939	31	1.65	96	1.28
EASING ALONG	1998	STORM CAT	DEAD	2004	1000	31	1.55	132	1.65
FIRST AMERICAN	1996	QUIET AMERICAN	DEAD	2001	672	28	2.08	88	1.64
T. H. APPROVAL	2001	WITH APPROVAL	URU	2009	495	26	2.63	51	1.29
PIONEERING	1993	MR. PROSPECTOR	RETIRED	2010	802	26	1.62	72	1.12
SEBI HALO	1998	SOUTHERN HALO	ARG	2006	1147	25	1.09	104	1.13
MANIPULATOR	2001	UNBRIDLED	ARG	2007	1270	25	0.98	95	0.94
EQUAL STRIPES	1999	CANDY STRIPES	ARG	2006	1091	64	2.93	164	1.88
WILD EVENT	1993	WILD AGAIN	DEAD	2003	1267	57	2.25	139	1.37

TOP 20 SOUTH AMERICAN SIRES BY ABC RUNNER INDEX: 2014/15-2020/21

SIRE	YOB	HIS SIRE	ST	1 st Fls	Runners	A's	A Index	ABC's	ABC Index
FORTIFY	2010	DISTORTED HUMOR	ARG	2015	375	32	4.27	68	2.27
KEY DEPUTY	2000	DEPUTY MINISTER	ARG	2009	621	47	3.78	113	2.27
AGNES GOLD	1998	SUNDAY SILENCE	Brz	2009	646	45	3.48	108	2.09
TEXAS FEVER	2005	VICTORY GALLOP	URU	2015	153	8	2.61	24	1.96
REMOTE	2010	DANSILI	Arg	2016	205	14	3.41	32	1.95
NO NAY NEVER	2011	SCAT DADDY	NSW	2016	155	8	2.58	24	1.94
EQUAL STRIPES	1999	CANDY STRIPES	ARG	2006	1091	64	2.93	164	1.88
ROMAN RULER	2002	FUSAICHI PEGASUS	DEAD	2009	1387	68	2.45	207	1.87
CITYSCAPE	2006	SELKIRK	ARG	2015	290	11	1.90	43	1.85
ECCLESIASTIC	2001	PULPIT	DEAD	2009	799	43	2.69	111	1.74
ORPEN	1996	LURE	ARG	2001	1062	45	2.12	147	1.73
GRAND DADDY	2006	JOHANNESBURG	CHI	2013	541	24	2.22	73	1.69
GREENSPRING	2005	ORIENTATE	ARG	2012	326	11	1.69	44	1.69
MIDSHIPMAN	2006	UNBRIDLED'S SONG	CHI	2016	225	10	2.22	30	1.67
EASING ALONG	1998	STORM CAT	DEAD	2004	1000	31	1.55	132	1.65
FIRST AMERICAN	1996	QUIET AMERICAN	DEAD	2001	672	28	2.08	88	1.64
SENIOR CANDY	2008	CANDY RIDE	ARG	2015	169	6	1.78	22	1.63
FORESTRY	1996	STORM CAT	BRZ	2011	644	36	2.80	83	1.61
NEWFOUNDLAND	2000	STORM CAT	CHI	2010	601	13	1.08	75	1.56
PUT IT BACK	1998	HONOUR AND GLORY	ARG	2004	805	38	2.36	94	1.46

TOP 20 SOUTH AMERICAN SIRES BY NUMBER OF ABC RUNNERS

SIRE	YOB	HIS SIRE	ST	1 st Foals	Runners	A's	A Index	ABC's	ABC Index
ROMAN RULER	2002	FUSAICHI PEGASUS	DEAD	2009	1387	68	2.45	207	1.87
EQUAL STRIPES	1999	CANDY STRIPES	ARG	2006	1091	64	2.93	164	1.88
CATCHER IN THE RYE	2000	DANEHILL	DEAD	2005	1571	45	1.43	155	1.23
ORPEN	1996	LURE	ARG	2001	1062	45	2.12	147	1.73
WILD EVENT	1993	WILD AGAIN	DEAD	2003	1267	57	2.25	139	1.37
EASING ALONG	1998	STORM CAT	DEAD	2004	1000	31	1.55	132	1.65
MASTERCRAFTSMAN	2006	DANEHILL DANCER	IRE	2011	1116	48	2.15	121	1.36
KEY DEPUTY	2000	DEPUTY MINISTER	ARG	2009	621	47	3.78	113	2.27
ECCLESIASTIC	2001	PULPIT	DEAD	2009	799	43	2.69	111	1.74
AGNES GOLD	1998	SUNDAY SILENCE	BRZ	2009	646	45	3.48	108	2.09
SEBI HALO	1998	SOUTHERN HALO	ARG	2006	1147	25	1.09	104	1.13
GRAND REWARD	2001	STORM CAT	ARG	2007	939	31	1.65	96	1.28
MANIPULATOR	2001	UNBRIDLED	ARG	2007	1270	25	0.98	95	0.94
PUT IT BACK	1998	HONOUR AND GLORY	ARG	2004	805	38	2.36	94	1.46
SEEKING THE DIA	2001	STORM CAT	CHI	2010	805	37	2.30	93	1.44
LIZARD ISLAND	2005	DANEHILL DANCER	ARG	2010	1161	21	0.90	93	1.00
HURRICANE CAT	2003	STORM CAT	ARG	2008	852	22	1.29	90	1.32
FIRST AMERICAN	1996	QUIET AMERICAN	DEAD	2001	672	28	2.08	88	1.64
SEATTLE FITZ	1999	FITZCARRALDO	ARG	2011	819	20	1.22	87	1.33
TUMBLEBRUTUS	2001	STORM CAT	CHI	2006	1071	16	0.75	84	0.98

SOUTH AMERICAN SIRES WITH 1ST FOALS 2016 (4YO'S OF 2020/21)

SIRE	YOB	HIS SIRE	ST	1st Foals	Runners	A's	A Index	ABC's	ABC Index
REMOTE	2010	DANSILI	ARG	2016	205	14	3.41	32	1.95
SUGGESTIVE BOY	2008	EASING ALONG	ARG	2016	112	7	3.13	15	1.67
NO NAY NEVER	2011	SCAT DADDY	CHI	2016	155	8	2.58	24	1.94
BUENOS DIAS	2005	PEINTRE CELEBRE	PER	2016	40	2	2.50	2	0.63
INVASOR	2002	CANDY STRIPES	URU	2016	85	4	2.35	7	1.03
MIDSHIPMAN	2006	UNBRIDLED'S SONG	CHI	2016	225	10	2.22	30	1.67
VERRAZANO	2010	MORE THAN READY	BRZ	2016	204	9	2.21	22	1.35
GRAND CANYON WAY	2011	GIANT'S CAUSEWAY	PER	2016	47	2	2.13	3	0.80
FRAGOTERO	2009	ROMAN RULER	ARG	2016	60	2	1.67	9	1.88
PORTAL DEL ALTO	2012	MALIBU MOON	ARG	2016	133	4	1.50	17	1.60
WENT THE DAY WELL	2009	PROUD CITIZEN	URU	2016	68	2	1.47	5	0.92
STRONG MANDATE	2011	TIZNOW	CHI	2016	170	4	1.18	18	1.32
RYDILLUC	2010	MEDAGLIA D'ORO	CHI	2016	45	1	1.11	1	0.28
VICTORY IS OURS	2009	NORTHERN AFLEET	BRZ	2016	98	2	1.02	6	0.77
MUSIC PARADE	1996	PARADE MARSHAL	-	2016	52	1	0.96	2	0.48
WIRED BRYAN	2011	STORMY ATLANTIC	BRZ	2016	110	2	0.91	9	1.02
EMMANUEL	2009	ROMAN RULER	ARG	2016	59	1	0.85	3	0.64
GEMOLOGIST	2009	TIZNOW	CHI	2016	264	4	0.76	17	0.80
HORSE GREELEY	2004	MR. GREELEY	ARG	2016	85	1	0.59	4	0.59
ECLIPTIC	2008	KINGMAMBO	CHI	2016	85	1	0.59	1	0.15
POSSE	2000	SILVER DEPUTY	URU	2016	179	2	0.56	18	1.26
GALICADO	2011	ASIATIC BOY	ARG	2016	85	0	0	7	1.03
POLYTECHNICIEN	2006	ROYAL ACADEMY	PER	2016	39	0	0	3	0.96
SABAYON	2010	ORPEN	ARG	2016	60	0	0	3	0.63
SCAT ROYAL	2011	SCAT DADDY	-	2016	41	0	0	2	0.61
KNOCKOUT	2010	SCAT DADDY	ARG	2016	80	0	0	3	0.47
SARDINERO	2008	MANIPULATOR	-	2016	29	0	0	1	0.43
MEMPHIS TENNESSEE	2008	HURRICANE RUN	-	2016	35	0	0	1	0.36
BILLION DOLLAR	2010	PUT IT BACK	-	2016	62	0	0	1	0.20
DONT WORRY	2009	SULTRY SONG	-	2016	35	0	0	0	0
ELLOS	2010	EXCHANGE RATE	-	2016	24	0	0	0	0
INDIAN MAHARAJA	2011	GALILEO	-	2016	25	0	0	0	0
MANIPULER	2009	GRAND REWARD	-	2016	25	0	0	0	0



Constitution, leading South American F2017 sire by APEX A Runner Index
Photo courtesy Winstar

SOUTH AMERICAN SIRES WITH 1ST FOALS 2017 (3YO'S OF 2020/21)

SIRE	YOB	HIS SIRE	ST	1st Foals	Runners	A's	A Index	ABC's	ABC Index
CONSTITUTION	2011	TAPIT	CHI	2017	99	8	4.04	20	2.53
UNBRIDLED COMMAND	2009	MASTER COMMAND	PER	2017	26	2	3.85	2	0.96
LE BLUES	2012	ROMAN RULER	ARG	2017	68	4	2.94	23	4.23
POWER WORLD	2009	DISTORTED HUMOR	-	2017	21	1	2.38	2	1.19
COURTIER	2012	PIONEEROF THE NILE	BRZ	2017	103	4	1.94	5	0.61
JOHN F KENNEDY	2012	GALILEO	ARG	2017	53	2	1.89	5	1.18
KUNG FU MAMBO	2009	GIANT'S CAUSEWAY	PER	2017	27	1	1.85	6	2.78
SEEK AGAIN	2010	SPEIGHTSTOWN	ARG	2017	54	2	1.85	6	1.39
COMPETITIVE EDGE	2012	SUPER SAVER	CHI	2017	89	3	1.69	13	1.83
ECOLOGO	2010	EASING ALONG	ARG	2017	31	1	1.61	4	1.61
TODO UN AMIGUITO	2008	MUTAKDDIM	ARG	2017	34	1	1.47	5	1.84
WINNING PRIZE	2009	PURE PRIZE	ARG	2017	43	1	1.16	6	1.74
INDIAN TRAIL	2012	INDIAN CHARLIE	-	2017	46	1	1.09	6	1.63
COSMIC TRIGGER	2012	LIZARD ISLAND	ARG	2017	48	1	1.04	4	1.04
THE FERRYMAN	2010	GALILEO	PER	2017	59	1	0.85	2	0.42
MIDAS TOUCH	2007	GALILEO	URU	2017	71	1	0.70	3	0.53
MR SPEAKER	2011	PULPIT	CHI	2017	94	1	0.53	6	0.80
LENOVO	2010	ROMAN RULER	ARG	2017	44	0	0	5	1.42
CATCH A FLIGHT	2010	GIANT'S CAUSEWAY	BRZ	2017	31	0	0	2	0.81
DISCREETLY MINE	2007	MINESHAFT	URU	2017	47	0	0	3	0.80
UNITARIAN	2010	PULPIT	URU	2017	24	0	0	1	0.52
CURIOSO JOHAN	2009	JOHANNESBURG	ARG	2017	30	0	0	1	0.42
FOREVER THING	2010	TAPIT	CHI	2017	66	0	0	0	0

For a complete roster of all 261 South American sires with Season-End 2020/2021 APEX Ratings, [click here](#)

SEASON-END 2020/2021 APEX: SOUTH AFRICA



*Dynasty, leading South African sire by A Runner Index
Photo courtesy Ridgemont Highlands*

TOP 10 SOUTH AFRICAN SIRES BY A RUNNER INDEX: 2014/15-2020/21

SIRE	YOB	HIS SIRE	ST	1 st Fls	Runners	A's	A Index	ABC's	ABC Index
DYNASTY	1999	FORT WOOD	DEAD	2006	1029	71	3.45	159	1.93
CAPTAIN AL	1996	AL MUFTI	DEAD	2002	1149	74	3.22	165	1.80
POTALA PALACE	2008	SINGSPIEL	SAF	2015	132	7	2.65	16	1.52
SILVANO	1996	LOMITAS	DEAD	2004	1413	70	2.48	178	1.57
TRIPPI	1997	END SWEEP	SAF	2009	997	47	2.36	127	1.59
GIMMETHEGREENLIGHT	2008	MORE THAN READY	SAF	2013	873	41	2.35	93	1.33
VERCINGETORIX	2009	SILVANO	SAF	2016	267	12	2.25	44	2.06
WILLOW MAGIC	2010	DUBAWI	SAF	2017	67	3	2.24	7	1.31
KINGSBARNES	2010	GALILEO	DEAD	2016	48	2	2.08	4	1.04
LOUIS THE KING	2010	BLACK MINNALOUSHE	SAF	2017	24	1	2.08	1	0.52

TOP 10 SOUTH AFRICAN SIRES BY NUMBER OF A RUNNERS

SIRE	YOB	HIS SIRE	ST	1 st Foals	Runners	A's	A Index	ABC's	ABC Index
CAPTAIN AL	1996	AL MUFTI	DEAD	2002	1149	74	3.22	165	1.80
DYNASTY	1999	FORT WOOD	DEAD	2006	1029	71	3.45	159	1.93
SILVANO	1996	LOMITAS	DEAD	2004	1413	70	2.48	178	1.57
TRIPPI	1997	END SWEEP	SAF	2009	997	47	2.36	127	1.59
GIMMETHEGREENLIGHT	2008	MORE THAN READY	SAF	2013	873	41	2.35	93	1.33
VAR	1999	FOREST WILDCAT	SAF	2006	1232	29	1.18	97	0.98
ORATORIO	2002	DANEHILL	SAF	2007	1183	25	1.06	80	0.85
IDEAL WORLD	2005	KINGMAMBO	SAF	2011	682	24	1.76	89	1.63
QUERARI	2006	OASIS DREAM	SAF	2012	828	23	1.39	68	1.03
WHAT A WINTER	2007	WESTERN WINTER	SAF	2014	651	21	1.61	62	1.19

TOP 10 SOUTH AFRICAN SIRES BY ABC RUNNER INDEX: 2014/15-2020/21

SIRE	YOB	HIS SIRE	ST	1st Foals	Runners	A's	A Index	ABC's	ABC Index
SILVANO	1996	LOMITAS	DEAD	2004	1413	70	2.48	178	1.57
CAPTAIN AL	1996	AL MUFTI	DEAD	2002	1149	74	3.22	165	1.80
DYNASTY	1999	FORT WOOD	DEAD	2006	1029	71	3.45	159	1.93
TRIPPI	1997	END SWEEP	SAF	2009	997	47	2.36	127	1.59
VAR	1999	FOREST WILDCAT	SAF	2006	1232	29	1.18	97	0.98
GIMMETHEGREENLIGHT	2008	MORE THAN READY	SAF	2013	873	41	2.35	93	1.33
IDEAL WORLD	2005	KINGMAMBO	SAF	2011	682	24	1.76	89	1.63
ORATORIO	2002	DANEHILL	SAF	2007	1183	25	1.06	80	0.85
QUERARI	2006	OASIS DREAM	SAF	2012	828	23	1.39	68	1.03
WHAT A WINTER	2007	WESTERN WINTER	SAF	2014	651	21	1.61	62	1.19
ELUSIVE FORT	2002	FORT WOOD	SAF	2011	753	14	0.93	62	1.03



*Silvano, leading sire by South African ABC Runners
Photo courtesy Maine Chance Farms*

TOP 10 SOUTH AFRICAN SIRES BY NUMBER OF ABC RUNNERS

SIRE	YOB	HIS SIRE	ST	1st Foals	Runners	A's	A Index	ABC's	ABC Index
SILVANO	1996	LOMITAS	DEAD	2004	1413	70	2.48	178	1.57
CAPTAIN AL	1996	AL MUFTI	DEAD	2002	1149	74	3.22	165	1.80
DYNASTY	1999	FORT WOOD	DEAD	2006	1029	71	3.45	159	1.93
TRIPPI	1997	END SWEEP	SAF	2009	997	47	2.36	127	1.59
VAR	1999	FOREST WILDCAT	SAF	2006	1232	29	1.18	97	0.98
GIMMETHEGREENLIGHT	2008	MORE THAN READY	SAF	2013	873	41	2.35	93	1.33
IDEAL WORLD	2005	KINGMAMBO	SAF	2011	682	24	1.76	89	1.63
ORATORIO	2002	DANEHILL	SAF	2007	1183	25	1.06	80	0.85
QUERARI	2006	OASIS DREAM	SAF	2012	828	23	1.39	68	1.03
WHAT A WINTER	2007	WESTERN WINTER	SAF	2014	651	21	1.61	62	1.19
ELUSIVE FORT	2002	FORT WOOD	SAF	2011	753	14	0.93	62	1.03

For a complete roster of all 56 South African sires with Season-End 2020/2021 APEX Ratings, [click here](#)

SECTION 5: HONG KONG SEASON-END 2020/21 APEX



*Galileo, leading sire by Hong Kong APEX AB Runner Index
Photo courtesy Coolmore Stud*

GALILEO, MIZZEN MAST TOP HONG KONG SIRES BY A+B RUNNER INDEX

Racing in Hong Kong, which operates on the Southern Hemisphere season, is as everybody knows different from major racing in the rest of the world: no breeding, horses imported mostly from Australasia, with a scattering of Northern Hemisphere-bred horses mixed in, and terrific prize money. 'A Runners' (top 2% earners) in Australasia well outpace those from the rest of Southern Hemisphere breeding countries (US\$137k in the 2020/21 season), but even they pale in comparison to Hong Kong, where the top 2% of runners last season earned US\$708k, and even B and C Runners there earned US\$458k and US\$322k respectively – which is why even G1 winners in Australasia find their way to Hong Kong.

Even though the cost of horses for Hong Kong can be very high, so are the earnings, and as such, instead of calculating just the A Runner Index we calculate an 'A+B Runner' Index for HK, and an ABC Index; all these horses are making money for their owners. Using the HK AB Runner Index,

covering racing as in the other SH countries from the beginning of the 2014/15 season through the end of the 2020/21 season and bearing in mind one horse can be an A, B, or C Runner every season it races, **Galileo** (6.52) and **Mizzen Mast** (6.52) tie for the top spot by HK AB Runner Index, each with six AB Runners from 23 year-starters, although Galileo logically gets the edge as five of his six were A Runners, whereas Mizzen Mast was three and three. **Deep Impact** (5.36), **Harbour Watch** (4.69), **Dandy Man** (4.63), and **Starcraft** (4.10) also register HK AB indexes over 4.00; all but Starcraft are Northern Hemisphere sires with therefore smaller representation. Starcraft (4 A's + 7 B's) is one of four sires with 11 AB Runners; the others are **Exceed And Excel** (9+2), **Holy Roman Emperor** (9+2), and New Zealand's **Darci Brahma** (5+6).

A total of 373 sires have had runners in HK over the last seven seasons, of which 148 had 15+ year-starters, which we used as the minimum to be ranked on the two Top 20 sire lists below.

SEASON-END 2020/2021 APEX: HONG KONG

TOP 20 SIRES BY HONG KONG AB RUNNER INDEX: (15+ YEAR-STARTERS 2014/15-2020/21)

SIRE	YOB	HIS SIRE	ST	1st Foals	HK RNRS	HK A RNRS	HK B RNRS	HK A+B	HK AB Index	HK C RNRS	HK C Index	HK ABC'S	ABC Index
GALILEO	1998	SADLER'S WELLS	2003	IRE	23	5	1	6	6.52	1	1.09	7	3.80
MIZZEN MAST	1998	COZZENE	2004	KY	23	3	3	6	6.52	0	-	6	3.26
DEEP IMPACT	2002	SUNDAY SILENCE	2008	DEAD	28	5	1	6	5.36	2	1.79	8	3.57
HARBOUR WATCH	2009	ACCLAMATION	2014	DEAD	16	3	0	3	4.69	0	-	3	2.34
DANDY MAN	2003	MOZART	2011	IRE	27	4	1	5	4.63	0	-	5	2.31
STARCRAFT	2000	SOVIET STAR	2007	VIC	67	4	7	11	4.10	4	1.49	15	2.80
STREET BOSS	2004	STREET CRY	2010	KY	20	3	0	3	3.75	1	1.25	4	2.50
HINCHINBROOK	2007	FASTNET ROCK	2012	DEAD	67	5	4	9	3.36	0	-	9	1.68
PIERRO	2009	LONHRO	2014	NSW	32	3	1	4	3.13	2	1.56	6	2.34
TEOFILO	2004	GALILEO	2009	IRE	50	5	1	6	3.00	2	1.00	8	2.00
SHAMARDAL	2002	GIANT'S CAUSEWAY	2007	DEAD	67	6	2	8	2.99	4	1.49	12	2.24
HIGHLY RECOMMENDED	2008	FASTNET ROCK	2014	NZ	17	0	2	2	2.94	0	-	2	1.47
SHOW A HEART	1997	BRAVE WARRIOR	2003	RETIRED	19	0	2	2	2.63	0	-	2	1.32
DENMAN	2006	LONHRO	2015	AUS	49	3	2	5	2.55	3	1.53	8	2.04
DUPORTH	2005	RED RANSOM	2011	QLD	49	2	3	5	2.55	5	2.55	10	2.55
LONHRO	1998	OCTAGONAL	2013	AUS	40	3	1	4	2.50	5	3.13	9	2.81
FALKIRK	2000	TALE OF THE CAT	2007	NZ	30	2	1	3	2.50	2	1.67	5	2.08
DARCI BRAHMA	2002	DANEHILL	2008	NZ	122	5	6	11	2.25	2	0.41	13	1.33
SIYOUNI	2007	PIVOTAL	2012	FR	25	0	2	2	2.00	0	-	2	1.00
REDOUTE'S CHOICE	1996	DANEHILL	2014	AUS	39	1	2	3	1.92	2	1.28	5	1.60
ZOUSTAR	2010	NORTHERN METEOR	2020	AUS	26	1	1	2	1.92	1	0.96	3	1.44
DUBAWI	2002	DUBAI MILLENNIUM	2007	ENG	26	0	2	2	1.92	1	0.96	3	1.44

TOP 20 SIRES BY HONG KONG ABC RUNNER INDEX: (15+ YEAR-STARTERS 2014/15-2020/21)

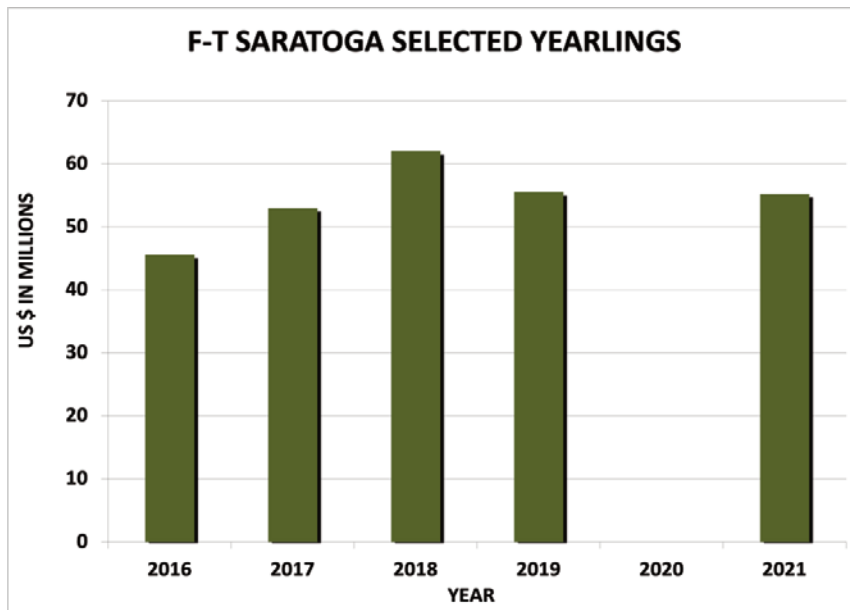
SIRE	YOB	HIS SIRE	ST	1st Foals	HK RNRS	HK A RNRS	HK B RNRS	HK A+B	HK AB Index	HK C RNRS	HK C Index	HK ABC'S	ABC Index
GALILEO	1998	SADLER'S WELLS	IRE	2003	23	5	1	6	6.52	1	1.09	7	3.80
DEEP IMPACT	2002	SUNDAY SILENCE	DEAD	2008	28	5	1	6	5.36	2	1.79	8	3.57
MIZZEN MAST	1998	COZZENE	KY	2004	23	3	3	6	6.52	0	-	6	3.26
STREET CRY	1998	MACHIAVELLIAN	DEAD	2004	31	0	1	1	0.81	6	4.84	7	2.82
LONHRO	1998	OCTAGONAL	AUS	2013	40	3	1	4	2.50	5	3.13	9	2.81
STARCRAFT	2000	SOVIET STAR	VIC	2007	67	4	7	11	4.10	4	1.49	15	2.80
DUPORTH	2005	RED RANSOM	QLD	2011	49	2	3	5	2.55	5	2.55	10	2.55
STREET BOSS	2004	STREET CRY	KY	2010	20	3	0	3	3.75	1	1.25	4	2.50
MAGNUS	2002	FLYING SPUR	VIC	2009	36	0	2	2	1.39	5	3.47	7	2.43
ZACINTO	2006	DANSILI	NZ	2013	21	0	1	1	1.19	3	3.57	4	2.38
HARBOUR WATCH	2009	ACCLAMATION	DEAD	2014	16	3	0	3	4.69	0	-	3	2.34
PIERRO	2009	LONHRO	NSW	2014	32	3	1	4	3.13	2	1.56	6	2.34
RED ELEMENT	2004	RED RANSOM	QLD	2011	16	0	1	1	1.56	2	3.13	3	2.34
DANDY MAN	2003	MOZART	IRE	2011	27	4	1	5	4.63	0	-	5	2.31
SHAMARDAL	2002	GIANT'S CAUSEWAY	DEAD	2007	67	6	2	8	2.99	4	1.49	12	2.24
DECLARATION OF WAR	2009	WAR FRONT	JPN	2015	17	1	0	1	1.47	2	2.94	3	2.21
FALKIRK	2000	TALE OF THE CAT	NZ	2007	30	2	1	3	2.50	2	1.67	5	2.08
DENMAN	2006	LONHRO	AUS	2015	49	3	2	5	2.55	3	1.53	8	2.04
TEOFILO	2004	GALILEO	IRE	2009	50	5	1	6	3.00	2	1.00	8	2.00
TIME THIEF	2005	REDOUTE'S CHOICE	SAF	2011	20	0	0	0	-	3	3.75	3	1.88

For a complete roster of all 373 sires with Hong Kong Season-End 2020/2021 APEX Ratings, [click here](#)

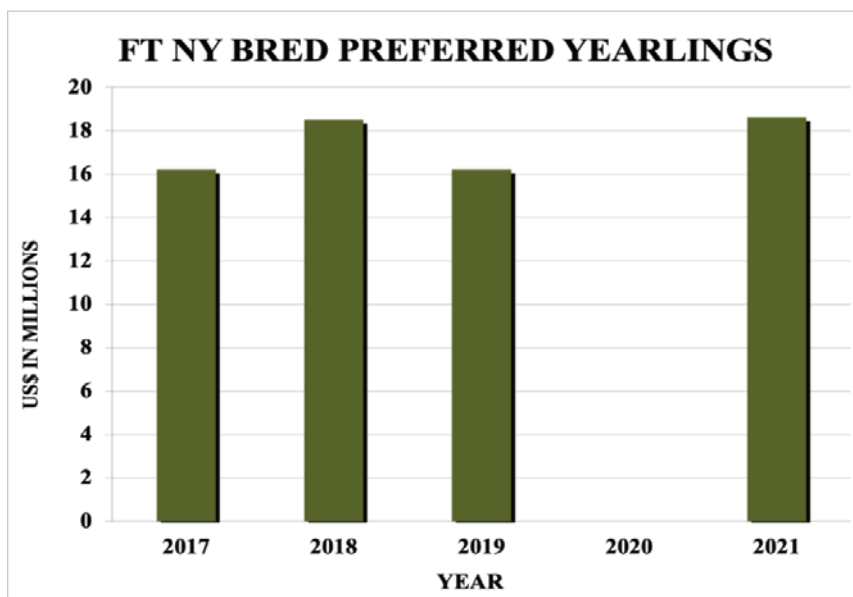
SECTION 6: WORLDWIDE SALES TICKER

NORTHERN HEMISPHERE YEARLINGS- FASIG-TIPTON, ARQANA, GOFFS

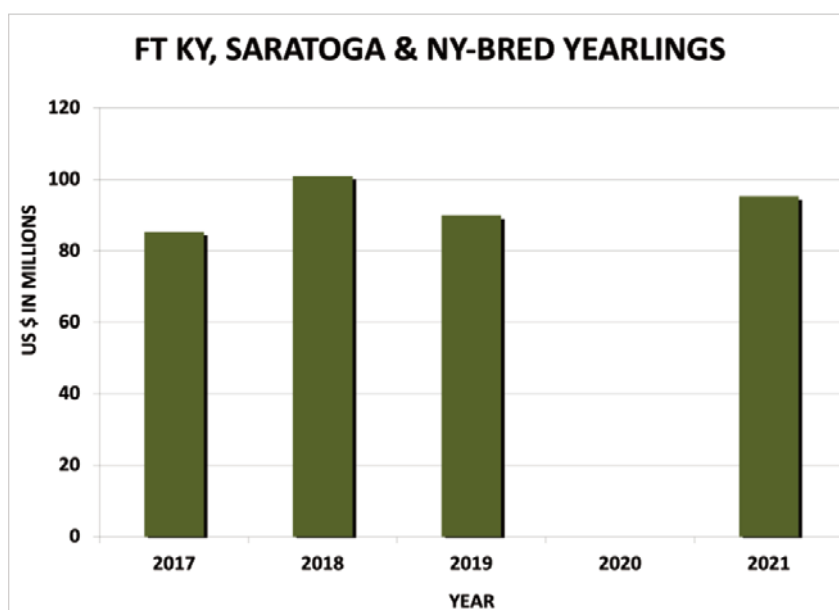
Through August 31, 2021



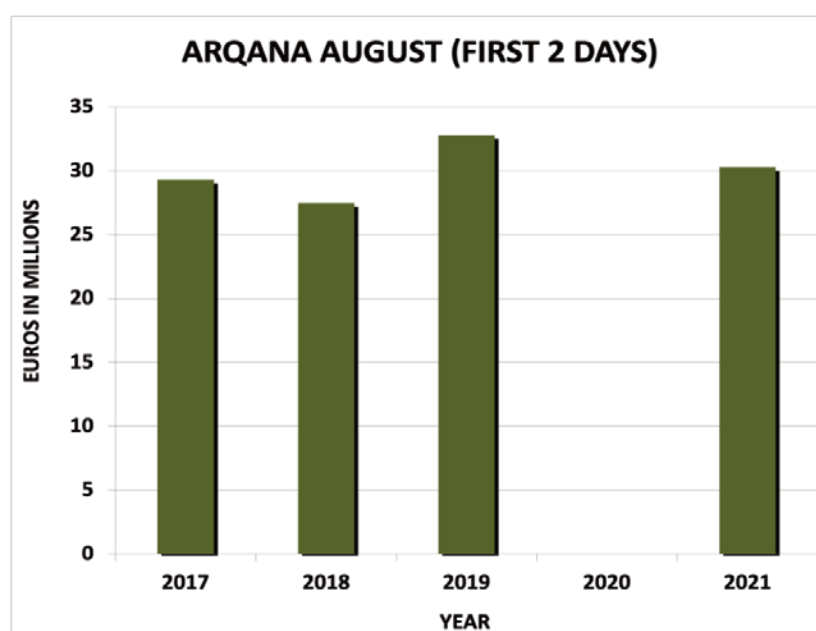
YEAR	CAT	RING	SOLD	% W/D	% S/R	% S/C	GROSS \$	AVG \$
2021	210	180	135	14.3%	75.0%	64.3%	55,155,000	408,556
2020	-	-	-	-	-	-	-	-
2019	223	182	135	18.4%	74.2%	60.5%	55,547,000	411,459
2018	255	216	170	15.3%	78.7%	66.7%	62,794,000	369,376
2017	224	194	156	13.4%	80.4%	69.6%	52,995,000	339,712



YEAR	CAT	RING	SOLD	% W/D	% S/R	% S/C	GROSS \$	AVG \$
2021	307	258	203	16.0%	78.7%	66.1%	18,566,500	91,461
2020	-	-	-	-	-	-	-	-
2019	332	266	186	19.9%	69.9%	56.0%	16,200,000	87,097
2018	327	263	172	19.6%	65.4%	52.6%	18,492,000	107,512
2017	296	244	182	17.6%	74.6%	61.5%	16,214,000	89,088



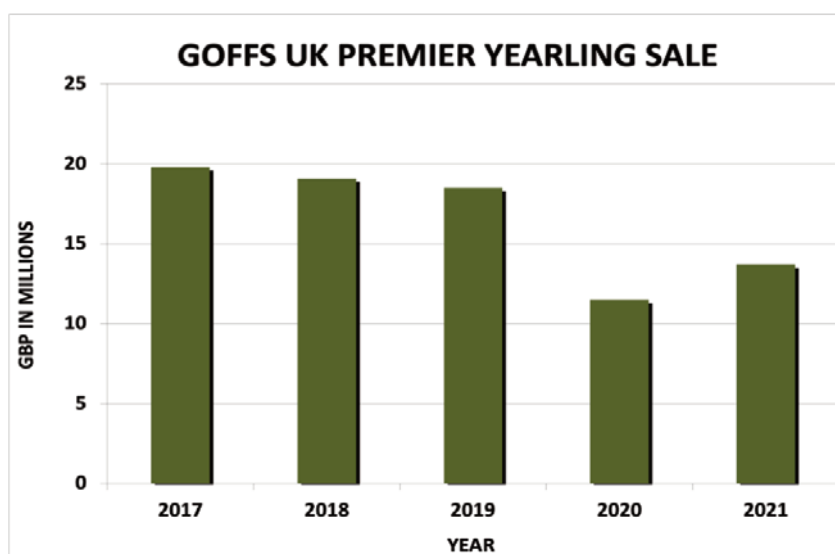
YEAR	CAT	RING	SOLD	% W/D	% S/R	% S/C	GROSS \$	AVG \$
2021	865	715	546	17.3%	76.4%	63.1%	95,330,000	174,597
2020	-	-	-	-	-	-	-	-
2019	936	748	523	20.1%	69.9%	55.9%	90,368,000	172,788
2018	931	761	538	18.3%	70.7%	57.8%	101,048,500	187,822
2017	817	682	510	16.5%	74.8%	62.4%	85,316,000	167,286



YEAR	CAT	RING	SOLD	% W/D	% S/R	% S/C	GROSS €	AVG €
2021	171	157	118	8.2%	75.2%	69.0%	30,342,000	257,136
2020	-	-	-	-	-	-	-	-
2019	158	143	113	9.5%	79.0%	71.5%	32,655,000	288,982
2018	170	158	117	7.1%	74.1%	68.8%	27,449,000	234,607
2017	174	160	122	8.0%	76.3%	70.1%	29,281,000	240,008



YEAR	CAT	RING	SOLD	% W/D	% S/R	% S/C	GROSS €	AVG €
2021	500	453	342	9.4%	75.5%	68.4%	43,256,500	126,481
2020	-	-	-	-	-	-	-	-
2019	485	443	341	8.7%	77.0%	70.3%	47,823,000	140,243
2018	484	448	338	7.4%	75.4%	69.8%	40,320,000	119,290
2017	478	435	337	9.0%	77.5%	70.5%	42,472,000	126,030



YEAR	CAT	RING	SOLD	% W/D	% S/R	% S/C	GROSS £	AVG £
2021	387	366	326	5.4%	89.1%	84.2%	13,334,400	40,903
2020	423	403	339	4.7%	84.1%	80.1%	11,528,500	34,007
2019	469	448	398	4.5%	88.8%	84.9%	18,498,000	46,477
2018	501	473	420	5.6%	88.8%	83.8%	19,066,500	45,396
2017	471	443	391	5.9%	88.3%	83.0%	19,822,750	50,698

SECTION 7: BILL'S TWEETS



Bill Oppenheim @biloppenheim · Jul 31

...

Midyear 2021 Northern Hemisphere APEX Sire Ratings, now available in the August issue of Thoroughbred Market Report. Email emily.plant@gmail.com for more information. Galileo, Dubawi, Frankel top 3 plus 20 sires going the right way @coolmorestud @DarleyStallions @JuddmonteFarms



Bill Oppenheim @biloppenheim · Aug 1

...

A good day yesterday for @AirdrieStud Upstart, with turf BTW Founder & dirt GSP Masqueparade, close 3rd G2 Jim Dandy & Edie Meeny Miny Mo, 2nd G3 Monmouth Oaks, all 2 turns, now #5 cumulative 2nd-crop sire. By @claibornefarm Flatter, he won G2 Holy Bull & placed in 6 G1's.



Bill Oppenheim @biloppenheim · Aug 1

...

Written Tycoon Australia's 2020/21 Champion Sire, with I Am Invincible getting up in the shadow of the post to nip Not A Single Doubt for his 4th consecutive second- his turn is coming @YulongInvestme1 @yarramanpark @ArrowfieldStud. 4-time champion Snitzel 4th ... more



Bill Oppenheim @biloppenheim · Aug 1

...

Australasia 2020/21 sires cont - 5-6 were @CoolmoreAus So You Think & Fastnet Rock. Zoustar 7, also over A\$12m @widdenstud. NZ: @WaikatoStud Savabeel champion 7th straight season. Fastnet Rock #2 NZ, #3 Per Incanto @littleavondale. Young sires next.



Bill Oppenheim @biloppenheim · Aug 1

...

Australasia young sires: @NewgateFarm 1-2-3 with 1st-crop record-breakers Extreme Choice & Capitalist plus #3 Flying Artie. Shalaa, Star Turn, Frosted, Maurice all also A\$900k+ @ArrowfieldStud @VineryStud @DarleyAus. Vinery's Headwater top 2nd-crop sire.



Bill Oppenheim @biloppenheim · Aug 2

...

Top 5 NA/EU F2017 sires with 1st 4yo's 2021 by number of APEX A Runners/ABC Runners: Constitution 25/66, American Pharoah 24/69, Night of Thunder 17/43, Gleneagles 13/39, Liam's Map 13/38. Email emily.plant@gmail.com to learn more about 679 NA/EU/JP sires with APEX sire ratings.



Bill Oppenheim @biloppenheim · Aug 6

...

Sometimes sires need to leave Ky to flourish, and Stay Thirsty's 1st CA crop after 5 seasons @coolmoreamerica is doing just that - he's #3 NA sire of 2yo's going into this weekend, has 1 in the G2 Sorrento tonight & 2 in the G2 Best Pal tomorrow. Good buy for @Lovacres_Ranch



Bill Oppenheim @billoppenheim · Aug 8

...

2021 Freshman sires-NA: #1 Gun Runner now 9 wnr's incl G2Wc Pappacap; new #4 Mohaymen, a Tapit \$2.2m 1/2-fr to New Year's Day, now 8 wnr's incl G2Wf Elm Drive. Sire won 1st 5 starts, 4 G2 incl Holy Bull, Fountain of Youth @Three_Chimneys @ShadwellStud. Next: EU



Bill Oppenheim @billoppenheim · Aug 8

...

EU Freshman sires: #1 Cotai Glory & new #3 Galileo Gold (after Ebro River won G1 Phoenix) both @HoStud along with Mehmas. Galileo Gold won G1 Eng 2000, St. James's Palace, 2nd Irish 2000, Sussex. Caravaggio listed #2 NA but really #2 EU with 14 wnr's, 3 BTW, 1 G3W @coolmorestud



Bill Oppenheim @billoppenheim · Aug 9

...

Gun Runner won G2 Risen Star & LA Derby, 3rd Ky Derby, then won 6 G1's starting w/ the Clark H later at 3. After 2nd to Arrogate in the Dubai World Cup he won 5 straight G1's, in all ran Beyer 110+ 7 times. He was a great bet for sire success @Three_Chimneys @djfiske @ejplantain



Bill Oppenheim @billoppenheim · Aug 10

...

May I add my congratulations to @ddelgado64 for the accolade extended to her by Sports Business Journal. I've been on the 'big board' @BreedersCup since 2008 (I know, that long?) and have collaborated with and learned from Dora a fair few times. And what a role model.



Bill Oppenheim @billoppenheim · Aug 11

...

Talk about picking up where you left off - @FasigTiptonCo Saratoga had 135 sell for \$55,135,000 & average \$408,556; in 2019, there were 135 sold for \$55,547,000, averaging \$411,459 - gross & average both within 1%, so essentially the same. Big results as \$400k is tough to match.



Bill Oppenheim @billoppenheim · Aug 11

...

1st crop sire averages @FasigTiptonCo Saratoga, unofficial, 3+ sold: Justify 4/\$567,500 (6 n/s); City of Light 7/\$427,857; Bolt D'Oro 10/\$406,000; Good Magic 7/\$362,857; Army Mule 3/\$358,333 @coolmorestud @LanesEndFarms @spendthriftfarm @HillnDaleFarm. Market liked!



Bill Oppenheim @billoppenheim · Aug 14

...

1st crop SW last 2 days: EU-2f Tardis (Time Test); 2f Head Mistress (Profitable, SW#2), 2c Masakela (El Kabeir, SW#2); NA-2c High Oak (Gormley) G2 Saratoga Special, 2nd 2c Gunite (Gun Runner, GSH#3) @NatStudStallion @DarleyEurope @YeomanstownStud @spendthriftfarm @Three_Chimneys



Bill Oppenheim @billoppenheim · Aug 15

...

The 2-day [@InfoArqana](#) select portion of the August Sale grossed €30.3m and averaged €257,136, down 8% & 11% from 2019. But from 2015: €31.4m, €29.8m, €29.2m, €27.4m, €32.8m. Avg gross 2015-2019: €30.1m. This sale was right in line.



Bill Oppenheim @billoppenheim · Aug 18

...

This week's sales: [@FasigTiptonCo](#) NY-breds 66% sold/cat, +10% from 2019. Gross +15%, avg +5%. All 3 Fasig summer sales: 546 sold (63.0% sold/cat, +6% vs 2019), gross \$95,329,500 (+5%), avg \$174,596 (+1%). 3 sales 2018 grossed \$101m, avg \$187k but they'll be thrilled with \$95m.



Bill Oppenheim @billoppenheim · Aug 18

...

This week's sales: [@InfoArqana](#) 4 days, 2 books: 342 sold (68.3% sold/cat), gross €43,141,500, avg €126,144. Gross -8%, avg -9% from 2019 but that broke all records. Gross by year: 2021- €43.1m; 2019- €47.1m; 2018- €40.3m; 2017- €42.4m; 2016- €43.3m. They're quite happy too



Bill Oppenheim @billoppenheim · Aug 18

...

So the 3 major [@FasigTiptonCo](#) yearling sales grossed \$95m '21, \$90m '19, \$101m '18. [@InfoArqana](#) August grossed €43m '21, €47m '19, €40m '18. The NA/EU auction yearling market has returned with single-digit percentage changes from 2018-2019. Market smiling, happy/relieved.



Bill Oppenheim @billoppenheim · Aug 25

...

Doncaster's [@GoffsUK](#) yearling sale reported increases vs '20 but more relevant, compare with '19: # catalogued -17% so if avg remained £46,519 gross would be £15.3m (was £13.3m, -14%). Avg £40,912 was -12%; in '19 [@ShadwellStud](#) spent ~£2m. Their absence accounts for entire drop.



Bill Oppenheim @billoppenheim · Sep 4

...

Max Player becomes G1 winner #3 for F2017 Honor Code, tying him with barnmate Liam's Map & American Pharoah among his sire class. Big statement. [@LanesEndFarms](#) [@coolmoreamerica](#)



Bill Oppenheim @billoppenheim · 18h

...

Make that 2 G2 winners and now a G1 winner for top 1st-crop sire [@Three_Chimneys](#) [@DJFiske](#) Gun Runner & he has live runners in both 2yo G1's tomorrow. Our numbers said going in he had a 78% chance of being a top 10% sire and boy is he doing it [@ejplantain](#)