

Thoroughbred Market Report



Editor – Bill Oppenheim, bopp@billoppenheim.com

Managing Editor – Emily J Plant PhD, emily@billoppenheim.com

Worldwide Sales Ticker – Brianne Stanley, bristanley1@gmail.com

Copyright 2025: The Bill Oppenheim Group

For subscription information go to www.billoppenheim.com
or contact info@billoppenheim.com

Thoroughbred Market Report

SEPTEMBER 2025



Keeneland September 2025 saw 3,048 yearlings trade hands for a record-setting gross of \$531,167,400.

Photo courtesy Keeneland

SECTION 1: NORTH AMERICAN SIRES	1
North American Leading Sires of Yearlings	2
North American Sales Ticker	5
SECTION 2: EUROPEAN SIRES	7
APEX: Leading European Sires in North America	7
European Sales Ticker	8
SECTION 3: WOOTTON BASSETT'S LEGACY	10
SECTION 4: BILL'S TWEETS	13

IN THIS ISSUE

- The record-shattering **Keeneland September Yearling Sale** saw a mind-blowing \$103 million increase in gross to \$531 million and counting, the first thoroughbred sale anywhere in the world to gross over \$500-million and a 24% increase from last year's \$428 million. The average rose 18% to another record \$174,268. Nonetheless the clearance rate from the catalogue remained at 65%, which consisted of 59% for Week 1, 71% for Books 3-5A, and 53% for Book 5B, the same as for Book 6 in 2024. The number of seven-figure yearlings at Keeneland was 56, making it 81 this year including Saratoga's 25, a 69% increase over 2024.
- Gun Runner's yearlings have averaged nearly \$1 million so far this year (48/\$994,479), making him the **leading NA sire by yearling average**. Into Mischief (51/\$806,764), leading 1st-crop sire Flightline (55/\$749,083), Not This Time (70/\$696,978), Tapit (18/\$629,444), and Curlin (35/\$541,142) have also averaged over \$500,000.
- **Ten of the 'first eleven' among the super-promising F2024 sire group averaged \$100,000+** and #11 Olympiad averaged \$98,582. As expected Flightline (55/\$749,083) leads the group, with Life Is Good (71/\$323,408) #2 and Jackie's Warrior (66/\$254,081) #3. Corniche (55/\$196,109) was the commercial over-achiever with honorable mention to Early Voting (56/\$146,535). Considering these eleven 1st-crop sires accounted for 27% (815) of the 3,048 yearlings sold we continue to believe the weight of these numbers will eventually translate to value for race horse owners. Drain The Clock (62/\$85,638 off a \$10,000 fee) had the best results among sires who went to stud in 2023 for under \$25,000.
- For those intending to be active at the upcoming European yearling and Horses of Racing Age sales, **North American A Runner indexes for European sires**; which European sires have done well in North America?
- The Legacy of **Wootton Bassett**, who sadly died this week in Australia aged 17.
- Bill's Tweets

To learn more about the Thoroughbred Market Report please visit
<https://billoppenheim.com/abouttmtmr.php> or email emily@billoppenheim.com

SECTION 1: NORTH AMERICAN SIRE YEARLING AVERAGES



*Keeneland September \$3.3M sale topper
Hip 177 Gun Runner x Thoughtfully (Tapit)
Consigned by Hill'n'Dale Xalapa, Agent
Purchased by MV Magnier/White Birch/Winchell Thoroughbreds*

KEENELAND SEPTEMBER GROSS UP BY OVER \$100 MILLION

In 2024, at Saratoga plus Keeneland Book 1, a total of 358 yearlings grossed \$201,725,000 and averaged \$563,477. Saratoga again set the tone this year, when 160 yearlings sold for \$100,715,000 – the first time the sale grossed over \$100-million – and averaged \$629,469, increases of 23% and 18% respectively, and including 25 \$1-million-plus yearlings, versus 12 last year. Then Keeneland Book 1 had 217 yearlings sell for a total of \$144,185,000, an average of \$664,447. Combined, Saratoga plus Keeneland Book 1 grossed \$244,900,000 and averaged \$649,602. Keeneland sold a total of 56 seven-figure yearlings through the sale, versus 36 last year, meaning at the two sales combined 81 yearlings sold for seven figures, a 69% increase over the 48 seven-figure yearlings at the two sales in 2024.

It's challenging to come up with superlatives to describe the 2025 North American yearling market; 3,564 yearlings had sold through the end of Keeneland, of which 86% (3,048) sold at Keeneland September the last two weeks. The headline has to be that, following a record \$428 million in 2024, this year's Keeneland September Sale saw an increase in gross of over \$103 million to become the first thoroughbred sale ever to total over \$500 million with gross receipts (including post-sale transactions through the end of the sale; there have been more added in since) of \$531,167,400 for an average – for over 3,000 horses sold, mind – of \$174,268. What an achievement. It's one thing to say a sale is up 24% in gross but when you realize that 24% translates to \$103 million – well, it's quite

staggering, really.

The sale was consistent in certain respects and in particular when we look at the clearance rate from the number catalogued, which divides up into three sections. We'll mention again that we no longer consider the percentage sold from those offered in the ring to be a reliable indicator of what's happening in the market. For those that sold either in the ring or post-sale, the average price was up 18%. For many years the normal withdrawal rate was 10% but with the advent of the repository and now the number of horses who are scratched on the day due to lack of interest and/or no vets the withdrawal rate at Keeneland September the last two years has been right at 20% and with around 82% of those offered in the ring being sold, the percentage sold/catalogued has been right around 65%. So sellers were paid on the average 18% more for the horses which were sold, but only a little less than two of every three catalogued did actually get sold. That tempers profit margins.

In Books 1 & 2 – Week 1 – the percentage is even lower: this year, 59.1% of the yearlings catalogued to Books 1 & 2 were sold, which was at least an improvement over last year, when the percentage was 56.7%. That increase in percentage came mostly in Book 1, where 60.1% of those catalogued sold versus 54.8% last year, whereas in Book 2 it was 58.7% this year versus 58.1% in 2024. In any case two of every five yearlings catalogued to Books 1 & 2 do not get sold. Even if you subtract the previously normal 10% withdrawals fewer than two out of three are sold.

You have to hit home runs in this business no matter what; fortunately, the last two weeks, plenty of breeders did.

Historically the clearance rate improves in the sale's second week and so it proved again this year, when 66.8% of the yearlings catalogued were sold, more than seven percentage points higher than Week 1. But there is a wrinkle here, which is what used to be known as Book 6 but was re-christened as Book 5B this year, evidently so that people could avoid having a yearling in Book 6. Didn't really make that much difference. In Books 3, 4, and 5A there were 2,527 yearlings catalogued of which 1,807 sold – 71.2% (69.2% in Book 3, 70.9% in Book 4, and 73.6% in Book 5A). Last year Keeneland catalogued 789 yearlings in Book 6, of which 53.2% sold. This year the number of yearlings catalogued in Book 5B went up to 1,014 catalogued – accounting for about 80% of the increase in the total number catalogued to the whole sale. But the percentage sold from the catalogue: 53.2%. Calling it Book 5B instead of Book 6 didn't increase the clearance rate at all. If they're going to catalogue over

1,000 horses to what used to be Book 6 they'd really be better off just making it a separate sale: Keeneland September 2, for example. Keeneland September would look even more spectacular – and it would probably more accurately reflect the real market – if it was actually nearly 3,700 yearlings in Books 1-5A, which grossed over \$520 million and averaged over \$200,000.

Ultimately, of course, you have to ask the question: where is all this money coming from? Keeneland up \$103-million, the North American yearling market up \$126-million overall. Sure, the 100% depreciation helps, but maybe more in the middle market than right at the top. Here's another statistic: it's estimated there are now more than 3,000 billionaires in the world, two-thirds more than there were 10 years ago. And another estimated 12,000 people are worth \$500 million or more. If just one-tenth of one percent of them decide they'd like to get into the thoroughbred business, that's 15 new people for whom a million-dollar horse would very much qualify as disposable income.

LEADING SIRES AND THE CLASS OF 2024 (1ST-CROP YEARLING SIRES)

At the North American yearling sales we've covered through the end of Keeneland September, six sires have compiled averages of over \$500,000. **Gun Runner**, the heir apparent, has had 48 yearlings sell for an average of \$994,479 and a median of \$812,500. Six-time leading sire **Into Mischief** has had 51 sell for an average of \$806,674, while leading first-crop sire and wunderkind **Flightline** has had 55 yearlings from his first crop average \$749,083. **Not This Time** is threatening Gun Runner as North America's #2 sire and in fact has now displaced Gun Runner in the #2 spot behind Into Mischief on the General Sire List and is the current #1 sire of 2-year-olds. He's had 70 yearlings average \$696,978 and his \$612,500 median slightly edges

out Into Mischief and Flightline, both with \$600,000 medians. Three-time champion sire and current leading broodmare sire **Tapit** has had 18 yearlings average \$629,444. **Curlin** has had 35 yearlings average \$541,142. Seven more sires have averaged \$300,000+: **Quality Road** (30/\$427,833), **Nyquist** (45/\$405,333), **Justify** (47/\$373,728), **Good Magic** (63/\$332,039), #2 first-crop sire **Life Is Good** (71/\$323,408), **Uncle Mo** (77/\$317,961), and **Constitution** (64/\$317,437).

NORTH AMERICAN SIRE YEARLING AVERAGES, 52 SIRES WITH 2+ SOLD, \$80K+ AVG PRICE

Thru September 22, 2025- Sires with 2 or more yearlings sold 80k+ average

SIRE NAME	YOB	HIS SIRE	FFLS	ST	2025 FEE	2023 FEE	# RING	# SOLD	US\$ AVG	US\$ MED	'24 US\$ AVG
GUN RUNNER	2013	CANDY RIDE	2019	KY	250,000	PVT	55	48	994,479	812,500	525,987
INTO MISCHIEF	2005	HARLAN'S HOLIDAY	2010	KY	250,000	250,000	61	51	806,764	600,000	546,721
FLIGHTLINE	2018	TAPIT	2024	KY	150,000	200,000	63	55	749,083	600,000	-
NOT THIS TIME	2014	GIANT'S CAUSEWAY	2018	KY	175,000	135,000	80	70	696,978	612,500	357,787
TAPIT	2001	PULPIT	2006	KY	185,000	185,000	24	18	629,444	550,000	442,030
CURLIN	2004	SMART STRIKE	2010	KY	225,000	225,000	43	35	541,142	500,000	578,750
QUALITY ROAD	2006	ELUSIVE QUALITY	2012	KY	150,000	200,000	36	30	427,833	462,500	303,009
NYQUIST	2013	UNCLE MO	2018	KY	175,000	55,000	60	45	406,333	360,000	293,959
JUSTIFY	2015	SCAT DADDY	2020	KY	250,000	100,000	69	47	373,728	325,000	326,254
GOOD MAGIC	2015	CURLIN	2020	KY	125,000	50,000	82	63	332,039	230,000	226,618
LIFE IS GOOD	2018	INTO MISCHIEF	2024	KY	75,000	100,000	83	71	323,408	275,000	-
UNCLE MO	2008	INDIAN CHARLIE	2013	DEAD	125,000	150,000	96	77	317,961	250,000	338,479
CONSTITUTION	2011	TAPIT	2017	KY	110,000	110,000	72	64	317,437	225,000	330,171
SPEIGHTSTOWN	1998	GONE WEST	2006	DEAD	-	80,000	17	12	296,535	225,000	209,086
JACKIE'S WARRIOR	2018	MACLEAN'S MUSIC	2024	KY	25,000	50,000	82	66	254,081	190,000	-
CANDY RIDE	1999	RIDE THE RAILS	2006	KY	75,000	75,000	33	28	240,113	162,500	140,546
GHOSTZAPPER	2000	AWESOME AGAIN	2007	KY	PVT	75,000	22	18	239,000	167,500	169,631
MEDAGLIA D'ORO	1999	EL PRADO	2006	KY	75,000	100,000	30	26	231,537	227,500	290,068
TWIRLING CANDY	2007	CANDY RIDE	2013	KY	60,000	60,000	54	39	203,358	150,000	143,737
MCKINZIE	2015	STREET SENSE	2022	KY	75,000	30,000	66	55	196,127	150,000	156,159
CORNICHE	2019	QUALITY ROAD	2024	KY	15,000	30,000	62	55	196,109	150,000	-
VIOLENCE	2010	MEDAGLIA D'ORO	2015	KY	30,000	40,000	26	17	191,941	150,000	103,880
STREET SENSE	2004	STREET CRY	2009	KY	50,000	75,000	37	32	188,640	115,000	153,794
VEKOMA	2017	CANDY RIDE	2022	KY	35,000	15,000	73	62	182,632	150,000	141,841
LIAM'S MAP	2011	UNBRIDLED'S SONG	2017	KY	40,000	40,000	73	58	178,043	155,000	168,072
YAUPON	2017	UNCLE MO	2023	KY	25,000	30,000	88	78	176,820	150,000	169,830
MAXFIELD	2017	STREET SENSE	2023	KY	40,000	40,000	50	39	174,858	150,000	203,056
PRACTICAL JOKE	2014	INTO MISCHIEF	2019	KY	75,000	25,000	84	64	174,093	122,500	156,901
BEAU LIAM	2018	LIAM'S MAP	2023	KY	6,000	6,000	8	7	173,357	170,000	52,758
MUNNINGS	2006	SPEIGHTSTOWN	2012	KY	65,000	100,000	72	51	167,431	120,000	174,558
TIZ THE LAW	2017	CONSTITUTION	2022	KY	30,000	30,000	30	26	159,115	130,000	79,092
WAR FRONT	2002	DANZIG	2008	KY	75,000	100,000	19	14	152,142	125,000	134,615
EARLY VOTING	2019	GUN RUNNER	2024	KY	8,000	25,000	68	56	146,535	100,000	-
OMAHA BEACH	2016	WAR FRONT	2021	KY	35,000	30,000	55	43	144,058	100,000	81,808
GOLDEN PAL	2018	UNCLE MO	2024	KY	20,000	30,000	121	97	142,546	90,000	-
CITY OF LIGHT	2014	QUALITY ROAD	2020	KY	35,000	60,000	41	37	141,864	85,000	132,120
EPICENTER	2019	NOT THIS TIME	2024	KY	35,000	45,000	126	104	138,341	80,000	-
AMERICAN PHAROAH	2012	PIONEEROF THE NILE	2017	KY	45,000	60,000	38	28	135,635	85,000	156,371
GIRVIN	2014	TALE OF EKATI	2020	KY	25,000	20,000	74	66	133,704	70,000	105,835
UPSTART	2012	FLATTER	2018	KY	25,000	30,000	59	50	129,620	78,500	67,427
MANDALOUN	2018	INTO MISCHIEF	2024	KY	15,000	25,000	68	51	117,843	70,000	-
JACK CHRISTOPHER	2019	MUNNINGS	2024	KY	25,000	45,000	128	107	116,873	100,000	-
BOLT D'ORO	2015	MEDAGLIA D'ORO	2020	KY	15,000	35,000	58	54	116,690	63,500	81,831
OSCAR PERFORMANCE	2014	KITTEN'S JOY	2020	KY	45,000	20,000	49	42	111,107	67,500	145,894
BLAME	2006	ARCH	2012	KY	25,000	25,000	30	25	108,160	75,000	91,119
MACLEAN'S MUSIC	2008	DISTORTED HUMOR	2014	KY	40,000	50,000	61	51	105,416	65,000	135,739
CHARLATAN	2017	SPEIGHTSTOWN	2023	KY	50,000	50,000	86	64	104,898	67,500	254,774
CYBERKNIFE	2019	GUN RUNNER	2024	KY	15,000	30,000	99	80	102,712	76,000	-
ESSENTIAL QUALITY	2018	TAPIT	2023	KY	50,000	75,000	48	42	100,000	67,500	186,356
OLYMPIAD	2018	SPEIGHTSTOWN	2024	KY	35,000	35,000	91	73	98,582	65,000	-
ARMY MULE	2014	FRIESAN FIRE	2020	KY	20,000	12,500	64	56	86,487	54,500	75,345
DRAIN THE CLOCK	2018	MACLEAN'S MUSIC	2024	KY	10,000	10,000	75	62	85,638	70,000	-

[Click here to see the complete roster of NA sire yearling averages](#)

NORTH AMERICAN SIRE YEARLING AVERAGES, 34 SIRES WITH FIRST FOALS 2024

Thru September 22, 2025

THE F2024 SIRE CLASS

We've written quite extensively as you know about what we consider to be the extremely promising North American F2024 sire class which has their first yearlings selling, particularly what we designated the 'first eleven' who all retired for \$25,000+ in 2023. The 1-2-3 at the sales have been about who we expected: #1 Flightline (55/\$749,083), #2 Life Is Good (71/\$323,308), #3 Jackie's Warrior (66/\$254,081). All eleven sold well, only Olympiad averaging under \$100,000 and that just narrowly (73/\$98,582). Champion 2yo Corniche was probably the horse who sold most above expectations (#4,55/\$196,109) considering his 2025 stud fee of \$15,000 was half his entering fee of \$30,000, and the same could be said of F2024 #5 Early Voting (56/\$146,535), whose stud fee was down to \$8,000 this year, though that is attributable to his well-documented fertility issues at the end of his first season. #6 Golden Pal averaged \$142,546 for 97 sold and #7 Epicenter averaged \$138,341 for 104 sold. #8 is Mandaloun (51/\$117,843), #9 Jack Christopher (107/\$116,873), #10 Cyberknife (80, \$102,712), #11 Olympiad (73/\$98,582). With medians between \$65,000-\$100,000 for the seven who averaged under \$150,000, if

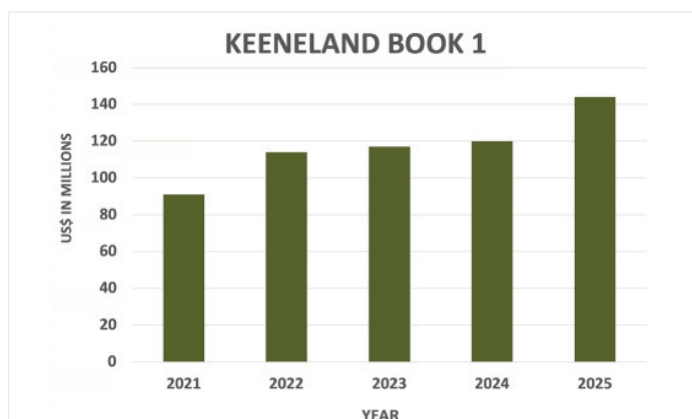
we're right about the promise of this sire crop there are going to be some very good horses emerge who didn't cost a fortune, given of course some will prove to be expensive duds. Nonetheless, in spite of those who still claim proven sires are best because you know they haven't failed, the table is set for some bright new stars to emerge from this group once they get to the racetrack.

A corollary to the truth that some of the top eleven will fail is the equal certainty that some of those not in the 'first eleven' will succeed: Tapit and Not This Time virtually guarantee that. The leading candidates would be Gainesway's Drain The Clock (62/\$85,638, with a \$70,000 median, from a \$10,000 stud fee) and Darley Jonabell's Speaker's Corner (44/\$75,077, with a \$65,000 median from a \$20,000 stud fee), as they both had a high ratio of median to average, but both WinStar's Nashville (55/\$73,163) and Darley's Mystic Guide (36/\$71,101) also averaged over \$70,000; Mystic Guide had 36 sell from 38 through the ring, which is impressive. Airdrie's Happy Saver (17/\$65,502) and Taylor Made's Idol (16/50,647) also averaged over \$50,000 though with fewer sold.

SIRE NAME	YOB	HIS SIRE	FFLS	ST	2025 FEE	2023 FEE	# RING	# SOLD	US\$ AVG	US\$ MED	'24 WNLG US\$ AVG
FLIGHTLINE	2018	TAPIT	2024	KY	150,000	200,000	63	55	749,083	600,000	465,000
LIFE IS GOOD	2018	INTO MISCHIEF	2024	KY	75,000	100,000	83	71	323,408	275,000	325,625
JACKIE'S WARRIOR	2018	MACLEAN'S MUSIC	2024	KY	25,000	50,000	82	66	254,081	190,000	167,409
CORNICHE	2019	QUALITY ROAD	2024	KY	15,000	30,000	62	55	196,109	150,000	105,235
EARLY VOTING	2019	GUN RUNNER	2024	KY	8,000	25,000	68	56	146,535	100,000	73,531
GOLDEN PAL	2018	UNCLE MO	2024	KY	20,000	30,000	121	97	142,546	90,000	107,911
EPICENTER	2019	NOT THIS TIME	2024	KY	35,000	45,000	126	104	138,341	80,000	122,619
MANDALOUN	2018	INTO MISCHIEF	2024	KY	15,000	25,000	68	51	117,843	70,000	71,132
JACK CHRISTOPHER	2019	MUNNINGS	2024	KY	25,000	45,000	128	107	116,873	100,000	104,727
CYBERKNIFE	2019	GUN RUNNER	2024	KY	15,000	30,000	99	80	102,712	76,000	79,261
OLYMPIAD	2018	SPEIGHTSTOWN	2024	KY	35,000	35,000	91	73	98,582	65,000	108,981
DRAIN THE CLOCK	2018	MACLEAN'S MUSIC	2024	KY	10,000	10,000	75	62	85,638	70,000	55,038
SPEAKER'S CORNER	2018	STREET SENSE	2024	KY	10,000	20,000	52	44	76,077	65,000	40,267
NASHVILLE	2017	SPEIGHTSTOWN	2024	KY	15,000	15,000	69	55	73,163	45,000	67,525
MYSTIC GUIDE	2017	GHOSTZAPPER	2024	KY	7,500	15,000	38	36	71,701	40,000	59,455
HAPPY SAVER	2017	SUPER SAVER	2024	KY	7,500	12,500	21	16	65,502	36,000	33,617
IDOL	2017	CURLIN	2024	KY	7,500	10,000	23	17	50,647	32,000	26,156
WARRIOR'S CHARGE	2016	MUNNINGS	2024	NY	5,000	5,000	5	4	45,625	50,000	5,500
MIND CONTROL	2016	STAY THIRSTY	2024	NY	8,500	8,500	19	16	43,656	27,000	14,806
ROADSTER	2016	QUALITY ROAD	2024	FL	7,500	7,500	3	2	43,500	43,500	17,500
HIGHLY MOTIVATED	2018	INTO MISCHIEF	2024	KY	7,500	7,500	39	30	43,000	33,000	24,025
MO DONEGAL	2019	UNCLE MO	2024	KY	5,000	20,000	59	45	40,895	20,000	37,342
ALOHA WEST	2017	HARD SPUN	2024	KY	8,500	10,000	24	19	33,973	20,000	24,083
PINEHURST	2019	TWIRLING CANDY	2024	KY	7,500	7,500	36	28	31,883	21,000	23,083
COLLUSION ILLUSION	2017	TWIRLING CANDY	2024	ON	-	6,000	6	3	23,794	21,631	-
GREATEST HONOUR	2018	TAPIT	2024	KY	7,500	7,500	51	39	23,141	17,000	17,786
SIR WINSTON	2016	AWESOME AGAIN	2024	KY	5,000	7,500	9	7	16,071	22,000	10,000
KEEPMEINMIND	2018	LAOBAN	2024	NY	-	6,500	6	3	14,333	11,000	8,286
TITLE READY	2015	MORE THAN READY	2024	KY	2,500	PVT	4	4	13,375	3,000	-
TALE OF SILENCE	2014	TALE OF EKATI	2024	KY	2,500	PVT	6	6	9,333	6,250	-
SACRED LIFE	2015	SIYOUNI	2024	KY	2,000	-	2	2	8,250	8,250	16,000
FIRE AT WILL	2018	DECLARATION OF WAR	2024	NY	-	6,000	4	1	7,000	7,000	15,000

WORLDWIDE SALES TICKER- NORTH AMERICAN YEARLINGS

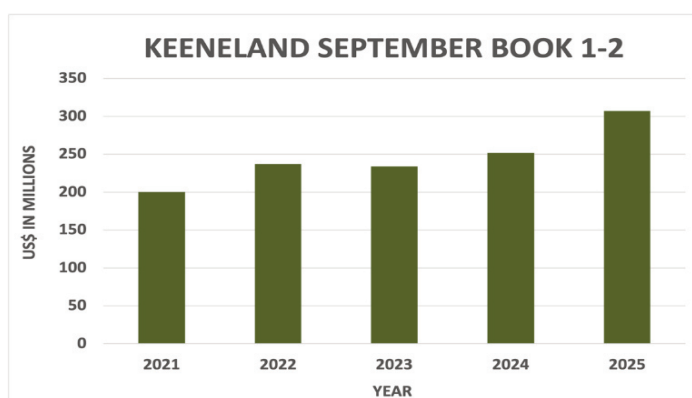
Through September 22, 2025



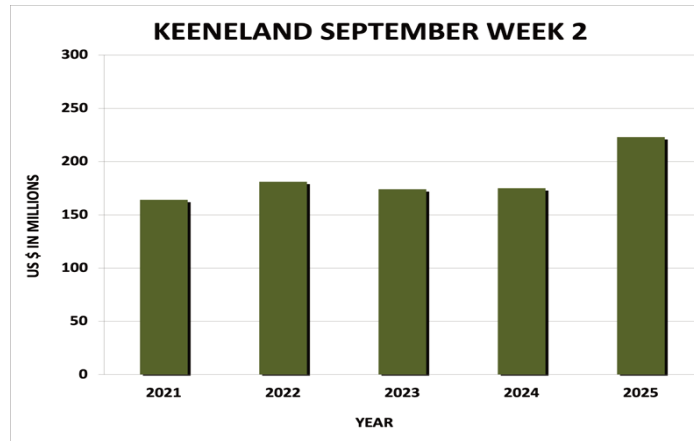
YEAR	CAT	RING	SOLD	% W/D	% S/R	% S/C	GROSS \$	AVG \$
2025	361	275	217	23.8%	78.9%	60.1%	144,185,000	664,447
2024	372	286	204	23.1%	71.3%	54.8%	119,565,000	586,103
2023	383	302	221	21.1%	73.2%	57.7%	116,925,000	529,072
2022	367	282	220	23.2%	78.0%	59.9%	113,660,000	516,636
2021	404	316	208	21.8%	65.8%	51.5%	90,622,000	435,683



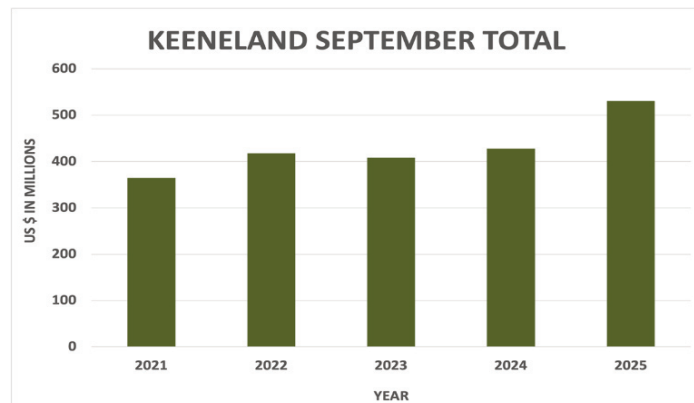
YEAR	CAT	RING	SOLD	% W/D	% S/R	% S/C	GROSS \$	AVG \$
2025	774	645	454	16.7%	70.4%	58.7%	163,454,000	360,031
2024	752	624	437	17.0%	70.0%	58.1%	132,963,000	304,263
2023	728	591	416	18.8%	70.4%	57.1%	117,375,000	282,151
2022	751	616	449	18.0%	72.9%	59.8%	123,330,000	274,677
2021	698	572	412	18.1%	72.0%	59.0%	109,797,000	266,498



YEAR	CAT	RING	SOLD	% W/D	% S/R	% S/C	GROSS \$	AVG \$
2025	1135	920	671	18.9%	72.9%	59.1%	307,639,000	458,478
2024	1128	893	640	20.8%	71.7%	56.7%	252,528,000	394,575
2023	1128	893	637	20.8%	71.3%	56.5%	234,300,000	367,818
2022	1130	898	669	20.5%	74.5%	59.2%	236,990,000	354,245
2021	1097	888	620	19.1%	69.8%	56.5%	200,419,000	323,256



YEAR	CAT	RING	SOLD	% W/D	% S/R	% S/C	GROSS \$	AVG \$
2025	3,557	2,791	2,377	21.5%	85.2%	66.8%	223,528,400	94,038
2024	3,292	2,630	2,248	20.1%	85.5%	68.3%	175,272,000	77,968
2023	3,087	2,559	2,117	17.1%	82.7%	68.6%	173,879,900	82,135
2022	3,023	2,584	2,178	14.5%	84.3%	72.0%	181,281,200	83,233
2021	2,935	2,411	2,052	17.9%	85.1%	69.9%	164,097,500	79,970



YEAR	CAT	RING	SOLD	% W/D	% S/R	% S/C	GROSS \$	AVG \$
2025	4,692	3,711	3,048	20.1%	82.1%	65.0%	531,167,400	174,268
2024	4,424	3,539	2,888	20.0%	81.6%	65.3%	427,800,000	148,130
2023	4,215	3,452	2,885	18.1%	83.6%	68.4%	408,179,900	141,484
2022	4,153	3,482	2,963	16.2%	85.1%	71.3%	418,271,200	141,165
2021	4,032	3,299	2,789	18.2%	84.5%	69.2%	364,516,500	130,698



YEAR	CAT	RING	SOLD	% W/D	% S/R	% S/C	GROSS \$	AVG \$
2025	5,444	4,363	3,563	19.9%	65.4%	65.4%	672,580,400	188,768
2024	5,250	4,210	3,379	19.8%	64.4%	64.4%	546,417,000	161,710
2023	5,183	4,259	3,466	17.8%	66.9%	66.9%	524,670,900	151,376
2022	4,955	4,142	3,483	16.4%	70.3%	70.3%	527,164,700	151,354
2021	4,898	4,014	3,335	18.0%	68.1%	68.1%	459,846,500	137,885

SECTION 2: EUROPEAN SIRES

APEX NORTHERN HEMISPHERE MID-YEAR 2025- LEADING EU SIRES IN NA

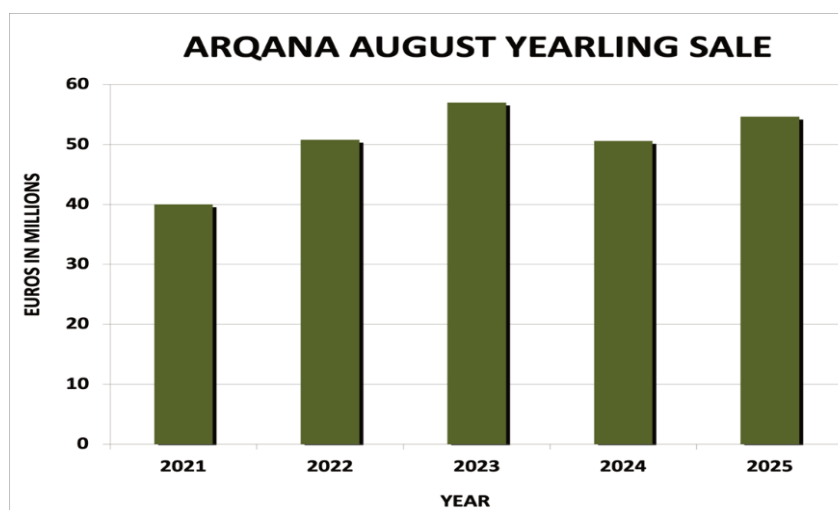
It's not so certain whether there will be quite so many American buys in Europe to come back to the US this year due to tariffs but for those who do choose to bring European-breds back to the US here is a list of the leading European sires by North American A Runner Index. Notable is that many of the top European sires have made quite an impact in North America; the leading European sires by number of North American A Runners (runners counted once each year they start, and as A Runners each year they achieve the A Runner earnings threshold for that year, in other words can be more than once): Dubawi 25, Frankel 19, Galileo 18, Lope de Vega 16, Kingman 14, Siyouni 11, Bated Breath 10.

SIRE	YOB	HIS SIRE	FFLS	ST	TOT Rnrs	A's	A Index	ABC	ABC Index	NA Rnrs	NA A's	NA A Index
GUTAIKAN	2013	DARK ANGEL	2017	FR	733	11	0.75	41	0.70	3	3	50.00
TEOFILO	2004	GALILEO	2009	IRE	859	45	2.62	107	1.56	20	6	15.00
CITYSCAPE	2006	SELKIRK	2015	ARG	414	8	0.97	30	0.91	10	3	15.00
ADAAY	2012	KODIAC	2018	ITY	461	9	0.98	30	0.81	14	4	14.29
BELARDO	2012	LOPE DE VEGA	2018	ENG	596	11	0.92	56	1.17	22	6	13.64
PASTORIUS	2009	SOLDIER HOLLOW	2015	DEAD	220	7	1.59	21	1.19	12	3	12.50
DUBAWI	2002	DUBAI MILLENNIUM	2007	ENG	1560	164	5.26	354	2.84	101	25	12.38
GALILEO	1998	SADLER'S WELLS	2003	DEAD	1290	146	5.66	263	2.55	84	18	10.71
MUHAARAR	2012	OASIS DREAM	2017	FR	902	29	1.61	81	1.12	35	7	10.00
THE GREY GATSBY	2011	MASTERCRAFTSMAN	2019	FR	297	7	1.18	21	0.88	10	2	10.00
MASTERCRAFTSMAN	2006	DANEHILL DANCER	2011	DEAD	1179	33	1.40	109	1.16	27	5	9.26
TEN SOVEREIGNS	2016	NO NAY NEVER	2021	TUR	274	6	1.09	28	1.28	22	4	9.09
OLYMPIC GLORY	2010	CHOISIR	2016	FR	704	14	0.99	45	0.80	12	2	8.33
FRANKEL	2008	GALILEO	2014	ENG	1656	142	4.29	339	2.56	115	19	8.26
COULSTY	2011	KODIAC	2018	IRE	179	5	1.40	13	0.91	13	2	7.69
MAKE BELIEVE	2012	MAKFI	2017	IRE	607	17	1.40	53	1.09	13	2	7.69
BATED BREATH	2007	DANSILI	2014	ENG	1209	34	1.41	105	1.09	69	10	7.25
SEA THE STARS	2006	CAPE CROSS	2011	IRE	1570	108	3.44	240	1.91	56	8	7.14
NATHANIEL	2008	GALILEO	2014	ENG	1020	30	1.47	83	1.02	14	2	7.14
OUTSTRIP	2011	EXCEED AND EXCEL	2017	ARG	608	10	0.82	41	0.84	14	2	7.14
SAXON WARRIOR	2015	DEEP IMPACT	2020	IRE	540	18	1.67	55	1.27	14	2	7.14
NIGHT OF THUNDER	2011	DUBAWI	2017	IRE	974	56	2.87	164	2.10	38	5	6.58
INTELLO	2010	GALILEO	2015	FR	845	32	1.89	93	1.38	23	3	6.52
TORONADO	2010	HIGH CHAPARRAL	2016	AUS	867	11	0.63	91	1.31	32	4	6.25
SIYOUNI	2007	PIVOTAL	2012	FR	1789	66	1.84	235	1.64	90	11	6.11
ZELZAL	2013	SEA THE STARS	2019	FR	354	6	0.85	30	1.06	17	2	5.88
ZARAK	2013	DUBAWI	2019	FR	456	32	3.51	81	2.22	18	2	5.56
ZOUSTAR	2010	NORTHERN METEOR	2020	AUS	464	9	0.97	36	0.97	28	3	5.36
WOOTTON BASSETT	2008	IFFRAAJ	2013	IRE	1276	88	3.45	177	1.73	76	8	5.26
COTAI GLORY	2012	EXCEED AND EXCEL	2019	IRE	540	13	1.20	42	0.97	29	3	5.17
MEHMAS	2014	ACCLAMATION	2018	IRE	1180	38	1.61	142	1.50	70	7	5.00
BLUE POINT	2014	SHAMARDAL	2021	IRE	482	21	2.18	58	1.50	21	2	4.76
LOPE DE VEGA	2007	SHAMARDAL	2012	IRE	2119	113	2.67	317	1.87	175	16	4.57
HOLY ROMAN EMPEROR	2004	DANEHILL	2008	IRE	975	23	1.18	68	0.87	44	4	4.55
CAMELOT	2009	MONTJEU	2015	IRE	1331	62	2.33	151	1.42	33	3	4.55
NEW APPROACH	2005	GALILEO	2010	IRE	768	20	1.30	64	1.04	22	2	4.55
RAVEN'S PASS	2005	ELUSIVE QUALITY	2010	IRE	480	9	0.94	37	0.96	22	2	4.55
DARK ANGEL	2005	ACCLAMATION	2009	IRE	2291	87	1.90	263	1.43	78	7	4.49
FASTNET ROCK	2001	DANEHILL	2011	AUS	566	20	1.77	64	1.41	34	3	4.41
OASIS DREAM	2000	GREEN DESERT	2005	ENG	1315	26	0.99	96	0.91	34	3	4.41
AUSTRALIA	2011	GALILEO	2016	IRE	1078	49	2.27	113	1.31	50	4	4.00
KINGMAN	2011	INVINCIBLE SPIRIT	2016	ENG	1750	92	2.63	269	1.92	179	14	3.91
STARSPANGLED BANNER	2006	CHOISIR	2012	IRE	1090	33	1.51	102	1.17	66	5	3.79
IFFRAAJ	2001	ZAFONIC	2008	ENG	1379	24	0.87	94	0.85	27	2	3.70
ACCLAMATION-GB	1999	ROYAL APPLAUSE	2005	DEAD	1135	24	1.06	108	1.19	49	3	3.06
SHOWCASING	2007	OASIS DREAM	2012	ENG	1509	37	1.23	112	0.93	43	2	2.33
KODIAC	2001	DANEHILL	2008	IRE	2508	51	1.02	204	1.02	156	7	2.24
INVINCIBLE SPIRIT	1997	GREEN DESERT	2004	RETIRED	1418	39	1.38	149	1.31	61	2	1.64
NO NAY NEVER	2011	SCAT DADDY	2016	IRE	1408	57	2.02	155	1.38	228	6	1.32

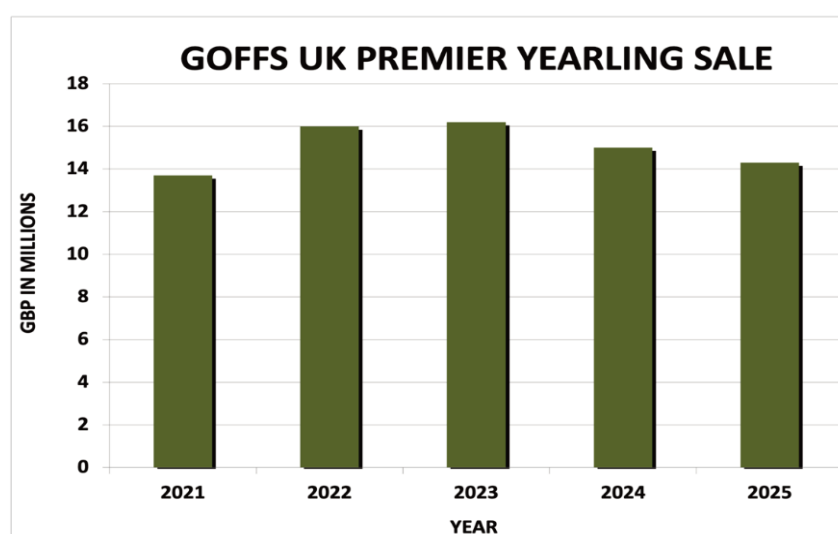
[Click here for to see the full list of APEX Ratings for EU sires in NA](#)

WORLDWIDE SALES TICKER- EUROPEAN YEARLING SALES

Through September 22, 2025



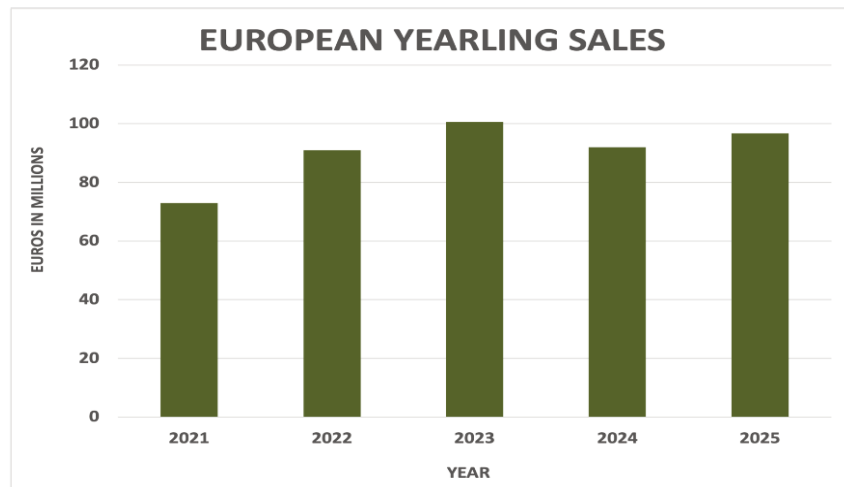
YEAR	CAT	RING	SOLD	% W/D	% S/R	% S/C	GROSS €	AVG €
2025	307	272	216	11.4%	79.4%	70.4%	57,647,000	266,884
2024	325	292	242	10.2%	82.9%	74.5%	50,577,000	208,996
2023	314	283	244	9.9%	86.2%	77.7%	56,949,000	233,398
2022	313	285	238	8.9%	83.5%	76.0%	50,836,000	213,597
2021	355	325	244	8.5%	75.1%	68.7%	40,402,000	165,582



YEAR	CAT	RING	SOLD	% W/D	% S/R	% S/C	GROSS £	AVG £
2025	411	383	333	6.8%	86.9%	81.0%	14,327,000	43,024
2024	479	460	381	4.0%	82.8%	79.5%	15,047,500	39,495
2023	450	414	354	8.0%	85.5%	78.7%	16,232,000	45,853
2022	433	404	361	6.7%	89.4%	83.4%	15,952,500	44,190
2021	387	366	326	5.4%	89.1%	84.2%	13,731,000	42,120



YEAR	CAT	RING	SOLD	% W/D	% S/R	% S/C	GROSS €	AVG €
2025	210	198	153	5.7%	77.3%	72.9%	8,404,100	54,929
2024	223	210	154	5.8%	73.3%	69.1%	7,410,500	48,120
2023	235	218	163	7.2%	74.8%	69.4%	8,071,500	49,518
2022	224	204	159	8.9%	77.9%	71.0%	8,457,500	53,192
2021	223	195	155	12.6%	79.5%	69.5%	6,735,500	43,455



YEAR	CAT	RING	SOLD	% W/D	% S/R	% S/C	GROSS €	AVG €
2025	1,516	1,405	1,172	7.3%	83.4%	77.3%	96,711,088	82,518
2024	1,857	1,714	1,326	7.7%	77.4%	71.4%	92,203,764	69,535
2023	1,724	1,612	1,323	6.5%	82.1%	76.7%	100,647,952	76,076
2022	1,746	1,590	1,304	8.9%	82.0%	74.7%	91,442,927	70,125
2021	1,683	1,546	1,217	8.1%	78.7%	72.3%	73,240,728	60,181

SECTION 3: WOOTTON BASSETT'S LEGACY



Wootton Bassett (photo courtesy Coolmore)

Wootton Bassett was a foal of 2008, the same crop as Frankel, and they actually met once, when Frankel won the 2011 G1 St. James's Palace S. with Wootton Bassett finishing seventh, 14 lengths in arrears.

Wootton Bassett was bred by Laundry Cottage Stud and is by Iffraaj out of a Primo Dominie mare – not exactly in the same pedigree 'area code' as Frankel. He was a £46,000 Doncaster yearling, bought by Bobby O'Ryan and trained by Richard Fahey and ridden in all but his first race by Paul Hanagan. He went 5-for-5 as a 2yo, winning two sales races and finishing up the season by shipping to France and winning the G1 Prix Jean-Luc Lagardere at 4/1 odds, which undoubtedly landed him a spot in Haras d'Etreham's stallion barn.

At three Wootton Bassett ran four times, all G1's, but got no closer than fifth, which is where he finished in the Poule d'Essai des Poulains (French 2000 Guineas) and the Prix Jacques le Marois, as well as his 14-lengths seventh behind Frankel at Royal Ascot. His only real credential for stud duty was his Lagardere win; his pedigree could best be classified as non-descript. Iffraaj has been an average sire every minute of his career but in Wootton Bassett's favor is that Iffraaj was a son of Zafonic, a big and very good son of Gone West, one of Mr. Prospector's very best sons. Wootton Bassett's damsire Primo Dominie wouldn't have inspired a lot of confidence either. Wootton Bassett retired to stud in 2012 for €6,000 but stood for as little as €4,000 before his first-crop son Almanzor became the leading 10-furlong horse in Europe as a 3yo in 2016. Until then the total number of foals in Wootton Bassett's first four crops was 130 – even fewer than Into Mischief's 140 in his first four crops.

It wasn't until 2018, when his oldest crop were 5yo's, that Wootton Bassett really started to have the results. His stud fee had gone up to €20,000 for 2017, the year after Almanzor was a 3yo, but those were foals of 2018 and

wouldn't race until 2020. Meanwhile, from his third crop, in 2018 Wootton won the G3 Prix de Fontainebleau, ran 4th to Olmedo in the G1 French 2000 Guineas and 3rd to Without Parole in the G1 St James's Palace S at Royal Ascot, and Patascoy ran second to Study of Man in the G1 Prix du Jockey-Club (French Derby); plus his fourth-crop 2yo colt The Black Album won the G3 Prix La Rochette. By the end of 2018 Wootton Bassett's A Runner Index was 1.35, good but not outstanding but he'd also then had another 17 B and C Runners – from small crops, remember – and his 1.77 ABC Index showed good promise. After two years at €20,000 his stud fee for 2019 rose to €40,000.



The next year, 2019, was okay, in fact in the Year-End 2019 Stallion Spectator Ratings (SSR) book Wootton Bassett was already up to #8 among North American and European sires by SSR Mare Points (upgrading his mares). But it was really in 2020 that it all happened. Speak of the Devil and Mageva ran 2-3 in the G1 Poule d'Essai des Poulaches (French 1000 Guineas) and The Summit ran second to Victor Ludorum in the French 2000 and second to Mishriff in the French Derby – so he had three Classic-placed 3yo's by the first of June.

Meanwhile, Coolmore had been watching, always on the lookout for a successor to Galileo, and by August of 2020 they had bought Wootton Bassett from the Etreham syndicate for a price believed to be in the region of €50-million, to move to Coolmore for the 2021 season. Within weeks the 4yo filly Audarya sprang a 48/1 upset in the 2000m G1 Prix Jean Romanet at Deauville, and within a few more weeks the 2yo colt Chindit won the G2 Champagne S. at Doncaster, the 3yo colt Wooded won the storied G1 Prix d'Abbaye over 1000m at Longchamp, and the 3yo filly Tamahere won her first start in the US for Chad Brown, the G2 Sands Point at Belmont Park.

Audarya then finished the year off by winning the G1 Breeders' Cup Filly and Mare Turf at Keeneland. By the end of 2020 Wootton Bassett was the #1 sire in North America and Europe in terms of moving mares up (SSR Mare Points) and Coolmore was entitled to feel like they'd made a pretty reasonable €50-million gamble.



The next three years 2021-2023 were generally good ones for Wootton Bassett, from his more expensive French crops: 8 GSW, 2 G1W in 2021; just 5 GSW, 1 G1W in 2022; but 9 GSW, 3 G1W in 2023. His final French crop of 2yo's ranked him #3 in Europe including G2 Coventry winner River Tiber and G1 Breeders' Cup Juvenile Turf winner Unquestionable; at the end of 2023 Wootton Bassett had a 2.94 A Runner Index and a 2.79 2yo Index – higher even than his new barnmate No Nay Never (2.77). But like they say, the past is prelude.

Wootton Bassett's first Coolmore crop was foaled in 2022 and raced in 2024. There were 196 foals in that crop of which 111 started as 2yo's and 42 of them won. They included 13 BTW, a remarkable 10 GSW of which four were G1 winners: Camille Pissarro (Lagardere), Henri Matisse (Breeders' Cup Juvenile Turf), and late-season French 2yo G1 winners Twain and Tennessee Stud – all resulting in Wootton Bassett becoming Champion European Sire of 2yo's, ahead of Mehmas, who sired a record 71 2yo winners last year including three 2yo G1 winners himself.

Henri Matisse and Camille Pissarro have repeated as G1 winners this year, in the French 2000 and French Derby respectively. He has two new 2022 crop G1 winners: the 3yo filly Whirl, who won the G1 Pretty Polly and G1 Nassau after running a close second to stablemate Minnie Hauk (by Frankel) in the G1 Epsom Oaks; and the 3yo colt Sahlan, winner of the G1 Prix du Moulin earlier this month. So Wootton Bassett's 2022 crop now includes 15 GSW and 6 G1 winners. He's not resting on his laurels either: his 2025 two-year-olds consist of 162 named foals, 74 starters, and 31 winners through September 22 of which

seven are BTW and six are GSW including G2 winners Puerto Rico, Constitution River, Composing, and Beautify and G3 winners Albert Einstein and Nighttime, plus another four 2yo GSH. He is currently Europe's Leading Sire of Two-Year-Olds for the second straight year, ahead of Leading Freshman Sire Starman, two more Coolmore sires in Starspangledbanner and No Nay Never, and Mehmas. But Wootton Bassett is by no means a one-trick pony: his G1 winners range from Wooded, who won the 5-furlong Prix d'Abbaye to Al Riffa, who just won the Irish St Leger at 14 furlongs and is the current favorite for the Melbourne Cup.



When Coolmore went looking for sires who could be possible successors to Galileo and cross well with Galileo mares, they ended up spending upwards of \$125-million to buy Justify (first foals 2020) and Wootton Bassett (first Coolmore foals 2022). And how's that working out? Justify is a Top 5 North American sire (A Runner Index 3.75) who was himself Leading Sire of 2yo's in North America in 2023, and Wootton Bassett (now 3.45 A Runner Index, #7 in NA/EU), well, he's been even better than they hoped. And do they work with Galileo/Sadler's Wells-line mares? Justify has G1W City of Troy and G2W Buchu out of Galileo mares; G1W Ruling Court out of a High Chaparral mare; and G1W Opera Singer out of a Sadler's Wells mare. Wootton Bassett has G1W Al Riffa and Whirl and G2W Green Impact, as well as 2yo G2W Puerto Rico out of Galileo mares; G1W Zellie out of a Nathaniel mare; G1W Twain out of a Montjeu mare; G1W Tennessee Stud out of a Sadler's Wells mare, G1W Sahlan out of a mare by High Chaparral's son Toronado; and 2yo G2W Composing out of an Australia mare. Henri Matisse and Camille Pissarro incidentally are both out of Pivotal mares, so that cross works too, and in fact Wootton Bassett's 16 G1 winners are out of mares by 13 different broodmare sires including the full brothers Wooded and Bucanero Fuerte

out of an Elusive City mare (he previously also stood at Etreham) and therefore inbred 4x4 to Gone West.



Coolmore had high expectations for Justify, and high hopes for Wootton Bassett. Justify has lived up to his name, but Wootton Bassett surprised even Coolmore with how good he turned out to be. It was a huge gamble, a \$125-million gamble, but those bets have very much paid off. Wootton Bassett's sudden death in Australia is of course a huge blow but at least Coolmore has three more crops by him in which he covered well over 600 mares: yearlings, foals, and in-foal mares. His legacy is far from defined: besides Almanzor, now a permanent resident at Cambridge Stud in New Zealand, his only other son with a significant number of runners is Abbaye winner Wooded, whose oldest crop are now 3yo's and includes Woodshauna, winner of the G1 Prix Jean Prat this year. Classic winners Camille Pissarro and Henry Matisse, from his first Coolmore crop, are or presumably will stand at Coolmore and the way his first two crops have performed makes it highly likely there will be more sire sons to come from his final three Coolmore crops.

SECTION 4: BILL'S TWEETS



Bill Oppenheim @billoppenheim · Sep 21



Number of \$1m+ yearlings @keenelandsales September 2025: 56, +56% from 36 in '24 & +40% from previous record 40.

Number of \$500k+ sold: 266, +44% from 185 in '24.

The most amazing stat is gross increase of \$103-million. +24% is always good but on top of \$428m- breathtaking.



Bill Oppenheim @billoppenheim · Sep 21



The short version: record 2025 @keenelandsales vs 2024 (including reported post-sale transactions at end of sale)

4,692 catalogued/3,076 sold vs 4,407/2,894 (both +6%)

65.6% sold/catalogued (65.7%)

Gross +\$103-MILLION, \$531m vs \$428m, +24%

Average \$172,854 vs \$147,925, +17%. And:



Bill Oppenheim @billoppenheim · Sep 14



The clearance rate from the catalogue improves in the 2nd week

@keeneland September & this year Book 3 was 68% vs 62% for Week 1.

Including post-sales 1st 3 books gross is \$433-million; Books 4-6 '24 \$77m so for sure we will see the 1st \$500m sale by the end (record \$428m '24)!



Bill Oppenheim @billoppenheim · Sep 11



Leading Sires @keenelandsales Week 1, 10+ sold:

1 Gun Runner 36/\$932,917(12 \$1m+)

2 Flightline 36/\$773,056(8)

3 Not This Time 43/\$736,861(12)

4 Into Mischief 32/\$668,750(5)

5 Tapit 15/\$653,334(4)

6 Curlin, 7 Nyquist, 8 Quality Road, 9 Constitution, 10 Justify, 11 Good Magic



Bill Oppenheim @billoppenheim · Sep 11



Well it's all pretty staggering, isn't it? Week 1 @keenelandsales ended up with 710 sold (including post-sales)/1141 catalogued (62.2%) for a \$54m increase in gross (+22%) to \$316,201,500, and a 17% increase in average to \$445,355. There were a stunning 53 \$1m+ sales, +47%.



Bill Oppenheim @billoppenheim · Sep 11



Of all the horses to retire to stud in 2025, MUTH @Gainesway rates highest on our Sire Prediction Points scale, a proven formula for predicting future sire success. He scored 6 of 9 possible points on our scale.



Bill Oppenheim @billoppenheim · Sep 10



Leading sires 1st 3 days @keenelandssales, 10+ sold:

- 1 Gun Runner 31/\$979,355(11@\$1m+)
- 2 Flightline 30/\$777,500(7)
- 3 Not This Time 33/\$773,122(10)
- 4 Into Mischief 24/\$720,834(5)
- 5 Tapit 14/\$676,072(4)
- 6 Nyquist 12/\$605,000(2)
- 7 Curlin 25/\$559,200(3)
- 8 Constitution 17/\$501,765(2)



Bill Oppenheim @billoppenheim · Sep 10



Another big day @keenelandssales Book 2, Day 1, with 13 \$1m+ yearlings, now 48 total +33% from 36 for the whole sale last year. Session +21% gross, 22% avg. 3 sessions: 464/759 sold/catalogued (61.1%- 61.8% '24), \$236,842k +20%, avg \$510,436 +18%. Buyers being forced back a Book!



Bill Oppenheim @billoppenheim · Sep 9



Top 10 sires by average @keeneland Book 1, 7+ sold):

1 Gun Runner 24/\$1,035,834(10@\$1m+)

2 Flightline 22/\$879,546(7)

3 Not This Time 22/\$805,682(6)

4 Into Mischief 20/\$746,250(4)

5 Tapit 9/\$678,334(3)

6 Curlin 15/\$602,000(2)

7 Nyquist 8 Constitution 9 Quality Road 10 Justify



Bill Oppenheim @billoppenheim · Sep 9



Clear message & comparison with 2024 @keeneland Book 1 today: 61.6% sold/catalogued so a 3+ out of 5 chance of selling once catalogued. Gross +18% to \$147m, average +16% to \$652,390 & 35 millionaires (36 tot '24). Heady times if you have the right individual by the right sire.



Bill Oppenheim @billoppenheim · Sep 8



Top 5 sires by average @keeneland September opening day: 1 Gun Runner 10/\$1,026k, 2 Flightline 9/\$975k, 3 Not This Time 12/\$764,584, 4 Tapit 5/\$742k, 5 Into Mischief 11/\$738,637 @ThreeChimneys1 @LanesEndFarms @TMStallions @Gainesway @spendthriftfarm



Bill Oppenheim @billoppenheim · Sep 8



Well yeah it was strong @keeneland September opening day with 113 sold (including post-sale) for a whopping \$633,585 average, +12% from 2024 Book 1. Pct sold/catalogued 61.7% (2024 Bk 1: 61.2%). Plenty strong with 15 @ \$1m+, top \$3.3m



Bill Oppenheim @billoppenheim · Sep 2



He's a Mortal to be Leading Sire for the 7th consecutive time but Into Mischief has also been Leading Sire of 2yo's 6 times & is now up to #4 after a decisive @spendthriftfarm double with Tommy Jo & Ned Toffey, I mean Ted Noffey, in Saratoga's closing weekend 7f 2yo G1's.



Bill Oppenheim @billoppenheim · Aug 30



The market didn't adore him (1st ylg's avgd \$100k last year) but @DarleyStallions Palace Pier won 8-of-10 incl 5 G1's at 1m, only losses at Ascot 2 Octobers in a row but he is now #3 EU Freshman Sire with his 3rd BTW this month after A Bit Of Spirit won today's G3 Solario S.



Bill Oppenheim @billoppenheim · Aug 30



Beau Liam was a fast dude for [@StonestreetFarm](#) with 3 wins & a G3 2nd from 4 starts. The market liked his 2yo's, 35 avgd \$101,100 [@AirdrieStud](#) & he is #4 NA Freshman sire w/ 9 winners, 2 SW, plus \$200k OBS 2yo The Publican's Son ran a huge G3 1st-out 2nd today [@curraghrace](#).



Bill Oppenheim @billoppenheim · Aug 29



Including the winners of both Saratoga 8 1/2f turf stakes for 2yo's this week, the revelation that is [@TMStallions](#) Not This Time is North America's leading sire of 2yo's at this time. This his 6th crop, sired at a \$45k stud fee. His 79 yearlings in [@keenelandsales](#) Sept \$135 fee.



Bill Oppenheim @billoppenheim · Aug 29

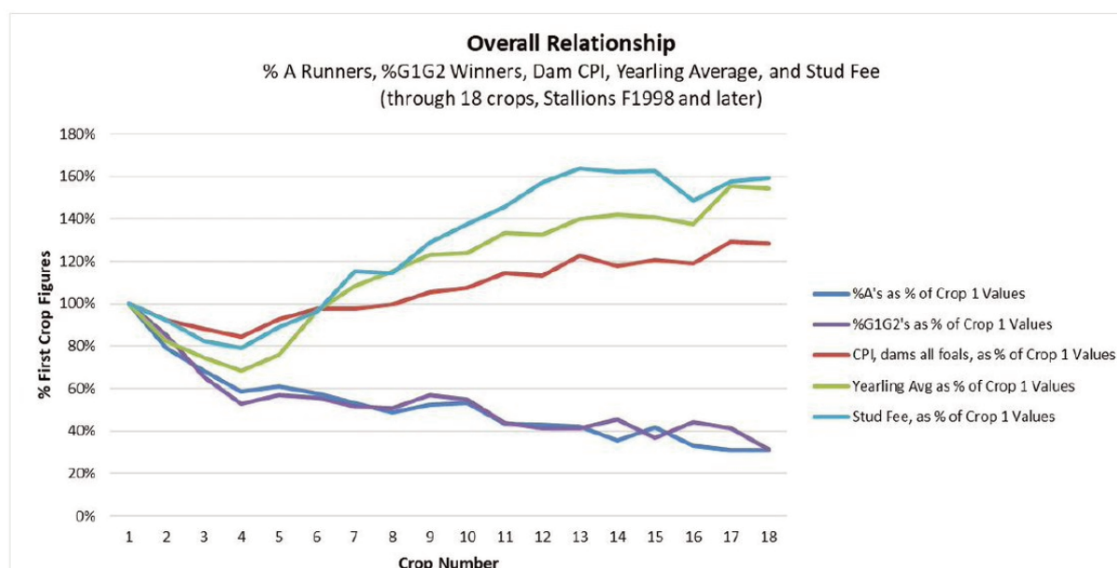


SSR's stallion career trajectory graphs show what raw earnings can't: is a sire on the rise, or already past his peak?

Gain insight others miss.

Contact us to discuss your SSR membership: info@ssr.horse

3.1: OVERALL RELATIONSHIP- % A RUNNERS, G1G2 WINNERS, DAM CPI, YEARLING AVERAGE



Bill Oppenheim @billoppenheim · Aug 26



Before finalizing your shortlists this sales season, consult the latest APEX ratings.

650+ sires ranked by how often they produce top-class runners. Fifteen different sire lists.



Bill Oppenheim @billoppenheim · Aug 24



Traditional stallion data wasn't good enough. So we built our own. SSR ranks stallions by the frequency with which they produce top runners, relative to the quality of their mares. No big earner or big book biases. Contact us to discuss your SSR membership: info@ssr.horse



Bill Oppenheim @billoppenheim · Aug 23



Speaking of doubles- [@coolmorestud](#) Wootton Bassett just had the winners of both the G2 Futurity & G2 Debutante [@curraghrace](#), now 6 BTW 2yo's, 4 2yo GSW 2nd Coolmore crop & passes [@HoStud](#) Starman to be leading EU sire of 2yo's after winning the title with 1st Coolmore crop '24.



Bill Oppenheim @billoppenheim · Aug 23



2 amazing sire exactas [@yorkracecourse](#) today: monster 2yo sire [@coolmorestud](#) No Nay Never had a 4yo 1-2 in the 7f G1 City of York & [@Derrinstown](#) [@Shadwell_EU](#) Awtaad had the 1-2 in the 14f £300k Ebor H. Don't see those sorts of results every day!