

Thoroughbred Market Report



AUGUST 2025

Editor – Bill Oppenheim, bopp@billoppenheim.com

Managing Editor – Emily J Plant PhD, emily@billoppenheim.com

Worldwide Sales Ticker – Brianne Stanley, bristanley1@gmail.com

Copyright 2025: The Bill Oppenheim Group

For subscription information go to www.billoppenheim.com
or contact info@billoppenheim.com

Thoroughbred Market Report

AUGUST 2025



*Fasig-Tipton Saratoga Sale Topper-
Into Mischief x Stellar Sound (Tapit)
Sold for \$4,100,000 to Coolmore &
White Birch Farm.
Consigned by Hill'n'Dale at Xalapa
Agent for Don Alberto Corporation*

SECTION 1: KEENELAND SEPTEMBER SALE PREVIEW	1
EUROPEAN YEARLING SALES PREVIEW	9
SECTION 2: SIRE SALE AVERAGES	10
SECTION 3: SOUTHERN HEMISPHERE APEX	11
AUSTRALASIA	12
SOUTH AMERICA	23
SOUTH AFRICA	28
HONG KONG	29
SECTION 4: WORLDWIDE SALES TICKER	30
SECTION 5: BILL'S TWEETS	31

IN THIS ISSUE

- Preview coverage of sires represented among the 4,690 yearlings catalogued for Keeneland September, including thumbnail sketches of the eleven first-crop sires who retired at \$25,000+ in 2023 and have their first yearlings selling this year. Among them are three Ashford sires who have the highest number catalogued in the entire sale: **Epicenter** (141), **Jack Christopher** (124), and **Golden Pal** (113). **Flightline** now has 64 catalogued, **Life Is Good** 93. **Uncle Mo** and **Justify** have 62 each in Week 1, while **Into Mischief** (35), **Flightline** (33), **Not This Time** (32), and **Gun Runner** (30) have the highest representation in Book 1.
- Tables of sires with yearlings catalogued in European yearling sales Goffs Orby 1 and Tattersalls October 1 & 2, plus a table and click-through of sire averages for the three Fasig-Tipton yearling sales.
- Comprehensive coverage of end-of-season 2024/25 Southern Hemisphere APEX Ratings for Australasia, South America, and South Africa. **Justify** (3.73), who no longer shuttles, and **Extreme Choice** (3.72), who unfortunately has just 50% fertility, are the top two ANZ sires, with **Night of Thunder** (3.57), who also no longer shuttles, third. The top young sire is F2021 (1st SH 3yo's 2024/25) **Too Darn Hot** (3.45), who is shuttling this year but costs A\$275,000. We also highlight seven other proven sires standing for five-figure fees who are more affordable for many breeders. Argentina's **Fortify** (3.71 A/2.20 ABC) and **Il Campione** (3.08 A/2.54 ABC) remain the two top sires in South America. In South Africa, **Trippi** (3.01) still has the highest A Runner Index, but 2024/25 Champion sire **Vercingetorix** and three-time Champion Sire **Gimmethelight** are the dominant sires by number of A and ABC Runners.
- Worldwide Sales Tickers for the three Fasig-Tipton yearling sales at Fasig July, Saratoga, and the NY-Bred Sale. The latter two showed around 20% gains from 2024.
- Bill's Tweets (he persists in calling them that).

To learn more about the Thoroughbred Market Report please visit
<https://billoppenheim.com/abouttmr.php> or email emily@billoppenheim.com

SECTION 1: KEENELAND SEPTEMBER SALE PREVIEW

SIX 1st-CROP SIRES AMONG EIGHT WITH 90+ CATALOGUED TO KEENELAND SEPTEMBER

The Saratoga Sale was not just record-breaking, it was possibly even earth-shattering: 161 (including post-sale transactions) of 222 yearlings catalogued sold for \$100,845,000 and averaged \$626,366, including 25 individual yearlings sold for \$1-million or more. After withdrawals 89% of the yearlings sent through the ring were listed as sold and even including withdrawals 72.5% of the yearlings originally catalogued were sold. The clearance rate for a North American select sale could hardly have been higher, even aside from the record-breaking \$100-million gross and \$626k average.



*2024 Keeneland September Sale Topper
Courting: Curlin x Cavorting (Bernardini)
Photo courtesy Keeneland*

The catalogues are now out for Keeneland September, the world's biggest yearling sale and highest-grossing auction. Last year 2,894 yearlings (65.7% of those catalogued) grossed a record \$428,097,000 and averaged a Keeneland September record \$147,926. The gross increased by 5% over 2023 though the previous record gross had been in 2022, when 2,965 yearlings (71.4% of the 4,153 catalogued) grossed \$418,353,700. The 2024 clearance rate from the catalogues of 65.7% was nearly a 6% drop from 2022's 71.4% and this year's catalogue is 4,690 yearlings, another 6% higher than last year and the highest number catalogued since 2010.

The clearance rate from the catalogues has generally been about 5% higher in Week 2 (last year Books 3-6) than in Week 1 (Books 1-2); in 2024 there were 690 yearlings sold in the first week (61.9% of 1,115 catalogued) for a total of \$262,793,000 – 61% of the sale's total gross – an average of \$380,859. There were 222 yearlings sold in Book 1 for an average of \$564,256, and 468 yearlings sold in Book 2 for an average of \$293,863. Week 2 saw another 2,204 yearlings sold (67.0% of 3,292 catalogued) for another \$165,304,000, an average of \$75,002. After Saratoga's 72.5% sold/catalogued and 89% sold/ring Keeneland will be hoping their Week 1 clearance rate from the catalogue will edge up from 61.9% last year, albeit there are five times as many yearlings catalogued in

Keeneland Week 1 as there were in Saratoga. At last year's sale, Week 2's Books 3-5 saw 71.3% sold/catalogued but Book 6 was only 53.2% which is no doubt why the last two sessions have been rebranded as Book 5B this year.



*Into Mischief leads all sires by number
catalogued in Book 1 with 36
Photo courtesy Spendthrift*

This year there are 43 sires with 50+ yearlings catalogued to Keeneland September of which eight have 90+ catalogued. Six of those eight are among the strongest group of first-crop sires to appear in many years if not ever; no fewer than 11 stallions stood their first seasons in Kentucky in 2023 with opening stud fees of \$25,000+. Five of the six F2024 sires with 90+ catalogued and nine of the eleven which opened at \$25,000+ have a lot more selling in Week 2 than Week 1; the two exceptions are of course Lane's End's **Flightline** (\$200,000 in 2023, \$150,000 since), who has 34 in Book 1 (including one early supplement), 19 in Book 2, and 11 in Week 2 for a total of 64, and WinStar's **Life Is Good** (\$100,000 in 2023, \$75,000 this year), who has 17 in Book 1, 36 in Book 2, and 40 in Week 2 for a total of 93. The leading sires by number catalogued in Book 1 are **Into Mischief** (36 including an early supplement), **Flightline** (34), **Not This Time** (32), **Gun Runner** (30), **Justify** (26), **Curlin** (25), **Uncle Mo** (21), and **Tapit** (18). For Week 1 as a whole Uncle Mo and Justify have 62 each from the total count of 1,139 catalogued in Books 1-2. Not This Time and Into Mischief have 59 each in Week 1, Flightline and Life Is Good 53 each, Gun Runner and Curlin 47 each, **Nyquist** 43, and **Good Magic** 40.



*Nashville has 69 total yearlings catalogued at Keeneland September
Photo courtesy WinStar*

This is a hugely promising group of sires with their first yearlings selling (F2024 sires); as mentioned there are eleven who went to stud in 2023 at \$25,000+, and all eleven have 50+ yearlings catalogued throughout the whole sale, plus there are another four with 50+

catalogued who went to stud for <\$25,000. The top three by number catalogued by all sires in the sale are all F2024 sires who stand at Ashford: 2022 3yo Champion Epicenter leads all sires with 141 catalogued, followed by Jack Christopher (124) and Golden Pal (113). Gainesway's Olympiad (101), Spendthrift's Cyberknife (99), and Life Is Good (93) all also have 90+ catalogued, as do Ashford's Uncle Mo (110), who sadly died last December, and Hill 'n' Dale's Charlatan (102), who has his first 2yo's racing this year. The other F2024 sires who retired at \$25,000+ and have 50+ catalogued are: Spendthrift's Champion Sprinter Jackie's Warrior (82), Flightline (64), Ashford's 2021 Champion 2yo Corniche (60); G1 Preakness winner Early Voting (60), now at Taylor Made after late-season fertility problems in his debut season, at Ashford; and Juddmonte's Mandaloun (53). Also with 50+ catalogued but who retired for <\$25,000 are WinStar's Nashville (69); Spendthrift's Mo Donegal (53); Gainesway's Drain The Clock (52); and Darley's Speaker's Corner (52).

THE FIRST TEAM: ELEVEN F2024 STALLIONS RETIRED TO KENTUCKY FOR \$25,000+ IN 2023



FLIGHTLINE (2018 Tapit). \$1m Saratoga yearling. Lane's End, \$200,000 in 2023, \$150,000 in 2025: Undeclared in six starts, 3 as a 3yo in 2021 including the 7f G1 Malibu (Beyer 110). 3 as a 4yo in 2022 namely the 1m G1 Met Mile (112), 10f G1 Pacific Classic (126), and 10f G1 Breeders' Cup Classic (121). Earned \$4,514,000. He's been called America's Frankel; yearlings so far have averaged \$968,147 in Japan and Saratoga.

LIFE IS GOOD (2018 Into Mischief), \$525,000 Kee Sept yearling. WinStar, \$100,000/\$75,000: 12 starts, 9-1-0, \$4,541,700. Would have been a champion any other year. Won his first 3 starts for Baffert, including the 8 1/2f G2 San Felipe by 8 lengths, then was transferred to Todd Pletcher after Baffert was ruled off at Churchill Downs. Confirmed frontrunner; won the 1m G1 Breeders' Cup Dirt Mile by 5 3/4L as a 3yo (Beyer 109), then the 9f G1 Pegasus (110), 9f G1 Whitney (107), and the 9f G1 Woodward (sloppy, 97) at four. Gamely set the pace for Flightline but faded to fifth in his final start, the 2022 10f G1 Breeders' Cup Classic.



EPICENTER (2019 Not This Time), \$260,000 Kee Sept yearling. Ashford, \$45,000/\$35,000: 11 starts, 6-3-0, \$2,940,639. Champion 3yo of 2022, when he won the G2 Risen Star, G2 Louisiana Derby, G2 Jim Dandy, and 10f G1 Travers, by 5 1/4L (Beyer 112) and ran 2nd in both the G1 Kentucky Derby (to Rich Strike) and G1 Preakness (to Early Voting). Went off 2nd favorite to Flightline for the 2022 10f G1 Breeders' Cup Classic but was pulled up with a condylar fracture on the backstretch. He recovered in time to serve a full season at Ashford and has the highest number of yearlings catalogued at Keeneland (141) of any sire.

JACK CHRISTOPHER (2019 Munnings), \$135,000 yearling Fasig October, Ashford, \$45,000/\$25,000: 6 starts, 5-0-1, \$1,216,400. Unbeaten at 1m and under, his only loss coming when 3rd in the G1 9f Haskell, a race in which his sire also finished 3rd. Won both his starts at two, including the 1m G1 Champagne but was forced to miss the Breeders' Cup; came back to win the G2 Pat Day Mile, and the two NY 7-furlong G1's for 3yo's, the Woody Stephens (by 10L, Beyer 107) at Belmont Park and the Allen Jerkens at Saratoga. #2 sire by number catalogued at Keeneland (124).



GOLDEN PAL 2018 Uncle Mo), bought privately by Coolmore, Ashford, \$30,000/\$20,000; 13 starts, 8-2-0, \$1,825,131. Described by trainer Wesley Ward as the fastest horse he's ever trained, and that is saying something. We agree with that: in the G2 Woodford at Keeneland when he was a 3yo, a horse called Firecrow stuck his head in front at the top of the stretch and Golden Pal literally turned on the afterburners and sprinted away; you don't see that very often. Golden Pal is out of one of the fastest sprinting turf mares we've ever seen, Lady Shipman, by Midshipman, who won 11 stakes for Golden Pal's breeder Randall Lowe, including one G3 and 10 other black-

type races. She was a rocket; he was a rocket. He won the 5 1/2f then-G2 Breeders' Cup Juvenile Turf Sprint as a 3yo and the 5f G1 Breeders' Cup Turf Sprint as a 3yo, but he was 0-for-3 in trips to England so Europeans probably aren't as convinced about him as we are.

CORNICHE (2019 Quality Road), \$1,500,000 OBS Apr 2yo, Ashford, \$30,000/\$15,000: 4 starts, 3-0-0, \$1,263,500. Unbeaten in 3 starts at two for Baffert and Champion 2yo Male, leading all the way in every race, including the G1 American Pharoah and G1 Breeders' Cup Juvenile. He was transferred to Pletcher when Baffert was ruled off from Churchill Downs but started only once at three, when he was eased in the G2 Amsterdam at Saratoga. There's a long list of champion 2yo's who didn't train on who have made good sires.



EARLY VOTING (2019 Gun Runner), \$200,000 Kee Sept yearling, Ashford 2023, then Taylor Made, \$25,000/\$8,000: 6 starts, 3-1-0, \$1,372,500. G1 Preakness winner and one of 6 G1 winners in Gun Runner's first crop. Said to be a star physical and went to Ashford but then to the insurers after he encountered fertility problems late in his first season but was reportedly successfully treated and has stood the last two seasons at Taylor Made.

JACKIE'S WARRIOR (2018 Maclean's Music), \$95,000 Kee Sept yearling, Spendthrift, \$50,000/\$25,000: 18 starts, 12-2-2, \$2,959,164. Won 5 G1's and 5 G2's between 6f-1m and was a G1W at 2, 3, and 4, and was Champion Male Sprinter as a 3yo in 2021; oddly though he was 0-for-3 at the Breeders' Cup, all three times as the odds-on favorite. His overall record makes impressive reading, though, and he's #3 by yearling average (\$272,692) behind Flightline and Life Is Good among this group after the three Fasig sales.



CYBERKNIFE (2019 Gun Runner), \$400,000 Fasig Yearling, Spendthrift, \$30,000/\$15,000: 12 starts, 5-4-1, \$2,087,520. Another of Gun Runner's 6 G1 winners in his first crop, Cyberknife won the G1 Arkansas Derby and G1 Haskell and ran a respectful 2nd to Epicenter in the G1 Travers and gave Cody's Wish a scare when going down by a head to him after a prolonged drive in the 2022 G1 Breeders' Cup Dirt Mile at Keeneland. Has 99 yearlings at Keeneland, 84 of them in Week 2.

OLYMPIAD (2018 Speightstown), \$700,000 Kee Sept yearling, Gainesway, \$35,000/\$35,000: 13 starts, 8-2-1, \$3,027,560. Won twice at 7 furlongs in just 5 starts at two and three but improved to win six of eight starts as a 4yo. He won his first five races at four, including three G2's in succession: the 9f New Orleans Classic, the 8 1/2f Alysheba, and the 9f Stephen Foster (now back to a G1). He then ran 4th to Life Is Good in the G1 Whitney, got his well-deserved G1 win in the 10f Jockey Club Gold Cup, and finished up with a respectful 2nd to Flightline in the G1 Breeders' Cup Classic. He ran Beyers 111 in the Stephen Foster and BC Classic and is the only one of these 11 sires to have stood for the same fee in 2025 as when he went to stud in 2023.



MANDALOUN (2018 Into Mischief). Homebred, Juddmonte, \$25,000/\$15,000: 12 starts, 7-0-1, \$3,356,052. Juddmonte homebred is down in the books as a two-time G1 winner though has the unique and not altogether desirable distinction of getting both his G1 wins by DQ, finally being declared the winner of the 2021 G1 Kentucky Derby after the long-running Medina Spirit saga and getting the G1 Haskell having dropped a nose decision to Hot Rod Charlie. Mandaloun did win the G2 Risen Star as a 3yo without any help from the stewards or the courts and what he lacks in first-past-the-post G1 wins he makes up for as a sire prospect through having access to the Juddmonte broodmare band as they will definitely have

strongly supported him.

As we've said before, but it bears repeating, we believe this is the strongest group of first-crop sires maybe ever and it's notable that no fewer than 990 yearlings – over 20% of all the nearly 4,700 yearlings in the September Sale - are by these 11 sires, so buyers will have plenty of opportunities to find a few they like. But another big plus for buyers is that with so many by these sires the money will inevitably spread out to a certain extent. Think about it this way: in most sire crops, if you buy a yearling by the fifth-best first-crop sire, or the ninth-best, they're not going to figure among the very top prospects for sire success. But this year if you buy a yearling by the fifth-best or ninth-best sire, you're buying a yearling by a horse who has every chance of becoming a big-time sire.

And these of course are not the only F2024 sires at Keeneland September, these are just the ones who retired for \$25,000+. In all 33 F2024 sires have a total of 1,474 yearlings in the sale – 31.4% of the total, including, as noted above, Nashville (69), Mo Donegal (53), Drain The Clock (52), and Speaker's Corner (52), all who went to stud for <\$25,000 and have 50+ yearlings catalogued. As sure as anything something from outside the 'first eleven' will jump up like Not This Time and many others have to hit the big time as a sire. You can find a complete listing of all F2024 sires on page 8.

SIRE NAME	HIS SIRE	STANDS	2025 FEE	2023 FEE	2025 YRLG	2024 WNLG	KEE BOOK 1+2	KEE BOOK 3+	TOT KEE
LIFE IS GOOD	INTO MISCHIEF	WINSTAR	75,000	100,000	448,333	325,625	53	40	93
FLIGHTLINE	TAPIT	LANE'S END	150,000	200,000	968,147	655,896	52	11	63
EPICENTER	NOT THIS TIME	ASHFORD	35,000	45,000	174,000	91,882	33	108	141
JACKIE'S WARRIOR	MACLEAN'S MUSIC	SPENDTHRIFT	25,000	50,000	272,692	151,482	33	49	82
GOLDEN PAL	UNCLE MO	ASHFORD	20,000	30,000	189,600	97,897	32	81	113
JACK CHRISTOPHER	MUNNINGS	ASHFORD	25,000	45,000	175,416	93,227	23	101	124
OLYMPIAD	SPEIGHTSTOWN	GAINESWAY	35,000	35,000	127,600	97,750	19	82	101
CYBERKNIFE	GUN RUNNER	SPENDTHRIFT	15,000	30,000	133,181	70,397	15	84	99
EARLY VOTING	GUN RUNNER	TAYLOR MADE	8,000	25,000	92,833	64,000	9	51	60
MANDALOUN	INTO MISCHIEF	JUDDMONTE	15,000	25,000	205,142	74,613	9	44	53
CORNICHE	QUALITY ROAD	ASHFORD	15,000	30,000	170,500	96,108	6	54	60



Top 12 yearlings by price, Keeneland September 2024

KEENELAND SEPTEMBER 2024: Results Summary

Book	Day	Catalogued	Sold	Pct	\$ Gross	\$ Average
1	1	181	108	59.7	57,045,000	528,194
1	2	182	114	62.6	68,220,000	598,427
Book 1	Total	363	222	61.2	125,265,000	564,256
2	1	380	237	62.4	72,727,000	306,865
2	2	372	231	62.1	64,801,000	280,524
Book 2	Total	752	468	62.2	137,528,000	293,863
Week 1	Total	1115	690	61.9	262,793,000	380,859
3	1	418	299	71.5	49,595,000	165,870
3	2	420	268	63.8	37,411,000	139,593
Book 3	Total	838	567	67.7	87,006,000	153,450
4	1	420	306	72.9	26,285,000	85,899
4	2	419	310	74.0	21,932,000	70,748
Book 4	Total	839	616	73.4	48,190,000	78,230
5	1	413	316	76.5	14,045,000	44,446
5	2	413	285	69.0	9,529,000	33,435
Book 5	Total	826	601	72.8	23,574,000	39,225
6	1	400	209	52.2	3,673,000	17,574
6	2	389	211	54.2	2,834,000	13,431
Book 6	Total	789	420	53.2	6,507,000	15,494
Week 2	Total	3292	2204	67.0	165,304,000	75,002
Whole Sale	Total	4407	2894	65.7	428,097,000	147,926

KEENELAND SEPTEMBER SALE PREVIEW

56 SIRES WITH 33+ CATALOGUED, KEENELAND SEPTEMBER 2025

SIRE NAME	FFLS	HIS SIRE	ST	2025 FEE	2023 FEE	2025 YRLG	2024 YRLG	2024 WNLG	APEX ARI	C	F	TOTAL
EPICENTER	2024	NOT THIS TIME	KY	35,000	45,000	166,000	-	91,882	-	65	76	141
JACK CHRISTOPHER	2024	MUNNINGS	KY	25,000	45,000	152,500	-	93,227	-	64	60	124
GOLDEN PAL	2024	UNCLE MO	KY	20,000	30,000	177,778	-	97,897	-	56	57	113
UNCLE MO	2013	INDIAN CHARLIE	DEAD	125,000	150,000	690,000	338,479	167,333	2.75	61	49	110
CHARLATAN	2023	SPEIGHTSTOWN	KY	50,000	50,000	343,750	254,774	95,962	-	49	53	102
OLYMPIAD	2024	SPEIGHTSTOWN	KY	35,000	35,000	112,571	-	97,750	-	55	46	101
CYBERKNIFE	2024	GUN RUNNER	KY	15,000	30,000	113,789	-	70,397	-	40	59	99
LIFE IS GOOD	2024	INTO MISCHIEF	KY	75,000	100,000	471,000	-	325,625	-	40	53	93
GOOD MAGIC	2020	CURLIN	KY	125,000	50,000	764,000	226,618	151,333	2.32	38	46	84
YAUPON	2023	UNCLE MO	KY	25,000	30,000	233,636	169,830	74,842	-	43	41	84
JACKIE'S WARRIOR	2024	MACLEAN'S MUSIC	KY	25,000	50,000	272,692	-	151,482	-	43	39	82
AUTHENTIC	2022	INTO MISCHIEF	KY	15,000	60,000	70,000	102,666	38,933	0.98	38	42	80
NOT THIS TIME	2018	GIANT'S CAUSEWAY	KY	175,000	135,000	707,857	357,787	268,750	3.09	43	36	79
PRACTICAL JOKE	2019	INTO MISCHIEF	KY	75,000	25,000	220,071	156,901	96,274	1.91	45	34	79
GIRVIN	2020	TALE OF EKATI	KY	25,000	20,000	111,667	105,835	37,025	1.88	40	37	77
JUSTIFY	2020	SCAT DADDY	KY	250,000	100,000	570,833	326,254	278,913	3.75	37	40	77
CONSTITUTION	2017	TAPIT	KY	110,000	110,000	528,333	330,171	247,500	2.63	38	36	74
NYQUIST	2018	UNCLE MO	KY	175,000	55,000	455,000	293,959	208,333	2.05	36	38	74
OMAHA BEACH	2021	WAR FRONT	KY	35,000	30,000	166,667	81,808	52,800	2.58	36	36	72
LIAM'S MAP	2017	UNBRIDLED'S SONG	KY	40,000	40,000	150,000	168,072	83,166	1.74	37	34	71
INTO MISCHIEF	2010	HARLAN'S HOLIDAY	KY	250,000	250,000	1,424,500	546,721	558,333	3.13	33	37	70
MCKINZIE	2022	STREET SENSE	KY	75,000	30,000	250,000	156,159	134,812	2.73	38	31	69
MUNNINGS	2012	SPEIGHTSTOWN	KY	65,000	100,000	206,364	174,558	93,777	1.80	37	32	69
NASHVILLE	2024	SPEIGHTSTOWN	KY	15,000	15,000	113,636	-	57,500	-	30	39	69
FLIGHTLINE	2024	TAPIT	KY	150,000	200,000	968,147	-	655,896	-	32	31	63
UPSTART	2018	FLATTER	KY	25,000	30,000	167,500	67,427	38,710	1.25	30	33	63
VEKOMA	2022	CANDY RIDE	KY	35,000	15,000	242,667	141,841	75,333	3.74	33	30	63
MACLEAN'S MUSIC	2014	DISTORTED HUMOR	KY	40,000	50,000	239,000	135,739	59,653	1.16	35	27	62
CORNICHE	2024	QUALITY ROAD	KY	15,000	30,000	169,083	-	96,108	-	33	27	60
EARLY VOTING	2024	GUN RUNNER	KY	8,000	25,000	150,769	-	64,000	-	31	29	60
TWIRLING CANDY	2013	CANDY RIDE	KY	60,000	60,000	261,667	143,737	151,692	1.87	28	31	59
ESSENTIAL QUALITY	2023	TAPIT	KY	50,000	75,000	156,667	186,356	110,785	-	32	25	57
BOLT D'ORO	2020	MEDAGLIA D'ORO	KY	15,000	35,000	260,000	82,184	44,178	1.79	31	25	56
GUN RUNNER	2019	CANDY RIDE	KY	250,000	PVT	1,581,250	525,987	1,145,108	4.35	36	20	56
HARD SPUN	2009	DANZIG	KY	25,000	35,000	120,000	69,085	44,666	1.46	25	30	55
CURLIN	2010	SMART STRIKE	KY	225,000	225,000	841,667	578,750	600,000	3.37	36	18	54
ARMY MULE	2020	FRIESAN FIRE	KY	20,000	12,500	93,571	75,345	44,153	1.56	35	18	53
MANDALOUN	2024	INTO MISCHIEF	KY	15,000	25,000	163,000	-	74,613	-	29	24	53
MO DONEGAL	2024	UNCLE MO	KY	5,000	20,000	54,111	-	33,632	-	34	19	53
DRAIN THE CLOCK	2024	MACLEAN'S MUSIC	KY	10,000	10,000	100,714	-	50,303	-	26	26	52
SPEAKER'S CORNER	2024	STREET SENSE	KY	10,000	20,000	111,667	-	37,208	-	27	25	52
MAXFIELD	2023	STREET SENSE	KY	40,000	40,000	256,250	203,056	92,214	-	28	23	51
OSCAR PERFORMANCE	2020	KITTEN'S JOY	KY	45,000	20,000	161,250	145,894	58,147	3.01	27	23	50
CITY OF LIGHT	2020	QUALITY ROAD	KY	35,000	60,000	148,333	132,120	85,000	2.19	18	24	42
VOLATILE	2022	VIOLENCE	KY	12,500	12,500	135,000	53,890	23,900	0.70	18	24	42
GREATEST HONOUR	2024	TAPIT	KY	7,500	7,500	50,400	-	18,937	-	19	22	41
HIGHLY MOTIVATED	2024	INTO MISCHIEF	KY	7,500	7,500	49,600	-	20,166	-	20	19	39
MYSTIC GUIDE	2024	GHOSTZAPPER	KY	7,500	15,000	80,833	-	40,250	-	19	20	39
AMERICAN PHAROAH	2017	PIONEEROF THE NILE	KY	45,000	60,000	65,000	156,371	66,125	2.12	18	20	38
STREET SENSE	2009	STREET CRY	KY	50,000	75,000	500,000	153,794	151,666	1.90	18	20	38
CAIRO PRINCE	2016	PIONEEROF THE NILE	KY	15,000	15,000	140,000	51,959	21,585	1.06	15	20	35
CANDY RIDE	2006	RIDE THE RAILS	KY	75,000	75,000	391,500	140,546	130,000	2.23	13	21	34
QUALITY ROAD	2012	ELUSIVE QUALITY	KY	150,000	200,000	562,500	303,009	223,166	2.07	17	17	34
TAPIT	2006	PULPIT	KY	185,000	185,000	775,000	442,030	387,500	2.63	23	11	34
PINEHURST	2024	TWIRLING CANDY	KY	7,500	7,500	23,000	-	18,972	-	13	20	33
VINO ROSSO	2021	CURLIN	KY	7,500	15,000	-	30,875	13,038	0.83	17	16	33

KEENELAND SEPTEMBER SALE PREVIEW

51 SIRES WITH 3+ CATALOGUED TO BOOK 1&2, KEENELAND SEPTEMBER 2025

SIRE NAME	FFLS	HIS SIRE	ST	2025 FEE	2023 FEE	2025 YRLG	2024 YRLG	2024 WNLG	APEX ARI	BK 1	BK 2	BK 1&2	BK 3+	TOT
UNCLE MO	2013	INDIAN CHARLIE	DEAD	125,000	150,000	690,000	338,479	167,333	2.75	21	41	62	48	110
JUSTIFY	2020	SCAT DADDY	KY	250,000	100,000	570,833	326,254	278,913	3.75	26	36	62	15	77
NOT THIS TIME	2018	GIANT'S CAUSEWAY	KY	175,000	135,000	707,857	357,787	268,750	3.09	32	27	59	20	79
INTO MISCHIEF	2010	HARLAN'S HOLIDAY	KY	250,000	250,000	1,424,500	546,721	558,333	3.13	35	23	58	12	70
LIFE IS GOOD	2024	INTO MISCHIEF	KY	75,000	100,000	471,000	-	325,625	-	17	36	53	40	93
FLIGHTLINE	2024	TAPIT	KY	150,000	200,000	968,147	-	655,896	-	33	19	52	11	63
GUN RUNNER	2019	CANDY RIDE	KY	250,000	PVT	1,581,250	525,987	1,145,108	4.35	30	17	47	9	56
CURLIN	2010	SMART STRIKE	KY	225,000	225,000	841,667	578,750	600,000	3.37	25	22	47	7	54
NYQUIST	2018	UNCLE MO	KY	175,000	55,000	455,000	293,959	208,333	2.05	14	29	43	31	74
GOOD MAGIC	2020	CURLIN	KY	125,000	50,000	764,000	226,618	151,333	2.32	9	31	40	44	84
CONSTITUTION	2017	TAPIT	KY	110,000	110,000	528,333	330,171	247,500	2.63	10	26	36	38	74
EPICENTER	2024	NOT THIS TIME	KY	35,000	45,000	166,000	-	91,882	-	3	30	33	108	141
JACKIE'S WARRIOR	2024	MACLEAN'S MUSIC	KY	25,000	50,000	272,692	-	151,482	-	5	28	33	49	82
GOLDEN PAL	2024	UNCLE MO	KY	20,000	30,000	177,778	-	97,897	-	7	25	32	81	113
TAPIT	2006	PULPIT	KY	185,000	185,000	775,000	442,030	387,500	2.63	18	11	29	5	34
QUALITY ROAD	2012	ELUSIVE QUALITY	KY	150,000	200,000	562,500	303,009	223,166	2.07	12	12	24	10	34
JACK CHRISTOPHER	2024	MUNNINGS	KY	25,000	45,000	152,500	-	93,227	-	2	21	23	101	124
CHARLATAN	2023	SPEIGHTSTOWN	KY	50,000	50,000	343,750	254,774	95,962	-	3	20	23	79	102
MUNNINGS	2012	SPEIGHTSTOWN	KY	65,000	100,000	206,364	174,558	93,777	1.80	3	20	23	46	69
PRACTICAL JOKE	2019	INTO MISCHIEF	KY	75,000	25,000	220,071	156,901	96,274	1.91	5	15	20	59	79
OLYMPIAD	2024	SPEIGHTSTOWN	KY	35,000	35,000	112,571	-	97,750	-	2	17	19	82	101
TWIRLING CANDY	2013	CANDY RIDE	KY	60,000	60,000	261,667	143,737	151,692	1.87	2	17	19	40	59
YAUPON	2023	UNCLE MO	KY	25,000	30,000	233,636	169,830	74,842	-	3	13	16	68	84
LIAM'S MAP	2017	UNBRIDLED'S SONG	KY	40,000	40,000	150,000	168,072	83,166	1.74	0	16	16	55	71
MAXFIELD	2023	STREET SENSE	KY	40,000	40,000	256,250	203,056	92,214	-	2	14	16	35	51
CYBERKNIFE	2024	GUN RUNNER	KY	15,000	30,000	113,789	-	70,397	-	4	11	15	84	99
AMERICAN PHAROAH	2017	PIONEEROF THE NILE	KY	45,000	60,000	65,000	156,371	66,125	2.12	5	10	15	23	38
MEDAGLIA D'ORO	2006	EL PRADO	KY	75,000	100,000	411,667	290,068	140,000	2.68	3	11	14	14	28
MCKINZIE	2022	STREET SENSE	KY	75,000	30,000	250,000	156,159	134,812	2.73	1	12	13	56	69
VEKOMA	2022	CANDY RIDE	KY	35,000	15,000	242,667	141,841	75,333	3.74	1	12	13	50	63
CANDY RIDE	2006	RIDE THE RAILS	KY	75,000	75,000	391,500	140,546	130,000	2.23	3	10	13	21	34
GIRVIN	2020	TALE OF EKATI	KY	25,000	20,000	111,667	105,835	37,025	1.88	0	12	12	65	77
SPEIGHTSTOWN	2006	GONE WEST	DEAD	-	80,000	65,000	209,086	177,500	2.56	4	8	12	6	18
ESSENTIAL QUALITY	2023	TAPIT	KY	50,000	75,000	156,667	186,356	110,785	-	1	9	10	47	57
OSCAR PERFORMANCE	2020	KITTEN'S JOY	KY	45,000	20,000	161,250	145,894	58,147	3.01	3	7	10	40	50
UPSTART	2018	FLATTER	KY	25,000	30,000	167,500	67,427	38,710	1.25	2	7	9	54	63
EARLY VOTING	2024	GUN RUNNER	KY	8,000	25,000	150,769	-	64,000	-	2	7	9	51	60
MANDALOUN	2024	INTO MISCHIEF	KY	15,000	25,000	163,000	-	74,613	-	1	8	9	44	53
OMAHA BEACH	2021	WAR FRONT	KY	35,000	30,000	166,667	81,808	52,800	2.58	0	8	8	64	72
WAR FRONT	2008	DANZIG	KY	75,000	100,000	215,000	134,615	72,452	2.68	2	6	8	12	20
CITY OF LIGHT	2020	QUALITY ROAD	KY	35,000	60,000	148,333	132,120	85,000	2.19	1	6	7	35	42
CORNICHE	2024	QUALITY ROAD	KY	15,000	30,000	169,083	-	96,108	-	0	6	6	54	60
TIZ THE LAW	2022	CONSTITUTION	KY	30,000	30,000	221,667	79,092	58,200	3.64	0	6	6	21	27
GHOSTZAPPER	2007	AWESOME AGAIN	KY	PVT	75,000	-	169,631	131,250	2.14	0	6	6	15	21
NO NAY NEVER	2016	SCAT DADDY	IRE	125,000	175,000	-	265,734	111,308	2.02	2	4	6	2	8
BOLT D'ORO	2020	MEDAGLIA D'ORO	KY	15,000	35,000	260,000	82,184	44,178	1.79	0	5	5	51	56
HARD SPUN	2009	DANZIG	KY	25,000	35,000	120,000	69,085	44,666	1.46	1	4	5	50	55
STREET SENSE	2009	STREET CRY	KY	50,000	75,000	500,000	153,794	151,666	1.90	1	4	5	33	38
NASHVILLE	2024	SPEIGHTSTOWN	KY	15,000	15,000	113,636	-	57,500	-	0	3	3	66	69
MACLEAN'S MUSIC	2014	DISTORTED HUMOR	KY	40,000	50,000	239,000	135,739	59,653	1.16	0	3	3	59	62
VIOLENCE	2015	MEDAGLIA D'ORO	KY	30,000	40,000	416,667	103,880	69,444	1.29	0	3	3	27	30

KEENELAND SEPTEMBER SALE PREVIEW

33 SIRES WITH FIRST FOALS 2024, KEENELAND SEPTEMBER 2025

SIRE NAME	FFLS	HIS SIRE	ST	2025 FEE	2023 FEE	2025 YRLG	2024 WNLG	BK 1	BK 2	BK 3	BK 4	BK 5	TOT
ALOHA WEST	2024	HARD SPUN	KY	8,500	10,000	18,000	20,852	0	0	0	5	17	22
COLONEL LIAM	2024	LIAM'S MAP	FL	6,500	7,500	-	8,333	0	0	0	0	1	1
CORNICHE	2024	QUALITY ROAD	KY	15,000	30,000	169,083	96,108	0	6	18	19	17	60
CYBERKNIFE	2024	GUN RUNNER	KY	15,000	30,000	113,789	70,397	4	11	21	28	35	99
DRAIN THE CLOCK	2024	MACLEAN'S MUSIC	KY	10,000	10,000	100,714	50,303	0	2	4	12	34	52
EARLY VOTING	2024	GUN RUNNER	KY	8,000	25,000	150,769	64,000	2	7	10	16	25	60
EPICENTER	2024	NOT THIS TIME	KY	35,000	45,000	166,000	91,882	3	30	36	30	42	141
FIRE AT WILL	2024	DECLARATION OF WAR	NY	-	6,000	-	9,500	0	0	0	0	1	1
FLIGHTLINE	2024	TAPIT	KY	150,000	200,000	968,147	655,896	33	19	10	0	1	63
GOLDEN PAL	2024	UNCLE MO	KY	20,000	30,000	177,778	97,897	7	25	33	20	28	113
GREATEST HONOUR	2024	TAPIT	KY	7,500	7,500	50,400	18,937	0	0	2	4	35	41
HAPPY SAVER	2024	SUPER SAVER	KY	7,500	12,500	87,500	33,616	0	1	2	3	17	23
HIGHLY MOTIVATED	2024	INTO MISCHIEF	KY	7,500	7,500	49,600	20,166	0	0	3	4	32	39
IDOL	2024	CURLIN	KY	7,500	10,000	87,333	22,192	0	0	2	2	21	25
JACK CHRISTOPHER	2024	MUNNINGS	KY	25,000	45,000	152,500	93,227	2	21	40	37	24	124
JACKIE'S WARRIOR	2024	MACLEAN'S MUSIC	KY	25,000	50,000	272,692	151,482	5	28	34	8	7	82
KEEPMEINMIND	2024	LAOBAN	NY	-	6,500	20,500	7,833	0	0	0	0	1	1
LIFE IS GOOD	2024	INTO MISCHIEF	KY	75,000	100,000	471,000	325,625	17	36	26	11	3	93
MANDALOUN	2024	INTO MISCHIEF	KY	15,000	25,000	163,000	74,613	1	8	16	15	13	53
MIND CONTROL	2024	STAY THIRSTY	NY	8,500	8,500	70,714	14,931	0	0	0	0	11	11
MO DONEGAL	2024	UNCLE MO	KY	5,000	20,000	54,111	33,632	0	2	1	5	45	53
MYSTIC GUIDE	2024	GHOSTZAPPER	KY	7,500	15,000	80,833	40,250	0	1	4	6	28	39
NASHVILLE	2024	SPEIGHTSTOWN	KY	15,000	15,000	113,636	57,500	0	3	5	19	42	69
OLYMPIAD	2024	SPEIGHTSTOWN	KY	35,000	35,000	112,571	97,750	2	17	25	32	25	101
PINEHURST	2024	TWIRLING CANDY	KY	7,500	7,500	23,000	18,972	0	0	2	5	26	33
ROADSTER	2024	QUALITY ROAD	FL	7,500	7,500	25,000	15,518	0	0	0	1	1	2
SACRED LIFE	2024	SIYOUNI	KY	2,000	-	-	16,000	0	0	0	0	2	2
SIR WINSTON	2024	AWESOME AGAIN	KY	5,000	7,500	-	15,583	0	0	0	0	5	5
SPEAKER'S CORNER	2024	STREET SENSE	KY	10,000	20,000	111,667	37,208	0	2	0	9	41	52
STATE OF REST	2024	STARSPANGLED BANNER	IRE	-	25,000	-	32,590	0	0	0	0	1	1
TALE OF SILENCE	2024	TALE OF EKATI	KY	2,500	PVT	-	-	0	0	0	0	6	6
TITLE READY	2024	MORE THAN READY	KY	2,500	PVT	-	-	0	0	0	0	6	6
WARRIOR'S CHARGE	2024	MUNNINGS	NY	5,000	5,000	60,000	8,625	0	0	0	0	1	1

Click here for the full data table for Keeneland September Sale Preview

EUROPEAN YEARLING SALES PREVIEW

53 SIRES WITH 9+ CATALOGUED, GOFFS ORBY / TATTERSALLS OCTOBER BOOKS 1 & 2

SIRE NAME	FFLS	HIS SIRE	ST	2024 FEE	2022 FEE	2024 YRLG	APEX ARI	ORBY 1	OCT 1	OCT 2	ALL YRLG
BLUE POINT	2021	SHAMARDAL	IRE	100,000	35,000	225,575	2.18	25	22	36	83
MEHMAS	2018	ACCLAMATION	IRE	70,000	60,000	155,335	1.61	18	22	33	73
LOPE DE VEGA	2012	SHAMARDAL	IRE	175,000	125,000	319,459	2.67	11	33	24	68
SIOUX NATION	2020	SCAT DADDY	IRE	30,000	17,500	58,892	1.72	31	9	28	68
HAVANA GREY	2020	HAVANA GOLD	ENG	PVT	18,500	128,318	2.00	9	17	41	67
NO NAY NEVER	2016	SCAT DADDY	IRE	125,000	175,000	265,734	2.02	19	27	20	66
SEA THE STARS	2011	CAPE CROSS	IRE	250,000	180,000	396,378	3.44	11	35	15	61
STARSPANGLED BANNER	2012	CHOISIR	IRE	45,000	50,000	113,286	1.51	19	15	27	61
WOOTTON BASSETT	2013	IFFRAAJ	IRE	300,000	150,000	406,334	3.45	19	30	11	60
NEW BAY	2018	DUBAWI	IRE	75,000	75,000	144,784	2.54	12	15	31	58
NIGHT OF THUNDER	2017	DUBAWI	IRE	150,000	100,000	392,721	2.87	4	34	19	57
GHAIIYATH	2022	DUBAWI	IRE	20,000	25,000	71,265	0.93	9	8	39	56
CAMELOT	2015	MONTJEU	IRE	75,000	60,000	265,436	2.33	15	19	19	53
TOO DARN HOT	2021	DUBAWI	ENG	90,000	40,000	246,267	2.35	5	16	28	49
BAAEED	2024	SEA THE STARS	ENG	65,000	80,000	-	-	3	23	22	48
MINZAAL	2024	MEHMAS	IRE	12,500	15,000	-	-	12	6	29	47
CHURCHILL	2019	GALILEO	IRE	25,000	30,000	109,527	1.45	22	5	14	41
DARK ANGEL	2009	ACCLAMATION	IRE	60,000	60,000	178,336	1.90	9	8	22	39
BLACKBEARD	2024	NO NAY NEVER	IRE	17,500	25,000	-	-	13	9	15	37
KINGMAN	2016	INVINCIBLE SPIRIT	ENG	125,000	125,000	387,009	2.63	2	27	8	37
ST MARK'S BASILICA	2023	SIYOUNI	IRE	40,000	65,000	233,986	-	12	10	14	36
FRANKEL	2014	GALILEO	ENG	350,000	275,000	974,087	4.29	4	30	1	35
SAXON WARRIOR	2020	DEEP IMPACT	IRE	15,000	35,000	42,843	1.67	14	6	14	34
STARMAN	2023	DUTCH ART	IRE	10,000	15,000	53,093	-	9	7	18	34
SHOWCASING	2012	OASIS DREAM	ENG	35,000	45,000	85,139	1.23	9	6	18	33
PINATUBO	2022	SHAMARDAL	ENG	30,000	35,000	98,086	1.15	6	3	17	26
PALACE PIER	2023	KINGMAN	ENG	32,000	50,000	97,093	-	3	3	17	23
KODIAC	2008	DANEHILL	IRE	25,000	40,000	81,325	1.02	5	6	7	18
SIYOUNI	2012	PIVOTAL	FR	200,000	150,000	431,870	1.84	1	10	7	18
SEA THE MOON	2016	SEA THE STARS	ENG	22,500	25,000	61,812	1.70	5	2	10	17
STATE OF REST	2024	STARSPANGLED BANNER	IRE	-	25,000	-	-	9	2	6	17
NATHANIEL	2014	GALILEO	ENG	20,000	15,000	90,556	1.47	2	3	11	16
BAYSIDE BOY	2024	NEW BAY	IRE	12,500	15,000	-	-	11	1	3	15
CRACKSMAN	2020	FRANKEL	ENG	12,500	17,500	39,920	0.42	3	2	10	15
COTAI GLORY	2019	EXCEED AND EXCEL	IRE	15,000	12,500	37,975	1.20	7	1	6	14
SPACE BLUES	2023	DUBAWI	IRE	16,000	16,000	74,378	-	6	1	7	14
PERSIAN FORCE	2024	MEHMAS	IRE	8,000	10,000	-	-	5	3	5	13
AUSTRALIA	2016	GALILEO	IRE	10,000	25,000	67,186	2.27	2	4	6	12
NAVAL CROWN	2024	DUBAWI	IRE	9,000	15,000	-	-	4	1	7	12
SUPREMACY	2023	MEHMAS	IRE	8,000	10,000	44,039	-	4	2	6	12
DUBAWI	2007	DUBAI MILLENNIUM	ENG	350,000	350,000	948,189	5.26	0	11	0	11
KAMEKO	2022	KITTEN'S JOY	ENG	20,000	15,000	81,080	1.34	2	3	6	11
ZARAK	2019	DUBAWI	FR	80,000	60,000	135,496	3.51	1	1	9	11
ZOUSTAR	2020	NORTHERN METEOR	AUS	-	30,000	55,093	0.97	2	2	7	11
HARRY ANGEL	2020	DARK ANGEL	ENG	10,000	10,000	43,256	0.76	2	1	7	10
INVINCIBLE SPIRIT	2004	GREEN DESERT	RETIRED	-	PVT	62,214	1.38	6	0	4	10
PERFECT POWER	2024	ARDAD	ENG	7,500	15,000	-	-	1	1	8	10
STUDY OF MAN	2021	DEEP IMPACT	ENG	25,000	12,500	72,405	1.90	1	0	9	10
ARDAD	2019	KODIAC	ENG	12,500	12,500	51,712	0.57	2	1	6	9
GLENEAGLES	2017	GALILEO	IRE	20,000	17,500	78,871	2.10	4	2	3	9
HELLO YOUMZAIN	2022	KODIAC	FR	40,000	22,500	68,139	1.15	1	3	4	8
LOPE Y FERNANDEZ	2023	LOPE DE VEGA	ENG	7,500	8,500	38,027	-	1	0	6	7
MOHAATHER	2022	SHOWCASING	ENG	15,000	15,000	69,551	1.15	5	0	2	7
TEOFILO	2009	GALILEO	IRE	30,000	30,000	109,176	2.62	2	1	4	7

[Click here for the full data table for Goffs Orby / Tattersalls October books 1&2 preview](#)

SECTION 2: SIRE SALES AVERAGES

YEARLING AVERAGES, 54 SIREs WITH 2+ SOLD, \$90K+ AVG PRICE

Thru August 13, 2025- Sires with 2 or more yearlings sold 90k+ average

SIRE NAME	YOB	HIS SIRE	FFLS	ST	2025 FEE	2023 FEE	# RING	# SOLD	US\$ AVG	US\$ MED	'24 US\$ AVG
GUN RUNNER	2013	CANDY RIDE	2019	KY	250,000	PVT	9	8	1,581,250	1,287,500	525,987
INTO MISCHIEF	2005	HARLAN'S HOLIDAY	2010	KY	250,000	250,000	12	10	1,424,500	775,000	546,721
FLIGHTLINE	2018	TAPIT	2024	KY	150,000	200,000	9	8	968,147	750,000	-
CURLIN	2004	SMART STRIKE	2010	KY	225,000	225,000	4	3	841,667	700,000	578,750
GOOD MAGIC	2015	CURLIN	2020	KY	125,000	50,000	7	5	764,000	525,000	226,618
NOT THIS TIME	2014	GIANT'S CAUSEWAY	2018	KY	175,000	135,000	14	14	707,857	737,500	357,787
UNCLE MO	2008	INDIAN CHARLIE	2013	DEAD	125,000	150,000	11	9	690,000	650,000	338,479
JUSTIFY	2015	SCAT DADDY	2020	KY	250,000	100,000	9	6	570,833	387,500	326,254
QUALITY ROAD	2006	ELUSIVE QUALITY	2012	KY	150,000	200,000	6	6	562,500	575,000	303,009
CONSTITUTION	2011	TAPIT	2017	KY	110,000	110,000	10	9	528,333	500,000	330,171
STREET SENSE	2004	STREET CRY	2009	KY	50,000	75,000	4	4	500,000	475,000	153,794
LIFE IS GOOD	2018	INTO MISCHIEF	2024	KY	75,000	100,000	10	10	471,000	417,500	-
NYQUIST	2013	UNCLE MO	2018	KY	175,000	55,000	11	8	455,000	460,000	293,959
VIOLENCE	2010	MEDAGLIA D'ORO	2015	KY	30,000	40,000	4	3	416,667	400,000	103,880
MEDAGLIA D'ORO	1999	EL PRADO	2006	KY	75,000	100,000	5	3	411,667	410,000	290,068
CANDY RIDE	1999	RIDE THE RAILS	2006	KY	75,000	75,000	3	2	391,500	-	140,546
CHARLATAN	2017	SPEIGHTSTOWN	2023	KY	50,000	50,000	6	4	343,750	400,000	254,774
JACKIE'S WARRIOR	2018	MACLEAN'S MUSIC	2024	KY	25,000	50,000	15	13	272,692	275,000	-
TWIRLING CANDY	2007	CANDY RIDE	2013	KY	60,000	60,000	7	3	261,667	300,000	143,737
BOLT D'ORO	2015	MEDAGLIA D'ORO	2020	KY	15,000	35,000	9	8	260,000	120,000	82,184
MAXFIELD	2017	STREET SENSE	2023	KY	40,000	40,000	5	4	256,250	237,500	203,056
MCKINZIE	2015	STREET SENSE	2022	KY	75,000	30,000	7	3	250,000	150,000	156,159
VEKOMA	2017	CANDY RIDE	2022	KY	35,000	15,000	15	15	242,667	200,000	141,841
MACLEAN'S MUSIC	2008	DISTORTED HUMOR	2014	KY	40,000	50,000	7	5	239,000	170,000	135,739
YAUPON	2017	UNCLE MO	2023	KY	25,000	30,000	12	11	233,636	200,000	169,830
TIZ THE LAW	2017	CONSTITUTION	2022	KY	30,000	30,000	6	6	221,667	185,000	79,092
PRACTICAL JOKE	2014	INTO MISCHIEF	2019	KY	75,000	25,000	16	14	220,071	165,000	156,901
WAR FRONT	2002	DANZIG	2008	KY	75,000	100,000	2	2	215,000	215,000	134,615
MUNNINGS	2006	SPEIGHTSTOWN	2012	KY	65,000	100,000	11	11	206,364	190,000	174,558
BLAME	2006	ARCH	2012	KY	25,000	25,000	5	4	200,000	125,000	91,119
GOLDEN PAL	2018	UNCLE MO	2024	KY	20,000	30,000	21	18	177,778	127,500	-
CORNICHE	2019	QUALITY ROAD	2024	KY	15,000	30,000	13	12	169,083	150,000	-
UPSTART	2012	FLATTER	2018	KY	25,000	30,000	9	8	167,500	172,500	67,427
OMAHA BEACH	2016	WAR FRONT	2021	KY	35,000	30,000	4	3	166,667	40,000	81,808
EPICENTER	2019	NOT THIS TIME	2024	KY	35,000	45,000	13	10	166,000	167,500	-
MANDALOUN	2018	INTO MISCHIEF	2024	KY	15,000	25,000	13	12	163,000	87,500	-
OSCAR PERFORMANCE	2014	KITTEN'S JOY	2020	KY	45,000	20,000	5	4	161,250	112,500	145,894
ESSENTIAL QUALITY	2018	TAPIT	2023	KY	50,000	75,000	5	3	156,667	150,000	186,356
JACK CHRISTOPHER	2019	MUNNINGS	2024	KY	25,000	45,000	19	18	152,500	137,500	-
EARLY VOTING	2019	GUN RUNNER	2024	KY	8,000	25,000	14	13	150,769	120,000	-
LIAM'S MAP	2011	UNBRIDLED'S SONG	2017	KY	40,000	40,000	9	6	150,000	155,000	168,072
CITY OF LIGHT	2014	QUALITY ROAD	2020	KY	35,000	60,000	3	3	148,333	150,000	132,120
COMPLEXITY	2016	MACLEAN'S MUSIC	2022	KY	25,000	12,500	2	2	137,500	137,500	104,750
VOLATILE	2016	VIOLENCE	2022	KY	12,500	12,500	7	5	135,000	120,000	53,890
ROCK YOUR WORLD	2018	CANDY RIDE	2023	KY	5,000	10,000	2	2	132,500	132,500	30,871
HARD SPUN	2004	DANZIG	2009	KY	25,000	35,000	5	3	120,000	60,000	69,085
CYBERKNIFE	2019	GUN RUNNER	2024	KY	15,000	30,000	23	19	113,789	95,000	-
NASHVILLE	2017	SPEIGHTSTOWN	2024	KY	15,000	15,000	14	11	113,636	140,000	-
OLYMPIAD	2018	SPEIGHTSTOWN	2024	KY	35,000	35,000	8	7	112,571	80,000	-
GIRVIN	2014	TALE OF EKATI	2020	KY	25,000	20,000	5	3	111,667	120,000	105,835
SPEAKER'S CORNER	2018	STREET SENSE	2024	KY	10,000	20,000	8	6	111,667	120,000	-
DRAIN THE CLOCK	2018	MACLEAN'S MUSIC	2024	KY	10,000	10,000	27	21	100,714	90,000	-
MIDSHIPMAN	2006	UNBRIDLED'S SONG	2012	KY	12,500	20,000	3	2	100,000	100,000	56,388
ARMY MULE	2014	FRIESAN FIRE	2020	KY	20,000	12,500	8	7	93,571	80,000	75,345

[Click here for the complete roster of NA sire yearling averages](#)

SECTION 3: SOUTHERN HEMISPHERE SEASON-END 24/25 APEX RATINGS

A SHORT EXPLANATION OF APEX SIRE RATINGS

APEX Sire Ratings were developed at Racing Update 30 years ago and are essentially a better average-earnings index. APEX by the way stands for Annual Progeny Earnings IndeX. One key difference is this: the average-earnings index divides all earnings by a sire by the number of his runners in a year (or season, in the Southern Hemisphere) and divides the sire's average earnings by the average earnings for all sires in that jurisdiction in that year; if the average earnings for all runners is say \$15,000 and the average earnings per runner for the sire you're querying is \$15,000, his average-earnings index for that year is 1.00.

APEX establishes three class levels: A Runners (the top 2% of earners/runners); B Runners (the next 2%); C Runners (the next 4%); and therefore ABC Runners (the top 8%), then measures the frequency with which a sire gets runners in each of these categories and divides the sire's percentage of, for example, A Runners by 2% (the percentage for all sires from all runners counted by APEX). In APEX ratings one huge earner can't inflate a sire's index rating like it does in the average-earnings index; it's just another A Runner. Over horses' careers, about 4% of named foals become A Runners in one or more seasons – about the same percentage of Group-Graded plus Listed winners.

There are two other key differences from a cumulative average-earnings index. First, we limit the data to the previous seven seasons (for the 2024/2025 ratings: 2018/19-2024/25), which identifies sires who might have once been great but have fallen off. Second, we do not count all runners by all sires in our calculations. That method seems logical but in fact, when applied commercially, it tends to inflate sires' ratings within the commercial population. We exclude all sires which average fewer than 10 foals/crop as having no impact in the thoroughbred commercial world. This eliminates about a third of sires and 20% of foals but results in index figures which have a more accurate commercial application than the 'purer' all sires/all runners method. Our method is absolutely just as logically sound – and much more accurate when applied commercially. We also do not assign APEX ratings until sires have 3yo's; the numbers for freshman sires just prove to be too dodgy.

One thing APEX ratings have in common with average-earnings indexes is they are calculated for one runner every year/season it races, up to seven in APEX. So a horse who races in two different years is two Runners, etc., and the same for A, B, and C Runners; Winx, for example

counted as six A Runners for Street Cry, because she reached the respective A Runner earnings thresholds in six separate seasons. There are a total of 17 different APEX ratings: A, B, and C Runners in each of three Southern Hemisphere Regions (Australasia, South America, South Africa), so that's nine indexes; A, B, C, and ABC runners in the three regions combined, which is four more indexes; and 'age indexes' for ABC Runners as 2yo's, 3yo's, 4yo's and 5yo's and up. This enables us to chart sires' typical progression at different ages: for example 10-time Champion NZ sire Savabeel has age ratings of 0.93-1.26-1.63-2.74 and Coolmore's perennial top-5 sire So You Think has ratings of 0.44-1.26-1.63-2.25 (note they have identical ratings for 3yo's and 4yo's), while Queensland's Spirit of Boom is best for 2yo's with ratings of 1.78-1.09-0.91-0.98.

AUSTRALASIA: THE YOUNG SIRES HAVE ARRIVED – BUT THEY'RE HARD TO BREED TO

For the last nine seasons Australia's Leading Sire has been Snitzel (4), I Am Invincible (3), Written Tycoon (1), and now the relative 'newcomer', 15yo Zoustar; and before Snitzel's first Sire Championship in the 2016/17 season the now-retired Fastnet Rock had been Leading Sire twice, and Exceed And Excel once. For the last five years at least the place has been desperate for some bright new stars to emerge. Now the Southern Hemisphere end-of-season 2024/25 APEX ratings confirm that a new generation of top-level sires is emerging, but there's a hitch – the really top ones are challenging to breed to.



*Justify, leading sire by A Runner Index
Photo courtesy Coolmore*

The two top sires in Australasia by APEX A Runner Index at the end of the 2024/25 season are F2020 **Justify** (3.73), who last stood at Coolmore Australia in 2023, and Newgate's F2018 **Extreme Choice** (3.72). Interestingly, Justify has a 3.75 A Runner Index in the Northern Hemisphere – virtually the same as in Australia – which ranks him #5 behind Galileo, Dubawi, Gun Runner, and Frankel among North American and European sires. He stood this year in Kentucky for \$250,000 so is deemed too valuable to ship. He is covering mares Southern Hemisphere time in Kentucky, but aside from what Coolmore breeds there probably aren't that many Australian breeders shipping up to breed to him. The issue with Extreme Choice is fertility; if he had normal fertility he would run up a string of sire championships, but his fertility according to stud book reports from his 2022 and 2023 covering seasons is under 50%. If you breed one mare to him you have a 50-50 shot of getting a foal so statistically you should breed two mares to him in hopes one of them will produce a foal; that's a big commitment.

So the fact that these two bright young sires have emerged has limited application for Australasian breeders. Nor does the #3 ranked **Night of Thunder** (3.57), who only stood one season in Australia but has enough foals down there that he is rated. But he doesn't leave

Kildangan in Ireland any more so like Justify the mares need to come to him to be bred SH time. The best young fertile sire in Australasia is Darley's F2021 **Too Darn Hot** (3.45); we rate sires with their first 3yo's separately as they rarely have 200+ year-starters by the end of the season their first 3yo's raced but there's no doubt Too Darn Hot ranks in the same conversation with Justify, Extreme Choice, and Night of Thunder, and he is standing at Kelvinside NSW this season but the fee is \$275,000. Extreme Choice is priced at \$330,000.



*Almanzor, among the leading APEX sires
Photo courtesy Cambridge Stud*

But there are seven other ANZ sires with impressive APEX numbers who are all available to breeders at five-figure fees. From the F2019 group (1st 5yo's 2024/25) there is **Almanzor** (2.74, #8 sire by A Runner Index), who stands at Cambridge Stud in NZ for \$30,000; and Yarraman Park's son of I Am Invincible, **Hellbent** (\$38,500), who has a respectable 1.55 A Runner Index but is also the leading F2019 sire by number of ABC Runners, with 71, meaning he is getting scads of useful runners who are making money for their owners. Among the F2020 sires (1st 4yo's 2024/25) the star bar Justify is Darley's **Harry Angel** (2.97, #6 sire by A Runner Index); he's the #2 F2020 sire to Justify by A Runner Index and number of A Runners (14) but he's also the #1 F2020 sire by ABC Runner Index (2.17) and number of ABC Runners (41). His 2.17 ABC Index is second only to Night of Thunder among all 159 ANZ sires with 195+ year-starters. Another very promising F2020 sire is Arrowfield's **The Autumn Sun** (1.92), who is equal third F2020 sire by number of A Runners (11) and second to Harry Angel by number of ABC Runners (39). The Autumn Sun had to miss the 2024 covering season but is back in action this year; both he and Harry Angel will be standing for \$66,000.

Interestingly, whereas Justify has virtually identical A Runner Indexes in both hemispheres, both Almanzor and Harry Angel are much better sires in Australasia than in Europe, Almanzor is 2.74 in Australasia but only 0.87 in Europe and is now permanently based in NZ; Harry Angel is 2.97 in Australasia but only 0.76 in Europe so one wonders if Darley will want to ship him up north again, where he stood for just £10,000 in 2025.



*Super Seth, 3.21 A Runner Index
Photo courtesy Waikato Stud*

The #2 and #3 rated F2021 sires behind Too Darn Hot are both sons of Arrowfield's F2015 Dundee, who will be himself standing for \$88,000 this year and has a 1.84 A Runner Index. He is clearly an influence for class: NZ's Waikato Stud's Super Seth (3.21) had 4 G1 winners last season, which statistic just by itself makes him an elite sire, and will be standing for NZ\$75,000 this season; and Arrowfield's Castelveccchio (2.81), who had two G1 winners last season including Aeliana, who spanked colts by 5 lengths when she won the 2400m G1 Australian Derby at Randwick in April. He'll be standing for \$49,500 this year. Finally, of course we must mention Coolmore's F2017 Pride of Dubai (1.70), who gave Zoustar a run for his money for last season's sire championship courtesy of the 7yo mares Bella Nipotina and Pride of Jenni and the 6yo European-bred Dubai Honour, though ultimately he had to yield second spot to I Am Invincible by about \$46,000. Nonetheless, still only 13yo himself, he has to rate as this season's best value sire at \$27,500.

Five of the top ten sires with 195+ year-starters are relative youngsters, ranging from 11yo-14yo but it's not like the top sires of yesteryear have disappeared. Two-time Champion Sire and Champion Broodmare Sire the last two seasons, Fastnet Rock (3.24), still ranks #4; four-time Champion Sire Snitzel (3.14) is #5; ten-time Champion NZ sire Savabeel (2.92) ranks #7; three-time Champion Sire I Am Invincible (2.63) is #9; and last season's first-time Champion (and probably not for the only time) Zoustar (2.56) ranks #10. But at least now, even if you can't ship to Justify or Night of Thunder, can't take the chance or can't afford Extreme Choice or Too Darn Hot, the seven 11yo-14yo F2017-F2021 sires mentioned present tempting alternatives for breeders; and Zoustar is himself just 15yo.

SOUTHERN HEMISPHERE + HONG KONG EARNINGS THRESHOLDS TABLES 2018/19-2024/25

A RUNNERS					top 2%				
	Australia	N. Zealand	Argentina	Brazil	Chile	Peru	Uruguay	S.Africa	Hong Kong
2024-25	140,692	90,500	19,189	17,351	20,325	21,244	33,257	27,277	875,109
2023-24	142,133	88,441	15,521	17,517	24,243	21,353	34,643	23,332	906,600
2022-23	135,819	65,227	23,461	16,982	26,074	17,185	31,653	20,466	744,843
2021-22	133,957	65,859	23,199	14,534	26,210	17,273	27,000	20,098	720,708
2020-21	136,681	50,637	10,772	13,967	22,164	13,138	21,330	14,655	708,434
2019-20	114,227	47,986	15,113	16,437	24,839	13,798	25,510	16,361	636,340
2018-19	122,654	59,377	22,087	16,829	31,385	19,220	34,231	22,603	703,667
B RUNNERS					next 2%				
	Australia	N. Zealand	Argentina	Brazil	Chile	Peru	Uruguay	S.Africa	Hong Kong
2024-25	88,630	57,687	13,796	12,244	15,007	13,541	25,134	17,328	610,778
2023-24	89,533	55,869	11,187	13,251	16,640	14,184	25,923	15,987	614,735
2022-23	85,821	45,760	16,776	11,174	19,486	9,350	23,147	14,295	547,856
2021-22	86,667	42,824	16,521	9,774	20,010	11,202	18,491	14,390	513,899
2020-21	88,968	35,470	7,354	9,486	16,280	8,266	15,211	11,146	458,216
2019-20	72,687	33,602	10,597	12,142	16,857	9,285	15,630	12,084	448,700
2018-19	79,295	41,303	15,158	11,675	22,633	12,342	20,663	17,416	425,465
C RUNNERS					next 4%				
	Australia	N. Zealand	Argentina	Brazil	Chile	Peru	Uruguay	S.Africa	Hong Kong
2024-25	54,603	36,773	9,690	9,170	11,337	8,524	16,924	12,361	398,147
2023-24	54,310	38,812	7,679	9,113	12,693	7,096	20,203	10,868	412,914
2022-23	52,406	29,302	11,699	8,387	14,357	6,096	16,555	10,480	364,992
2021-22	52,418	29,774	11,224	7,658	15,574	5,395	13,262	10,743	342,543
2020-21	52,924	24,821	5,018	6,875	11,916	4,786	10,601	8,286	322,513
2019-20	44,661	20,488	7,406	9,206	12,431	6,131	11,195	8,748	315,747
2018-19	48,510	24,879	10,110	9,178	16,836	8,714	15,017	12,385	288,485

[Click here for an alphabetical roster of 228 Australia/New Zealand sires](#)
[208 South American sires](#)
[39 South African sires](#)
[348 Sires in Hong Kong](#)

TABLE 1: SH APEX SEASON-END 24/25: TOP 50 ANZ SIRES BY A RUNNER INDEX (150+ YEAR-STARTERS)

SIRE	YOB	HIS SIRE	1 st Foals	ST	TOT RNRS	A's	A Index	ABC's	ABC Index
JUSTIFY	2015	SCAT DADDY	2020	KY	241	18	3.73	34	1.76
EXTREME CHOICE	2013	NOT A SINGLE DOUBT	2018	NSW	282	21	3.72	44	1.95
NIGHT OF THUNDER	2011	DUBAWI	2017	IRE	196	14	3.57	40	2.55
FASTNET ROCK	2001	DANEHILL	2006	RETIRED	1451	94	3.24	219	1.89
SNITZEL	2002	REDOUTE'S CHOICE	2007	DEAD	2280	143	3.14	385	2.11
HARRY ANGEL	2014	DARK ANGEL	2020	NSW	236	14	2.97	41	2.17
SAVABEEL	2001	ZABEEL	2006	NZ	1932	113	2.92	269	1.74
ALMANZOR	2013	WOOTTON BASSETT	2019	NZ	492	27	2.74	48	1.22
I AM INVINCIBLE	2004	INVINCIBLE SPIRIT	2011	NSW	2602	137	2.63	426	2.05
ZOUSTAR	2010	NORTHERN METEOR	2015	NSW	2051	105	2.56	306	1.86
SHOCKING	2005	STREET CRY	2012	NZ	734	36	2.45	93	1.58
TERRITORIES	2012	INVINCIBLE SPIRIT	2018	IND	287	13	2.26	32	1.39
CHURCHILL	2014	GALILEO	2019	IRE	334	14	2.10	41	1.53
PROISIR	2009	CHOISIR	2016	NZ	790	33	2.09	114	1.80
EXCEED AND EXCEL	2000	DANEHILL	2005	Retired	1392	58	2.08	169	1.52
SO YOU THINK	2006	HIGH CHAPARRAL	2013	NSW	2123	88	2.07	281	1.65
PER INCANTO	2004	STREET CRY	2012	NZ	1157	48	2.07	139	1.50
THE AUTUMN SUN	2015	REDOUTE'S CHOICE	2020	NSW	286	11	1.92	39	1.70
RUSSIAN REVOLUTION	2013	SNITZEL	2019	NSW	731	28	1.92	61	1.04
SHAMUS AWARD	2010	SNITZEL	2015	VIC	1126	43	1.91	130	1.44
WRITTEN TYCOON	2002	IGLESIA	2008	VIC	2412	89	1.84	265	1.37
DUNDEEL	2009	HIGH CHAPARRAL	2015	NSW	1628	60	1.84	169	1.30
BRAZEN BEAU	2011	I AM INVINCIBLE	2016	VIC	824	30	1.82	76	1.15
LONHRO	1998	OCTAGONAL	2005	NSW	1173	41	1.75	113	1.20
TRAPEZE ARTIST	2014	SNITZEL	2020	NSW	320	11	1.72	34	1.33
STREET BOSS	2004	STREET CRY	2010	VIC	1081	37	1.71	119	1.38
PRIDE OF DUBAI	2012	STREET CRY	2017	NSW	973	33	1.70	88	1.13
OCEAN PARK	2008	THORN PARK	2014	NZ	1188	40	1.68	126	1.33
CONTRIBUTER	2010	HIGH CHAPARRAL	2017	DEAD	418	14	1.67	46	1.38
TORONADO	2010	HIGH CHAPARRAL	2016	VIC	1367	45	1.65	153	1.40
SPIRIT OF BOOM	2007	SEQUALO	2015	QLD	1714	54	1.58	157	1.14
WROTE	2009	HIGH CHAPARRAL	2018	NZ	222	7	1.58	17	0.96
KERMADEC	2011	TEOFILO	2017	VIC	450	14	1.56	37	1.03
HELLBENT	2012	I AM INVINCIBLE	2019	NSW	611	19	1.55	71	1.45
PIERRO	2009	LONHRO	2014	NSW	1727	52	1.51	198	1.43
THE MISSION	2014	CHOISIR	2019	QLD	201	6	1.49	16	1.00
STARSPANGLED BANNER	2006	CHOISIR	2012	IRE	649	19	1.46	66	1.27
WRITTEN BY	2015	WRITTEN TYCOON	2020	NSW	243	7	1.44	14	0.72
CAPITALIST	2013	WRITTEN TYCOON	2018	NSW	1195	34	1.42	112	1.17
TARZINO	2012	TAVISTOCK	2018	NZ	392	11	1.40	25	0.80
MAGNUS	2002	FLYING SPUR	2009	VIC	1474	41	1.39	143	1.21
ENCRYPTION	2015	LONHRO	2020	QLD	218	6	1.38	13	0.75
<i>Western Australia Sires:</i>									
SESSIONS	2009	LONHRO	2016	WA	385	21	2.73	53	1.72
PLAYING GOD	2007	BLACKFRIARS	2015	WA	616	32	2.60	122	2.48
MASCHINO	2007	ENCOSTA DE LAGO	2014	WA	344	15	2.18	47	1.71
AWESOME ROCK	2011	FASTNET ROCK	2018	WA	236	10	2.12	34	1.80
I'M ALL THE TALK	2010	STRATUM	2017	DEAD	288	11	1.91	42	1.82
SAFEGUARD	2010	EXCEED AND EXCEL	2016	WA	349	13	1.86	33	1.18
ROMMEL	2011	COMMANDS	2018	WA	218	7	1.61	36	2.06
GINGERBREAD MAN	2007	SHAMARDAL	2014	WA	436	12	1.38	51	1.46

TABLE 2: SH APEX SEASON-END 24/25: TOP 52 ANZ SIRES BY NUMBER OF A RUNNERS (150+ YEAR-STARTERS)

SIRE	YOB	HIS SIRE	1 st Foals	ST	TOT RNRS	A's	A Index	ABC's	ABC Index
SNITZEL	2002	REDOUTE'S CHOICE	2007	DEAD	2280	143	3.14	385	2.11
I AM INVINCIBLE	2004	INVINCIBLE SPIRIT	2011	NSW	2602	137	2.63	426	2.05
SAVABEEL	2001	ZABEEL	2006	NZ	1932	113	2.92	269	1.74
ZOUSTAR	2010	NORTHERN METEOR	2015	NSW	2051	105	2.56	306	1.86
FASTNET ROCK	2001	DANEHILL	2006	RETIRED	1451	94	3.24	219	1.89
WRITTEN TYCOON	2002	IGLESIA	2008	VIC	2412	89	1.84	265	1.37
SO YOU THINK	2006	HIGH CHAPARRAL	2013	NSW	2123	88	2.07	281	1.65
DUNDEEL	2009	HIGH CHAPARRAL	2015	NSW	1628	60	1.84	169	1.30
EXCEED AND EXCEL	2000	DANEHILL	2005	RETIRED	1392	58	2.08	169	1.52
SPIRIT OF BOOM	2007	SEQUALO	2015	QLD	1714	54	1.58	157	1.14
PIERRO	2009	LONHRO	2014	NSW	1727	52	1.51	198	1.43
ALL TOO HARD	2009	CASINO PRINCE	2014	NSW	1900	52	1.37	186	1.22
PER INCANTO	2004	STREET CRY	2012	NZ	1157	48	2.07	139	1.50
TORONADO	2010	HIGH CHAPARRAL	2016	VIC	1367	45	1.65	153	1.40
SHAMUS AWARD	2010	SNITZEL	2015	VIC	1126	43	1.91	130	1.44
DEEP FIELD	2010	NORTHERN METEOR	2016	RETIRED	1691	43	1.27	187	1.38
LONHRO	1998	OCTAGONAL	2005	NSW	1173	41	1.75	113	1.20
MAGNUS	2002	FLYING SPUR	2009	VIC	1474	41	1.39	143	1.21
OCEAN PARK	2008	THORN PARK	2014	NZ	1188	40	1.68	126	1.33
STREET BOSS	2004	STREET CRY	2010	VIC	1081	37	1.71	119	1.38
SHOCKING	2005	STREET CRY	2012	NZ	734	36	2.45	93	1.58
CAPITALIST	2013	WRITTEN TYCOON	2018	NSW	1195	34	1.42	112	1.17
PROISIR	2009	CHOISIR	2016	NZ	790	33	2.09	114	1.80
PRIDE OF DUBAI	2012	STREET CRY	2017	NSW	973	33	1.70	88	1.13
NICCONI	2005	BIANCONI	2011	VIC	1746	33	0.95	142	1.02
PLAYING GOD	2007	BLACKFRIARS	2015	WA	616	32	2.60	122	2.48
RELIABLE MAN	2008	DALAKHANI	2014	NZ	1191	32	1.34	103	1.08
SMART MISSILE	2008	FASTNET ROCK	2013	NSW	1762	32	0.91	153	1.09
BRAZEN BEAU	2011	I AM INVINCIBLE	2016	VIC	824	30	1.82	76	1.15
BETTER THAN READY	2009	MORE THAN READY	2016	QLD	1469	30	1.02	120	1.02
RUSSIAN REVOLUTION	2013	SNITZEL	2019	NSW	731	28	1.92	61	1.04
ALMANZOR	2013	WOOTTON BASSETT	2019	NZ	492	27	2.74	48	1.22
SHOOTING TO WIN	2011	NORTHERN METEOR	2016	WA	999	27	1.35	78	0.98
STAR WITNESS	2007	STARCRAFT	2012	VIC	1688	25	0.74	100	0.74
RUBICK	2011	ENCOSTA DE LAGO	2016	CHI	1370	24	0.88	103	0.94
DARCI BRAHMA	2002	DANEHILL	2008	RETIRED	854	23	1.35	74	1.08
FOXWEDGE	2008	FASTNET ROCK	2013	VIC	1271	23	0.90	98	0.96
EPAULETTE	2009	COMMANDS	2015	TUR	1102	22	1.00	98	1.11
EXTREME CHOICE	2013	NOT A SINGLE DOUBT	2018	NSW	282	21	3.72	44	1.95
SESSIONS	2009	LONHRO	2016	WA	385	21	2.73	53	1.72
REDWOOD	2006	HIGH CHAPARRAL	2013	NZ	802	21	1.31	77	1.20
SHALAA	2013	INVINCIBLE SPIRIT	2018	VIC	761	20	1.31	73	1.20
HELLBENT	2012	I AM INVINCIBLE	2019	NSW	611	19	1.55	71	1.45
STARSPANGLED BANNER	2006	CHOISIR	2012	IRE	649	19	1.46	66	1.27
UNIVERSAL RULER	2004	SCENIC	2011	WA	747	19	1.27	68	1.14
JUSTIFY	2015	SCAT DADDY	2020	KY	241	18	3.73	34	1.76
ZED	2002	ZABEEL	2008	DEAD	722	18	1.25	50	0.87
CASINO PRINCE	2003	FLYING SPUR	2009	NSW	901	18	1.00	89	1.23
FIORENTE	2008	MONSUN	2015	DEAD	967	18	0.93	88	1.14
CHARM SPIRIT	2011	INVINCIBLE SPIRIT	2016	NZ	637	17	1.33	56	1.10
FLYING ARTIE	2013	ARTIE SCHILLER	2018	NSW	690	17	1.23	60	1.09
YOUR SONG	2009	FASTNET ROCK	2014	NSW	919	17	0.92	66	0.90

TABLE 3: SH APEX SEASON-END 24/25: TOP 51 ANZ SIRES BY ABC RUNNER INDEX (150+ YEAR-STARTERS)

SIRE	YOB	HIS SIRE	1 st Foals	ST	TOT RNRS	A's	A Index	ABC's	ABC Index
NIGHT OF THUNDER	2011	DUBAWI	2017	IRE	196	14	3.57	40	2.55
HARRY ANGEL	2014	DARK ANGEL	2020	NSW	236	14	2.97	41	2.17
SNITZEL	2002	REDOUTE'S CHOICE	2007	DEAD	2280	143	3.14	385	2.11
I AM INVINCIBLE	2004	INVINCIBLE SPIRIT	2011	NSW	2602	137	2.63	426	2.05
EXTREME CHOICE	2013	NOT A SINGLE DOUBT	2018	NSW	282	21	3.72	44	1.95
FASTNET ROCK	2001	DANEHILL	2006	RETIRED	1451	94	3.24	219	1.89
ZOUSTAR	2010	NORTHERN METEOR	2015	NSW	2051	105	2.56	306	1.86
PROISIR	2009	CHOISIR	2016	NZ	790	33	2.09	114	1.80
JUSTIFY	2015	SCAT DADDY	2020	KY	241	18	3.73	34	1.76
SAVABEEL	2001	ZABEEL	2006	NZ	1932	113	2.92	269	1.74
THE AUTUMN SUN	2015	REDOUTE'S CHOICE	2020	NSW	286	11	1.92	39	1.70
SO YOU THINK	2006	HIGH CHAPARRAL	2013	NSW	2123	88	2.07	281	1.65
SHOCKING	2005	STREET CRY	2012	NZ	734	36	2.45	93	1.58
CHURCHILL	2014	GALILEO	2019	IRE	334	14	2.10	41	1.53
EXCEED AND EXCEL	2000	DANEHILL	2005	RETIRED	1392	58	2.08	169	1.52
PER INCANTO	2004	STREET CRY	2012	NZ	1157	48	2.07	139	1.50
HELLBENT	2012	I AM INVINCIBLE	2019	NSW	611	19	1.55	71	1.45
SHAMUS AWARD	2010	SNITZEL	2015	VIC	1126	43	1.91	130	1.44
KOBAYASHI	2014	I AM INVINCIBLE	2019	QLD	225	6	1.33	26	1.44
PIERRO	2009	LONHRO	2014	NSW	1727	52	1.51	198	1.43
TORONADO	2010	HIGH CHAPARRAL	2016	VIC	1367	45	1.65	153	1.40
TERRITORIES	2012	INVINCIBLE SPIRIT	2018	IND	287	13	2.26	32	1.39
DEEP FIELD	2010	NORTHERN METEOR	2016	RETIRED	1691	43	1.27	187	1.38
STREET BOSS	2004	STREET CRY	2010	VIC	1081	37	1.71	119	1.38
CONTRIBUTER	2010	HIGH CHAPARRAL	2017	DEAD	418	14	1.67	46	1.38
WRITTEN TYCOON	2002	IGLESIA	2008	VIC	2412	89	1.84	265	1.37
STAR TURN	2013	STAR WITNESS	2018	NSW	610	12	0.98	67	1.37
OCEAN PARK	2008	THORN PARK	2014	NZ	1188	40	1.68	126	1.33
TRAPEZE ARTIST	2014	SNITZEL	2020	NSW	320	11	1.72	34	1.33
DUNDEEL	2009	HIGH CHAPARRAL	2015	NSW	1628	60	1.84	169	1.30
STARSPANGLED BANNER	2006	CHOISIR	2012	IRE	649	19	1.46	66	1.27
GHIBELLINES	2011	SHAMARDAL	2016	NZ	510	11	1.08	52	1.27
VADAMOS	2011	MONSUN	2018	IRE	482	9	0.93	48	1.24
WAR DECREE	2014	WAR FRONT	2019	NZ	201	5	1.24	20	1.24
CASINO PRINCE	2003	FLYING SPUR	2009	NSW	901	18	1.00	89	1.23
ALL TOO HARD	2009	CASINO PRINCE	2014	NSW	1900	52	1.37	186	1.22
ALMANZOR	2013	WOOTTON BASSETT	2019	NZ	492	27	2.74	48	1.22
EL ROCA	2010	FASTNET ROCK	2016	NZ	647	15	1.16	63	1.22
MAGNUS	2002	FLYING SPUR	2009	VIC	1474	41	1.39	143	1.21
LONHRO	1998	OCTAGONAL	2005	NSW	1173	41	1.75	113	1.20
REDWOOD	2006	HIGH CHAPARRAL	2013	NZ	802	21	1.31	77	1.20
SHALAA	2013	INVINCIBLE SPIRIT	2018	VIC	761	20	1.31	73	1.20
<i>Western Australia Sires:</i>									
PLAYING GOD	2007	BLACKFRIARS	2015	WA	616	32	2.60	122	2.48
ROMMEL	2011	COMMANDS	2018	WA	218	7	1.61	36	2.06
I'M ALL THE TALK	2010	STRATUM	2017	DEAD	288	11	1.91	42	1.82
AWESOME ROCK	2011	FASTNET ROCK	2018	WA	236	10	2.12	34	1.80
SESSIONS	2009	LONHRO	2016	WA	385	21	2.73	53	1.72
MASCHINO	2007	ENCOSTA DE LAGO	2014	WA	344	15	2.18	47	1.71
GINGERBREAD MAN	2007	SHAMARDAL	2014	WA	436	12	1.38	51	1.46
MY ADMIRATION	2007	ENCOSTA DE LAGO	2015	WA	352	5	0.71	34	1.21

TABLE 4: SH APEX SEASON-END 24/25: TOP 50 ANZ SIRES WITH 100+ ABC RUNNERS (150+ YEAR-STARTERS)

SIRE	YOB	HIS SIRE	1 st Foals	ST	TOT RNRS	A's	A Index	ABC's	ABC Index
I AM INVINCIBLE	2004	INVINCIBLE SPIRIT	2011	NSW	2602	137	2.63	426	2.05
SNITZEL	2002	REDOUTE'S CHOICE	2007	DEAD	2280	143	3.14	385	2.11
ZOUSTAR	2010	NORTHERN METEOR	2015	NSW	2051	105	2.56	306	1.86
SO YOU THINK	2006	HIGH CHAPARRAL	2013	NSW	2123	88	2.07	281	1.65
SAVABEEL	2001	ZABEEL	2006	NZ	1932	113	2.92	269	1.74
WRITTEN TYCOON	2002	IGLESIA	2008	VIC	2412	89	1.84	265	1.37
FASTNET ROCK	2001	DANEHILL	2006	RETIRED	1451	94	3.24	219	1.89
PIERRO	2009	LONHRO	2014	NSW	1727	52	1.51	198	1.43
DEEP FIELD	2010	NORTHERN METEOR	2016	RETIRED	1691	43	1.27	187	1.38
ALL TOO HARD	2009	CASINO PRINCE	2014	NSW	1900	52	1.37	186	1.22
DUNDEEL	2009	HIGH CHAPARRAL	2015	NSW	1628	60	1.84	169	1.30
EXCEED AND EXCEL	2000	DANEHILL	2005	RETIRED	1392	58	2.08	169	1.52
SPIRIT OF BOOM	2007	SEQUALO	2015	QLD	1714	54	1.58	157	1.14
TORONADO	2010	HIGH CHAPARRAL	2016	VIC	1367	45	1.65	153	1.40
SMART MISSILE	2008	FASTNET ROCK	2013	NSW	1762	32	0.91	153	1.09
MAGNUS	2002	FLYING SPUR	2009	VIC	1474	41	1.39	143	1.21
NICCONI	2005	BIANCONI	2011	VIC	1746	33	0.95	142	1.02
PER INCANTO	2004	STREET CRY	2012	NZ	1157	48	2.07	139	1.50
SHAMUS AWARD	2010	SNITZEL	2015	VIC	1126	43	1.91	130	1.44
OCEAN PARK	2008	THORN PARK	2014	NZ	1188	40	1.68	126	1.33
PLAYING GOD	2007	BLACKFRIARS	2015	WA	616	32	2.60	122	2.48
BETTER THAN READY	2009	MORE THAN READY	2016	QLD	1469	30	1.02	120	1.02
STREET BOSS	2004	STREET CRY	2010	VIC	1081	37	1.71	119	1.38
PROISIR	2009	CHOISIR	2016	NZ	790	33	2.09	114	1.80
LONHRO	1998	OCTAGONAL	2005	NSW	1173	41	1.75	113	1.20
CAPITALIST	2013	WRITTEN TYCOON	2018	NSW	1195	34	1.42	112	1.17
RELIABLE MAN	2008	DALAKHANI	2014	NZ	1191	32	1.34	103	1.08
RUBICK	2011	ENCOSTA DE LAGO	2016	CHI	1370	24	0.88	103	0.94
STAR WITNESS	2007	STARCRAFT	2012	VIC	1688	25	0.74	100	0.74
FOXWEDGE	2008	FASTNET ROCK	2013	VIC	1271	23	0.90	98	0.96
EPAULETTE	2009	COMMANDS	2015	TUR	1102	22	1.00	98	1.11
SHOCKING	2005	STREET CRY	2012	NZ	734	36	2.45	93	1.58
CASINO PRINCE	2003	FLYING SPUR	2009	NSW	901	18	1.00	89	1.23
PRIDE OF DUBAI	2012	STREET CRY	2017	NSW	973	33	1.70	88	1.13
FIORENTE	2008	MONSUN	2015	DEAD	967	18	0.93	88	1.14
SHOOTING TO WIN	2011	NORTHERN METEOR	2016	WA	999	27	1.35	78	0.98
REDWOOD	2006	HIGH CHAPARRAL	2013	NZ	802	21	1.31	77	1.20
BRAZEN BEAU	2011	I AM INVINCIBLE	2016	VIC	824	30	1.82	76	1.15
DARCI BRAHMA	2002	DANEHILL	2008	RETIRED	854	23	1.35	74	1.08
BEL ESPRIT	1999	ROYAL ACADEMY	2004	VIC	974	16	0.82	74	0.95
SHALAA	2013	INVINCIBLE SPIRIT	2018	VIC	761	20	1.31	73	1.20
HELLBENT	2012	I AM INVINCIBLE	2019	NSW	611	19	1.55	71	1.45
HEADWATER	2012	EXCEED AND EXCEL	2017	NSW	929	12	0.65	71	0.96
UNIVERSAL RULER	2004	SCENIC	2011	WA	747	19	1.27	68	1.14
DENMAN	2006	LONHRO	2011	NSW	1067	11	0.52	68	0.80
REWARD FOR EFFORT	2006	EXCEED AND EXCEL	2012	DEAD	1492	10	0.34	68	0.57
STAR TURN	2013	STAR WITNESS	2018	NSW	610	12	0.98	67	1.37
STARSPANGLED BANNER	2006	CHOISIR	2012	IRE	649	19	1.46	66	1.27
YOUR SONG	2009	FASTNET ROCK	2014	NSW	919	17	0.92	66	0.90
SWISS ACE	2004	SECRET SAVINGS	2011	NZ	852	11	0.65	66	0.97

TABLE 5: SH APEX SEASON-END 24/25: F2018 SIRES BY A RUNNER INDEX

SIRE	YOB	HIS SIRE	24-25 WNRS	TOT SW	ST	TOT RNS	A's	A INDEX	ABC's	ABC Index
EXTREME CHOICE	2013	NOT A SINGLE DOUBT	38	14	NSW	282	21	3.72	44	1.95
WORTHY CAUSE	2011	CHOISIR	11	2	QLD	123	7	2.85	14	1.42
TERRITORIES	2012	INVINCIBLE SPIRIT	43	3	IND	287	13	2.26	32	1.39
AWESOME ROCK	2011	FASTNET ROCK	31	6	WA	236	10	2.12	34	1.80
ROMMEL	2011	COMMANDS	25	2	WA	218	7	1.61	36	2.06
WROTE	2009	HIGH CHAPARRAL	34	4	NZ	222	7	1.58	17	0.96
CAPITALIST	2013	WRITTEN TYCOON	168	24	NSW	1195	34	1.42	112	1.17
TARZINO	2012	TAVISTOCK	51	7	NZ	392	11	1.40	25	0.80
VANBRUGH	2012	ENCOSTA DE LAGO	15	3	NZ	108	3	1.39	8	0.93
SHALAA	2013	INVINCIBLE SPIRIT	106	12	VIC	761	20	1.31	73	1.20
FLYING ARTIE	2013	ARTIE SCHILLER	89	9	NSW	690	17	1.23	60	1.09
SWEAR	2013	REDOUTE'S CHOICE	13	2	QLD	126	3	1.19	5	0.50
AMERICAN PHAROAH	2012	PIONEEROF THE NILE	82	10	KY	596	13	1.09	54	1.13
CABLE BAY	2011	INVINCIBLE SPIRIT	51	3	INDIA	381	8	1.05	32	1.05
STAR TURN	2013	STAR WITNESS	84	8	NSW	610	12	0.98	67	1.37
WINNING RUPERT	2013	WRITTEN TYCOON	47	5	WA	514	10	0.97	39	0.95
ASTERN	2013	MEDAGLIA D'ORO	54	7	NSW	526	10	0.95	29	0.69
VADAMOS	2011	MONSUN	54	6	IRE	482	9	0.93	48	1.24
TURN ME LOOSE	2011	IFFRAAJ	56	8	NZ	428	7	0.82	25	0.73
FROSTED	2012	TAPIT	57	5	KY	450	7	0.78	31	0.86
DIVINE PROPHET	2013	CHOISIR	92	4	NZ	586	9	0.77	28	0.60
XTRAVAGANT	2012	PENTIRE	45	5	NSW	407	6	0.74	29	0.89
SIR PRANCEALOT	2010	TAMAYUZ	48	4	SA	325	4	0.62	19	0.73
UNDER THE LOUVRE	2010	EXCELLENT ART	44	2	QLD	253	3	0.59	19	0.94
BELARDO	2012	LOPE DE VEGA	75	6	NZ	480	5	0.52	44	1.15
TIVACI	2012	HIGH CHAPARRAL	54	7	NZ	478	5	0.52	24	0.63
KING'S TROOP	2012	REDOUTE'S CHOICE	13	1	WA	105	1	0.48	4	0.48
TELPERION	2013	STREET CRY	15	2	NZ	236	2	0.42	15	0.79
PUCCINI	2010	ENCOSTA DE LAGO	14	1	NZ	123	1	0.41	9	0.91
SOOBOOG	2012	SNITZEL	52	2	QLD	596	4	0.34	23	0.48
DEFCON	2013	CHOISIR	16	0	QLD	168	1	0.30	9	0.67
ALPINE EAGLE	2011	HIGH CHAPARRAL	50	3	TAS	435	1	0.11	22	0.63
VERT DE GRECE	2012	VERGLAS	9	0	WA	131	0	-	10	0.95
STRATUM STAR	2011	STRATUM	37	1	VIC	359	0	-	13	0.45
PREFERMENT	2011	ZABEEL	31	2	NZ	285	0	-	10	0.44
HOLLER	2012	COMMANDS	27	0	TAS	257	0	-	7	0.34
ODYSSEY MOON	2012	SNITZEL	8	0	NSW	165	0	-	4	0.30
RAGEESE	2012	STREET CRY	16	1	NZ	156	0	-	2	0.16
PALENTINO	2012	TEOFILO	29	0	NDO	375	0	-	4	0.13

TABLE 6: SH APEX SEASON-END 24/25: F2019 SIRES BY A RUNNER INDEX

SIRE	YOB	HIS SIRE	23-24 WNRS	TOT SW	ST	TOT RNS	A's	A INDEX	ABC's	ABC Index
ALMANZOR	2013	WOOTTON BASSETT	86	15	NZ	492	27	2.74	48	1.22
CHURCHILL	2014	GALILEO	72	6	IRE	334	14	2.10	41	1.53
RUSSIAN REVOLUTION	2013	SNITZEL	121	13	NSW	731	28	1.92	61	1.04
RIBCHESTER	2013	IFFRAAJ	28	2	NZ	157	5	1.59	14	1.11
HELLBENT	2012	I AM INVINCIBLE	127	7	NSW	611	19	1.55	71	1.45
THE MISSION	2014	CHOISIR	19	2	QLD	201	6	1.49	16	1.00
KOBAYASHI	2014	I AM INVINCIBLE	43	2	QLD	225	6	1.33	26	1.44
WAR DECREE	2014	WAR FRONT	41	3	NZ	201	5	1.24	20	1.24
OVERSHARE	2014	I AM INVINCIBLE	53	2	VIC	251	6	1.20	15	0.75
A LOT	2012	TAPIT	28	2	WA	129	3	1.16	17	1.65
SUPIDO	2011	SEBRING	51	2	NSW	277	5	0.90	22	0.99
GOLD STANDARD	2014	SEBRING	24	1	VIC	114	2	0.88	9	0.99
IMPENDING	2013	LONHRO	94	3	VIC	521	9	0.86	37	0.89
DERRYN	2013	HINCHINBROOK	27	4	NZ	178	3	0.84	12	0.84
PARIAH	2014	REDOUTE'S CHOICE	79	4	QLD	433	7	0.81	17	0.49
INVADER	2014	SNITZEL	57	1	QLD	327	5	0.76	19	0.73
MERCHANT NAVY	2014	FASTNET ROCK	61	3	NSW	437	4	0.46	36	1.03
SPIETH	2012	THORN PARK	41	1	DEAD	267	2	0.37	25	1.17
HIGHLAND REEL	2012	GALILEO	41	1	JPN	311	2	0.32	14	0.56
MENARI	2014	SNITZEL	15	0	DEAD	85	0	-	8	1.18
SEBRING SUN	2012	SEBRING	23	0	NSW	96	0	-	8	1.04
TIME TEST	2012	DUBAWI	60	2	TUR	308	0	-	19	0.77
LORD OF THE SKY	2010	DANERICH	6	0	NSW	54	0	-	3	0.69
HEROIC VALOUR	2013	FASTNET ROCK	36	0	QLD	321	0	-	10	0.39
TOSEN STARDOM	2011	DEEP IMPACT	34	0	VIC	252	0	-	4	0.20
BON AURUM	2012	BON HOFFA	12	0	VIC	102	0	-	1	0.12
BOULDER CITY	2014	SNITZEL	13	0	VIC	111	0	-	1	0.11
INFERENCE	2013	SO YOU THINK	18	0	VIC	123	0	-	1	0.10

TABLE 7: SH APEX SEASON-END 24/25: F2020 SIRES BY A RUNNER INDEX

SIRE	YOB	HIS SIRE	23-24 WNRS	TOT SW	ST	TOT RNS	A's	A INDEX	ABC's	ABC Index
JUSTIFY	2015	SCAT DADDY	79	10	KY	241	18	3.73	34	1.76
HARRY ANGEL	2014	DARK ANGEL	69	7	NSW	236	14	2.97	41	2.17
BRAVE SMASH	2013	TOSEN PHANTOM	39	4	NSW	171	9	2.63	17	1.24
ARDROSSAN	2014	REDOUTE'S CHOICE	26	6	NZ	102	5	2.45	15	1.84
EMBELLISH	2014	SAVABEEL	21	4	NZ	124	5	2.02	14	1.41
THE AUTUMN SUN	2015	REDOUTE'S CHOICE	79	9	NSW	286	11	1.92	39	1.70
TRAPEZE ARTIST	2014	SNITZEL	82	5	NSW	320	11	1.72	34	1.33
ACE HIGH	2014	HIGH CHAPARRAL	38	3	NZ	129	4	1.55	17	1.65
STAPHANOS	2011	DEEP IMPACT	27	2	NZ	134	4	1.49	7	0.65
WRITTEN BY	2015	WRITTEN TYCOON	52	6	NSW	243	7	1.44	14	0.72
ENCRYPTION	2015	LONHRO	54	2	QLD	218	6	1.38	13	0.75
GRUNT	2014	O'REILLY	65	3	VIC	259	4	0.77	17	0.82
DRACARYS	2014	SNITZEL	22	1	QLD	67	1	0.75	5	0.93
SAXON WARRIOR	2015	DEEP IMPACT	35	1	NSW	140	2	0.71	14	1.25
BONDI	2015	SNITZEL	17	1	WA	76	1	0.66	13	2.14
LEAN MEAN MACHINE	2015	ZOUSTAR	37	2	QLD	156	2	0.64	5	0.40
U S NAVY FLAG	2015	WAR FRONT	34	3	NZ	177	2	0.56	15	1.06
NATIONAL DEFENSE	2014	INVINCIBLE SPIRIT	18	1	DEAD	115	1	0.43	5	0.54
PRIZED ICON	2013	MORE THAN READY	18	1	NSW	142	1	0.35	4	0.35
SANTOS	2015	I AM INVINCIBLE	34	3	NZ	146	1	0.34	9	0.77
SHOWTIME	2014	SNITZEL	35	1	NSW	170	1	0.29	12	0.88
DUCIMUS	2014	SNITZEL	16	0	WA	74	0	-	6	1.01
JON SNOW	2013	IFFRAAJ	4	0	NZ	26	0	-	2	0.96
STRATOSPHERE	2015	SNITZEL	27	1	TAS	123	0	-	6	0.61
NEOREALISM	2011	NEO UNIVERSE	4	0	QLD	38	0	-	1	0.33
PERFORMER	2015	EXCEED AND EXCEL	14	0	QLD	81	0	-	2	0.31
JUNGLE CAT	2012	IFFRAAJ	26	0	QLD	95	0	-	1	0.13
EMINENT	2014	FRANKEL	24	0	NZ	107	0	-	1	0.12
BOOM TIME	2011	FLYING SPUR	6	0	NDO	21	0	-	0	-

TABLE 8: SH APEX SEASON-END 24/25: F2021 SIRES BY A RUNNER INDEX

SIRE	YOB	HIS SIRE	23-24 WNRS	TOT SW	ST	TOT RNS	A's	A INDEX	ABC's	ABC Index
TOO DARN HOT	2016	DUBAWI	60	10	NSW	145	10	3.45	28	2.41
SUPER SETH	2016	DUNDEEL	45	7	NZ	109	7	3.21	17	1.95
CASTELVECCHIO	2016	DUNDEEL	35	6	NSW	89	5	2.81	8	1.12
TASSORT	2016	BRAZEN BEAU	35	2	NSW	98	5	2.55	13	1.66
ZOUSAIN	2015	ZOUSTAR	51	3	NSW	168	7	2.08	15	1.12
BLUE POINT	2014	SHAMARDAL	51	2	VIC	147	6	2.04	22	1.87
CALYX	2016	KINGMAN	25	2	DEAD	50	2	2.00	10	2.50
BRUTAL	2015	O'REILLY	32	2	NSW	111	4	1.80	11	1.24
ALABAMA EXPRESS	2016	REDOUTE'S CHOICE	40	4	VIC	114	4	1.75	13	1.43
COSMIC FORCE	2016	DEEP FIELD	30	4	NSW	91	3	1.65	16	2.20
EXCEEDANCE	2016	EXCEED AND EXCEL	45	4	NSW	126	4	1.59	10	0.99
D'ARGENTO	2014	SO YOU THINK	22	1	NSW	72	2	1.39	7	1.22
I AM IMMORTAL	2016	I AM INVINCIBLE	19	1	VIC	72	2	1.39	7	1.22
PIERATA	2014	PIERRO	51	2	VIC	126	3	1.19	15	1.49
ROYAL MEETING	2016	INVINCIBLE SPIRIT	14	1	VIC	43	1	1.16	2	0.58
OMAHA BEACH	2016	WAR FRONT	20	1	VIC	56	1	0.89	2	0.45
STRASBOURG	2016	I AM INVINCIBLE	13	1	SA	69	1	0.72	3	0.54
YES YES YES	2016	RUBICK	45	0	NSW	128	1	0.39	9	0.88
SUN CITY	2016	ZOUSTAR	9	0	QLD	34	0	-	4	1.47
MICROPHONE	2016	EXCEED AND EXCEL	18	1	NSW	66	0	-	7	1.33
DUBIOUS	2016	NOT A SINGLE DOUBT	31	0	NSW	110	0	-	3	0.34
FERRANDO	2013	FAST 'N' FAMOUS	12	0	NZ	39	0	-	1	0.32
VINO ROSSO	2015	CURLIN	12	0	VIC	43	0	-	1	0.29
LONG LEAF	2015	FASTNET ROCK	13	0	WA	54	0	-	1	0.23
MAGNA GRECIA	2016	INVINCIBLE SPIRIT	22	0	ENG	62	0	-	1	0.20
PRINCE OF CAVIAR	2015	SEBRING	5	0	VIC	25	0	-	0	-
UNITE AND CONQUER	2016	HINCHINBROOK	12	0	NSW	37	0	-	0	-

[Click here for an alphabetical roster of 228 Australia/New Zealand sires](#)

SOUTH AMERICA

Though we classify South America as one Region there are two points that should be made when evaluating the statistics: first, that there really are five different racing programs – there is not the routine shipping back and forth between countries which happens a lot in Europe. Second, Argentina counts for at least as much of the racing and breeding as the other four countries combined; of the 208 South American sires with 2024/25 season-end APEX ratings, 107 of them (51%) stand or stood in Argentina. Uruguay was next with 36, Chile 31, Brazil just 23, and Peru, the smallest jurisdiction we calculate separately in either hemisphere, just 11.



*Fortify, 3.71 A / 2.20 ABC Index
Photo courtesy Haras Vacacion, Argentina*

Looking at the region as a whole, there are six sires with first foals 2020 (4yo's of 2024/25) and earlier with 200+ year-starters and A Runner Indexes of 3.00+ and two others with indexes of 2.90+. Three of the eight are from Argentina including probably still the two top sires in South America, **Fortify** (3.71 A Index) and **Il Campione** (3.08). Both raced in the U.S.: Fortify, by Distorted Humor, was bred by Darley and spent most of his 2yo year chasing champion Shanghai Bobby in 2012 but is the top South American sire by A Runner Index, number of 2018/19-2024/25 A Runners (88) and ABC Runners (208) and second to Il Campione by ABC Index (2.20). For his part, Il Campione was from one of Scat Daddy's Chilean crops, was Horse of the Year as a 3yo in Chile in 2014/15 and ran once in the U.S., finishing 3rd in the G3 Poker S. at Belmont Park in his final race. He is #4 in South America by A Runner Index, #1 by ABC Runner Index (2.54), #3 by number of A Runners (48), and #2 by number of ABC Runners (158). Fortify has sired 19 G1 winners in eight crops, Il Campione ten in four crops. F2020 **Hi Happy** (3.02), an Argentinian-bred by Storm Cat's son Pure Prize, won the G1 Carlos Pellegrini and then raced extensively in the U.S., where he won the G1 Man o' War. He has four G1 winners in his first two crops.



*Il Campione, 3.08 A / 2.54 ABC Index
Photo courtesy Haras El Paraíso, Argentina*

The two sires from Chile among the eight are both shuttlers from Kentucky: **Midshipman** (3.24), who also shuttled to Brazil, is #2 by A Runner Index and #5 by ABC Index (1.91); and F2020 **Mendelssohn** (2.92), the half-brother to Into Mischief by Scat Daddy, is #3 by ABC Index (2.01). Brazil's **Drosselmeyer** (3.05), like Fortify by Distorted Humor, won the 2010 G1 Belmont and 2011 G1 Breeders' Cup Classic; he is #2 by number of A Runners (58) and has sired 12 G1 winners. Uruguay has the veteran **T.H. Approval** (3.14), another who raced in The States, though **Alcorano** (2.99), by Public Purse, a son of Private Account who stood in Brazil, was himself a G1 winner in Uruguay. Mostly, though, the top South American sires have come from, or are connected to, North American racing. An example of that is a son of Curlin named **Dabster** (4.26), whose first foals were 3yo's last season and has four A Runners from two small crops, reportedly earning himself a transfer to one of the leading studs, Haras Firmamento. Bought for \$1-million as a 2yo, he was trained by Bob Baffert for Dubai Sheikh Mohammed bin Khalifa, who bred and raced Pride of Dubai.

TABLE 9: SH APEX SEASON-END 24/25: TOP 50 SOUTH AMERICAN SIRES BY A RUNNER INDEX

SIRE	YOB	HIS SIRE	FFLS	TOT SW	24-25 WNRS	ST	TOT RNS	A's	A Index	ABC's	ABC Index
FORTIFY	2010	DISTORTED HUMOR	2015	99	57	ARG	1187	88	3.71	209	2.20
MIDSHIPMAN	2006	UNBRIDLED'S SONG	2016	70	26	CHI	602	39	3.24	92	1.91
T. H. APPROVAL	2001	WITH APPROVAL	2009	19	34	URU	558	35	3.14	74	1.66
IL CAMPIONE	2011	SCAT DADDY	2018	132	32	ARG	778	48	3.08	158	2.54
DROSSELMAYER	2007	DISTORTED HUMOR	2013	97	69	BRZ	952	58	3.05	121	1.59
HI HAPPY	2012	PURE PRIZE	2020	64	8	ARG	232	14	3.02	30	1.62
ALCORANO	2004	PUBLIC PURSE	2010	23	14	URU	384	23	2.99	53	1.73
MENDELSSOHN	2015	SCAT DADDY	2020	109	16	KY	274	16	2.92	44	2.01
REMOTE	2010	DANSILI	2016	68	23	ARG	717	37	2.58	95	1.66
PUT IT BACK	1998	HONOUR AND GLORY	2004	74	88	ARG	881	45	2.55	117	1.66
CAMELOT KITTEN	2013	KITTEN'S JOY	2020	55	11	BRZ	216	11	2.55	19	1.10
CAN THE MAN	2011	INTO MISCHIEF	2020	80	15	BRZ	289	14	2.42	35	1.51
EQUAL STRIPES	1999	CANDY STRIPES	2006	54	66	ARG	1010	47	2.33	128	1.58
SETEMBRO CHOVE	2001	FAST GOLD	2009	33	21	BRZ	350	16	2.29	31	1.11
SUGGESTIVE BOY	2008	EASING ALONG	2016	40	8	ARG	440	20	2.27	57	1.62
SINGE THE TURF	2008	GALILEO	2014	26	10	PER	288	13	2.26	29	1.26
COSMIC TRIGGER	2012	LIZARD ISLAND	2017	67	14	ARG	536	24	2.24	71	1.66
SLOANE AVENUE	2011	CANDY RIDE	2018	29	5	URU	204	9	2.21	30	1.84
FORESTRY	1996	STORM CAT	2011	49	39	BRZ	704	30	2.13	69	1.23
MEAL PENALTY	2005	TALE OF THE CAT	2011	18	17	PER	333	14	2.10	41	1.54
ENDORSEMENT	2007	DISTORTED HUMOR	2015	50	15	ARG	769	30	1.95	85	1.38
VERRAZANO	2010	MORE THAN READY	2016	98	29	BRZ	802	30	1.87	86	1.34
SEÑOR CANDY	2008	CANDY RIDE	2015	57	13	ARG	630	23	1.83	83	1.65
BAY OF PLENTY	2011	MEDAGLIA D'ORO	2018	36	4	PER	222	8	1.80	15	0.84
LE BLUES	2012	ROMAN RULER	2017	65	11	ARG	559	20	1.79	87	1.95
TEXAS FEVER	2005	VICTORY GALLOP	2015	41	7	URU	366	13	1.78	34	1.16
SOUTHDALÉ	2006	STREET CRY	2013	26	11	PER	368	13	1.77	32	1.09
POWER WORLD	2009	DISTORTED HUMOR	2017	41	6	PER	204	7	1.72	15	0.92
IVAN DENISOVICH	2003	DANEHILL	2008	57	23	CHI	572	18	1.57	52	1.14
CITY BANKER	2005	LODE	2011	22	11	URU	352	11	1.56	32	1.14
FRAGOTERO	2009	ROMAN RULER	2016	15	4	ARG	256	8	1.56	22	1.07
GOOD SAMARITAN	2014	HARLAN'S HOLIDAY	2020	110	6	CHI	334	10	1.50	33	1.24
SALTO	2008	PIVOTAL	2015	23	14	BRZ	469	14	1.49	24	0.64
DANIEL BOONE	2012	WILD EVENT	2018	54	9	ARG	341	10	1.47	28	1.03
ORPEN	1996	LURE	2001	39	78	ARG	956	28	1.46	104	1.36
EMMANUEL	2009	ROMAN RULER	2016	20	3	ARG	240	7	1.46	18	0.94
TRINNIBERG	2009	TEUFLESBERG	2015	30	6	URU	344	10	1.45	40	1.45
ANGIOLO	2008	GRAND REWARD	2014	88	25	ARG	1274	37	1.45	122	1.20
TREASURE BEACH	2008	GALILEO	2015	64	17	ARG	1078	31	1.44	93	1.08
PORTAL DEL ALTO	2012	MALIBU MOON	2016	33	10	ARG	539	15	1.39	58	1.35
IOYA BIGTIME	2007	DYNAFORMER	2015	20	3	URU	252	7	1.39	22	1.09
SEEK AGAIN	2010	SPEIGHTSTOWN	2017	35	5	ARG	434	12	1.38	32	0.92
FULL MAST	2012	MIZZEN MAST	2018	52	12	ARG	438	12	1.37	53	1.51
SEEKING THE DIA	2001	STORM CAT	2010	70	29	CHI	890	24	1.35	91	1.28
COURTIER	2012	PIONEER OF THE NILE	2017	58	16	BRZ	573	15	1.31	26	0.57
DADDY LONG LEGS	2009	SCAT DADDY	2015	87	19	ARG	794	20	1.26	70	1.10
ZENSATIONAL	2006	UNBRIDLED'S SONG	2012	10	9	ARG	399	10	1.25	26	0.81
SANTILLANO	2011	EASING ALONG	2018	33	5	ARG	242	6	1.24	20	1.03
GRAND REWARD	2001	STORM CAT	2007	41	31	ARG	848	21	1.24	66	0.97
DUBAI SKY	2012	CANDY RIDE	2018	21	1	CHI	207	5	1.21	15	0.91

TABLE 10: SH APEX SEASON-END 24/25: TOP 50 SOUTH AMERICAN SIRES BY NUMBER OF A RUNNERS

SIRE	YOB	HIS SIRE	FFLS	TOT SW	24-25 WNRS	ST	TOT RNS	A's	A Index	ABC's	ABC Index
FORTIFY	2010	DISTORTED HUMOR	2015	99	57	ARG	1187	88	3.71	209	2.20
DROSSELMAYER	2007	DISTORTED HUMOR	2013	97	69	BRZ	952	58	3.05	121	1.59
IL CAMPIONE	2011	SCAT DADDY	2018	132	32	ARG	778	48	3.08	158	2.54
EQUAL STRIPES	1999	CANDY STRIPES	2006	54	66	ARG	1010	47	2.33	128	1.58
PUT IT BACK	1998	HONOUR AND GLORY	2004	74	88	ARG	881	45	2.55	117	1.66
MIDSHIPMAN	2006	UNBRIDLED'S SONG	2016	70	26	CHI	602	39	3.24	92	1.91
REMOTE	2010	DANSILI	2016	68	23	ARG	717	37	2.58	95	1.66
ANGIOLO	2008	GRAND REWARD	2014	88	25	ARG	1274	37	1.45	122	1.20
T. H. APPROVAL	2001	WITH APPROVAL	2009	19	34	URU	558	35	3.14	74	1.66
TREASURE BEACH	2008	GALILEO	2015	64	17	ARG	1078	31	1.44	93	1.08
FORESTRY	1996	STORM CAT	2011	49	39	BRZ	704	30	2.13	69	1.23
ENDORSEMENT	2007	DISTORTED HUMOR	2015	50	15	ARG	769	30	1.95	85	1.38
VERRAZANO	2010	MORE THAN READY	2016	98	29	BRZ	802	30	1.87	86	1.34
ORPEN	1996	LURE	2001	39	78	ARG	956	28	1.46	104	1.36
COSMIC TRIGGER	2012	LIZARD ISLAND	2017	67	14	ARG	536	24	2.24	71	1.66
SEEKING THE DIA	2001	STORM CAT	2010	70	29	CHI	890	24	1.35	91	1.28
HURRICANE CAT	2003	STORM CAT	2008	69	42	ARG	1098	24	1.09	104	1.18
ALCORANO	2004	PUBLIC PURSE	2010	23	14	URU	384	23	2.99	53	1.73
SEÑOR CANDY	2008	CANDY RIDE	2015	57	13	ARG	630	23	1.83	83	1.65
GRAND REWARD	2001	STORM CAT	2007	41	31	ARG	848	21	1.24	66	0.97
SUGGESTIVE BOY	2008	EASING ALONG	2016	40	8	ARG	440	20	2.27	57	1.62
LE BLUES	2012	ROMAN RULER	2017	65	11	ARG	559	20	1.79	87	1.95
DADDY LONG LEGS	2009	SCAT DADDY	2015	87	19	ARG	794	20	1.26	70	1.10
GRAND DADDY	2006	JOHANNESBURG	2013	90	18	CHI	934	20	1.07	96	1.28
MANIPULATOR	2001	UNBRIDLED	2007	68	26	ARG	1327	19	0.72	85	0.80
IVAN DENISOVICH	2003	DANEHILL	2008	57	23	CHI	572	18	1.57	52	1.14
LIZARD ISLAND	2005	DANEHILL DANCER	2010	39	25	ARG	1073	18	0.84	65	0.76
CIMA DE TRIOMPHE	2005	GALILEO	2012	13	16	ARG	808	17	1.05	60	0.93
MENDELSSOHN	2015	SCAT DADDY	2020	109	16	KY	274	16	2.92	44	2.01
SETEMBRO CHOVE	2001	FAST GOLD	2009	33	21	BRZ	350	16	2.29	31	1.11
KODIAK KOWBOY	2005	POSSE	2011	28	11	URU	707	16	1.13	70	1.24
PORTAL DEL ALTO	2012	MALIBU MOON	2016	33	10	ARG	539	15	1.39	58	1.35
COURTIER	2012	PIONEER OF THE NILE	2017	58	16	BRZ	573	15	1.31	26	0.57
THE LEOPARD	2005	STORM CAT	2009	73	13	URU	681	15	1.10	49	0.90
HI HAPPY	2012	PURE PRIZE	2020	64	8	ARG	232	14	3.02	30	1.62
CAN THE MAN	2011	INTO MISCHIEF	2020	80	15	BRZ	289	14	2.42	35	1.51
MEAL PENALTY	2005	TALE OF THE CAT	2011	18	17	PER	333	14	2.10	41	1.54
SALTO	2008	PIVOTAL	2015	23	14	BRZ	469	14	1.49	24	0.64
TIGER HEART	2001	SCATMANDU	2008	38	29	BRZ	664	14	1.05	34	0.64
SINGE THE TURF	2008	GALILEO	2014	26	10	PER	288	13	2.26	29	1.26
TEXAS FEVER	2005	VICTORY GALLOP	2015	41	7	URU	366	13	1.78	34	1.16
SOUTHDALÉ	2006	STREET CRY	2013	26	11	PER	368	13	1.77	32	1.09
SEEK AGAIN	2010	SPEIGHTSTOWN	2017	35	5	ARG	434	12	1.38	32	0.92
FULL MAST	2012	MIZZEN MAST	2018	52	12	ARG	438	12	1.37	53	1.51
MASTER OF HOUNDS	2008	KINGMAMBO	2014	16	6	ARG	756	12	0.79	44	0.73
CAMELOT KITTEN	2013	KITTEN'S JOY	2020	55	11	BRZ	216	11	2.55	19	1.10
CITY BANKER	2005	LODE	2011	22	11	URU	352	11	1.56	32	1.14
YAZAMAAN	2004	GALILEO	2011	39	16	PER	478	11	1.15	25	0.65
GOOD SAMARITAN	2014	HARLAN'S HOLIDAY	2020	110	6	CHI	334	10	1.50	33	1.24
DANIEL BOONE	2012	WILD EVENT	2018	54	9	ARG	341	10	1.47	28	1.03

TABLE 11: SH APEX SEASON-END 24/25: TOP 50 SOUTH AMERICAN SIRES BY ABC RUNNER INDEX

SIRE	YOB	HIS SIRE	FFLS	TOT SW	24-25 WNRS	ST	TOT RNS	A's	A Index	ABC's	ABC Index
IL CAMPIONE	2011	SCAT DADDY	2018	132	32	ARG	778	48	3.08	158	2.54
FORTIFY	2010	DISTORTED HUMOR	2015	99	57	ARG	1187	88	3.71	209	2.20
MENDELSSOHN	2015	SCAT DADDY	2020	109	16	KY	274	16	2.92	44	2.01
LE BLUES	2012	ROMAN RULER	2017	65	11	ARG	559	20	1.79	87	1.95
MIDSHIPMAN	2006	UNBRIDLED'S SONG	2016	70	26	CHI	602	39	3.24	92	1.91
SLOANE AVENUE	2011	CANDY RIDE	2018	29	5	URU	204	9	2.21	30	1.84
ALCORANO	2004	PUBLIC PURSE	2010	23	14	URU	384	23	2.99	53	1.73
PUT IT BACK	1998	HONOUR AND GLORY	2004	74	88	ARG	881	45	2.55	117	1.66
REMOTE	2010	DANSILI	2016	68	23	ARG	717	37	2.58	95	1.66
T. H. APPROVAL	2001	WITH APPROVAL	2009	19	34	URU	558	35	3.14	74	1.66
COSMIC TRIGGER	2012	LIZARD ISLAND	2017	67	14	ARG	536	24	2.24	71	1.66
SEÑOR CANDY	2008	CANDY RIDE	2015	57	13	ARG	630	23	1.83	83	1.65
SUGGESTIVE BOY	2008	EASING ALONG	2016	40	8	ARG	440	20	2.27	57	1.62
HI HAPPY	2012	PURE PRIZE	2020	64	8	ARG	232	14	3.02	30	1.62
DROSSELMAYER	2007	DISTORTED HUMOR	2013	97	69	BRZ	952	58	3.05	121	1.59
EQUAL STRIPES	1999	CANDY STRIPES	2006	54	66	ARG	1010	47	2.33	128	1.58
MEAL PENALTY	2005	TALE OF THE CAT	2011	18	17	PER	333	14	2.10	41	1.54
CAN THE MAN	2011	INTO MISCHIEF	2020	80	15	BRZ	289	14	2.42	35	1.51
FULL MAST	2012	MIZZEN MAST	2018	52	12	ARG	438	12	1.37	53	1.51
TRINNIBERG	2009	TEUFLESBERG	2015	30	6	URU	344	10	1.45	40	1.45
ENDORSEMENT	2007	DISTORTED HUMOR	2015	50	15	ARG	769	30	1.95	85	1.38
ORPEN	1996	LURE	2001	39	78	ARG	956	28	1.46	104	1.36
PORTAL DEL ALTO	2012	MALIBU MOON	2016	33	10	ARG	539	15	1.39	58	1.35
VERRAZANO	2010	MORE THAN READY	2016	98	29	BRZ	802	30	1.87	86	1.34
SAFETY CHECK	2011	DUBAWI	2018	52	3	ARG	357	6	0.84	38	1.33
SEEKING THE DIA	2001	STORM CAT	2010	70	29	CHI	890	24	1.35	91	1.28
GRAND DADDY	2006	JOHANNESBURG	2013	90	18	CHI	934	20	1.07	96	1.28
SINGE THE TURF	2008	GALILEO	2014	26	10	PER	288	13	2.26	29	1.26
KODIAK KOWBOY	2005	POSSE	2011	28	11	URU	707	16	1.13	70	1.24
GOOD SAMARITAN	2014	HARLAN'S HOLIDAY	2020	110	6	CHI	334	10	1.50	33	1.24
FORESTRY	1996	STORM CAT	2011	49	39	BRZ	704	30	2.13	69	1.23
ANGIOLO	2008	GRAND REWARD	2014	88	25	ARG	1274	37	1.45	122	1.20
HURRICANE CAT	2003	STORM CAT	2008	69	42	ARG	1098	24	1.09	104	1.18
TEXAS FEVER	2005	VICTORY GALLOP	2015	41	7	URU	366	13	1.78	34	1.16
SOUTH KISSING	2003	SOUTHERN HALO	2011	15	1	ARG	302	3	0.50	28	1.16
IVAN DENISOVICH	2003	DANEHILL	2008	57	23	CHI	572	18	1.57	52	1.14
CITY BANKER	2005	LODE	2011	22	11	URU	352	11	1.56	32	1.14
WINNING PRIZE	2009	PURE PRIZE	2017	30	7	ARG	312	7	1.12	28	1.12
TODO UN AMIGUITO	2008	MUTAKDDIM	2017	20	3	ARG	257	5	0.97	23	1.12
SETEMBRO CHOVE	2001	FAST GOLD	2009	33	21	BRZ	350	16	2.29	31	1.11
DADDY LONG LEGS	2009	SCAT DADDY	2015	87	19	ARG	794	20	1.26	70	1.10
CAMELOT KITTEN	2013	KITTEN'S JOY	2020	55	11	BRZ	216	11	2.55	19	1.10
IN THE DARK	2013	MUTAKDDIM	2018	47	6	ARG	352	7	0.99	31	1.10
SOUTHDALE	2006	STREET CRY	2013	26	11	PER	368	13	1.77	32	1.09
IOYA BIGTIME	2007	DYNAFORMER	2015	20	3	URU	252	7	1.39	22	1.09
TREASURE BEACH	2008	GALILEO	2015	64	17	ARG	1078	31	1.44	93	1.08
FRAGOTERO	2009	ROMAN RULER	2016	15	4	ARG	256	8	1.56	22	1.07
DISCREETLY MINE	2007	MINESHAFT	2017	28	1	URU	257	5	0.97	22	1.07
DANIEL BOONE	2012	WILD EVENT	2018	54	9	ARG	341	10	1.47	28	1.03
SANTILLANO	2011	EASING ALONG	2018	33	5	ARG	242	6	1.24	20	1.03

TABLE 12: SH APEX SEASON-END 24/25: TOP 50 SOUTH AMERICAN SIRES BY NUMBER OF ABC RUNNERS

SIRE	YOB	HIS SIRE	FFLS	TOT SW	24-25 WNRS	ST	TOT RNS	A's	A Index	ABC's	ABC Index
FORTIFY	2010	DISTORTED HUMOR	2015	99	57	ARG	1187	88	3.71	209	2.20
IL CAMPIONE	2011	SCAT DADDY	2018	132	32	ARG	778	48	3.08	158	2.54
EQUAL STRIPES	1999	CANDY STRIPES	2006	54	66	ARG	1010	47	2.33	128	1.58
ANGIOLO	2008	GRAND REWARD	2014	88	25	ARG	1274	37	1.45	122	1.20
DROSSELMAYER	2007	DISTORTED HUMOR	2013	97	69	BRZ	952	58	3.05	121	1.59
PUT IT BACK	1998	HONOUR AND GLORY	2004	74	88	ARG	881	45	2.55	117	1.66
ORPEN	1996	LURE	2001	39	78	ARG	956	28	1.46	104	1.36
HURRICANE CAT	2003	STORM CAT	2008	69	42	ARG	1098	24	1.09	104	1.18
GRAND DADDY	2006	JOHANNESBURG	2013	90	18	CHI	934	20	1.07	96	1.28
REMOTE	2010	DANSILI	2016	68	23	ARG	717	37	2.58	95	1.66
TREASURE BEACH	2008	GALILEO	2015	64	17	ARG	1078	31	1.44	93	1.08
MIDSHIPMAN	2006	UNBRIDLED'S SONG	2016	70	26	CHI	602	39	3.24	92	1.91
SEEKING THE DIA	2001	STORM CAT	2010	70	29	CHI	890	24	1.35	91	1.28
LE BLUES	2012	ROMAN RULER	2017	65	11	ARG	559	20	1.79	87	1.95
VERRAZANO	2010	MORE THAN READY	2016	98	29	BRZ	802	30	1.87	86	1.34
ENDORSEMENT	2007	DISTORTED HUMOR	2015	50	15	ARG	769	30	1.95	85	1.38
MANIPULATOR	2001	UNBRIDLED	2007	68	26	ARG	1327	19	0.72	85	0.80
SEÑOR CANDY	2008	CANDY RIDE	2015	57	13	ARG	630	23	1.83	83	1.65
T. H. APPROVAL	2001	WITH APPROVAL	2009	19	34	URU	558	35	3.14	74	1.66
COSMIC TRIGGER	2012	LIZARD ISLAND	2017	67	14	ARG	536	24	2.24	71	1.66
KODIAK KOWBOY	2005	POSSE	2011	28	11	URU	707	16	1.13	70	1.24
DADDY LONG LEGS	2009	SCAT DADDY	2015	87	19	ARG	794	20	1.26	70	1.10
FORESTRY	1996	STORM CAT	2011	49	39	BRZ	704	30	2.13	69	1.23
GRAND REWARD	2001	STORM CAT	2007	41	31	ARG	848	21	1.24	66	0.97
LIZARD ISLAND	2005	DANEHILL DANCER	2010	39	25	ARG	1073	18	0.84	65	0.76
CIMA DE TRIOMPHE	2005	GALILEO	2012	13	16	ARG	808	17	1.05	60	0.93
PORTAL DEL ALTO	2012	MALIBU MOON	2016	33	10	ARG	539	15	1.39	58	1.35
SUGGESTIVE BOY	2008	EASING ALONG	2016	40	8	ARG	440	20	2.27	57	1.62
ALCORANO	2004	PUBLIC PURSE	2010	23	14	URU	384	23	2.99	53	1.73
FULL MAST	2012	MIZZEN MAST	2018	52	12	ARG	438	12	1.37	53	1.51
IVAN DENISOVICH	2003	DANEHILL	2008	57	23	CHI	572	18	1.57	52	1.14
QUE VIDA BUENA	2005	BERNSTEIN	2011	44	9	ARG	692	6	0.43	52	0.94
THE LEOPARD	2005	STORM CAT	2009	73	13	URU	681	15	1.10	49	0.90
MENDELSSOHN	2015	SCAT DADDY	2020	109	16	KY	274	16	2.92	44	2.01
MASTER OF HOUNDS	2008	KINGMAMBO	2014	16	6	ARG	756	12	0.79	44	0.73
MEAL PENALTY	2005	TALE OF THE CAT	2011	18	17	PER	333	14	2.10	41	1.54
TRINNIBERG	2009	TEUFLESBERG	2015	30	6	URU	344	10	1.45	40	1.45
SAFETY CHECK	2011	DUBAWI	2018	52	3	ARG	357	6	0.84	38	1.33
HIT IT A BOMB	2013	WAR FRONT	2018	55	9	ARG	528	9	0.85	36	0.85
CAN THE MAN	2011	INTO MISCHIEF	2020	80	15	BRZ	289	14	2.42	35	1.51
TRUE CAUSE	2003	STORM CAT	2010	26	7	ARG	662	6	0.45	35	0.66
TEXAS FEVER	2005	VICTORY GALLOP	2015	41	7	URU	366	13	1.78	34	1.16
TIGER HEART	2001	SCATMANDU	2008	38	29	BRZ	664	14	1.05	34	0.64
GOOD SAMARITAN	2014	HARLAN'S HOLIDAY	2020	110	6	CHI	334	10	1.50	33	1.24
GSTAAD	2004	STORM CAT	2009	27	9	CHI	638	6	0.47	33	0.65
CITY BANKER	2005	LODE	2011	22	11	URU	352	11	1.56	32	1.14
SOUTHDAL	2006	STREET CRY	2013	26	11	PER	368	13	1.77	32	1.09
SEEK AGAIN	2010	SPEIGHTSTOWN	2017	35	5	ARG	434	12	1.38	32	0.92
SETEMBRO CHOVE	2001	FAST GOLD	2009	33	21	BRZ	350	16	2.29	31	1.11
IN THE DARK	2013	MUTAKDDIM	2018	47	6	ARG	352	7	0.99	31	1.10

[Click here for an alphabetical roster of 214 South American sires](#)

SOUTH AFRICA

One effect of the relaxation of quarantine restrictions which made transport of horses in and out of South Africa nearly impossible has been the arrival of more South African horses – and owners – racing in Europe and the U.S. Team Valor's Barry Irwin has been sourcing horses in South Africa for decades but now the opening up will surely see more trade in and out, and historically their horses very much hold their own in international competition.

South Africa's leading sire by A Runner Index is retired former Champion Sire **Trippi** (3.06), an American import by Forty Niner's son End Sweep, who himself ended up in Japan. The two leading sires by number of A Runners and ABC Runners are **Vercingetorix**, 2024/25 Champion Sire after two near misses, and three-time Champion Sire **Gimmethgreenlight**, an Australian-bred by More Than Ready. Vercingetorix is by five-time Champion Sire Silvano, a great-grandson of Nijinsky so nearly the last, if not the last strain of Nijinsky as a sire line. He has a 2.99 A Runner Index and is by a wide margin the #1 sire by ABC Index (1.95). Gimmethgreenlight has 71 A Runners, Vercingetorix 64, but Vercingetorix leads him by ABC Runners 167-163. **Legislate** (3.01), a Horse of the Year by multiple Champion Sire Dynasty (by Fort Wood, by Sadler's Wells), is #2 by A Runner Index from smallish crops, while two sons of Redoute's Choice, both sprinters, F2018 **Rafeef** (2.35) and F 2021 **Buffalo Bill Cody** (2.50) also figure among the seven sires with A Runner indexes of 2.00+. There are also two F2020 sons of War Front, the ill-fated **Lancaster Bomber** (2.17), sire of Beach Bomb this year in the U.S., and **Fire Away** (1.99).

TABLE 13: SH APEX SEASON-END 24/25: 39 SIRES IN SOUTH AFRICA BY A RUNNER INDEX

SIRE	YOB	HIS SIRE	24-25 WNRS	TOT SW	FFLS	ST	TOT RNS	A's	A Index	ABC's	ABC Index
TRIPPI	1997	END SWEEP	20	56	2009	RETIRED	556	34	3.06	72	1.62
LEGISLATE	2010	DYNASTY	13	9	2017	SAF	133	8	3.01	15	1.41
VERCINGETORIX	2009	SILVANO	144	59	2016	SAF	1070	64	2.99	167	1.95
BUFFALO BILL CODY	2015	REDOUTE'S CHOICE	13	2	2021	SAF	40	2	2.50	3	0.94
RAFEEF	2012	REDOUTE'S CHOICE	80	23	2018	SAF	554	26	2.35	61	1.38
GIMMETHGREENLIGHT	2008	MORE THAN READY	122	75	2013	SAF	1520	71	2.34	163	1.34
LANCASTER BOMBER	2014	WAR FRONT	57	11	2020	DEAD	276	12	2.17	27	1.22
FIRE AWAY	2012	WAR FRONT	37	7	2020	SAF	176	7	1.99	18	1.28
NEW PREDATOR	2012	NEW APPROACH	20	4	2020	SAF	144	5	1.74	9	0.78
ONE WORLD	2015	CAPTAIN AL	58	4	2021	SAF	188	6	1.60	15	1.00
GOLD STANDARD	2013	TRIPPI	14	3	2019	SAF	129	4	1.55	10	0.97
VAR	1999	FOREST WILDCAT	22	58	2006	DEAD	720	21	1.46	62	1.08
FLOWER ALLEY	2002	DISTORTED HUMOR	38	17	2016	SAF	675	18	1.33	64	1.19
PATHFORK	2008	DISTORTED HUMOR	23	18	2013	SAF	620	16	1.29	63	1.27
WHAT A WINTER	2007	WESTERN WINTER	67	28	2014	SAF	1251	32	1.28	119	1.19
ORATORIO	2002	DANEHILL	18	26	2007	SAF	770	19	1.23	66	1.07
FUTURA	2010	DYNASTY	36	15	2017	SAF	452	11	1.22	29	0.80
THE UNITED STATES	2010	GALILEO	44	5	2018	SAF	316	7	1.11	39	1.54
POTALA PALACE	2008	SINGSPIEL	42	4	2015	SAF	361	8	1.11	27	0.93
DUKE OF MARMALADE	2004	DANEHILL	20	21	2015	DEAD	835	18	1.08	53	0.79
MASTER OF MY FATE	2009	JET MASTER	92	30	2015	SAF	1311	28	1.07	107	1.02
IDEAL WORLD	2005	KINGMAMBO	33	30	2011	SAF	713	15	1.05	60	1.05
QUERARI	2006	OASIS DREAM	89	45	2012	SAF	1380	29	1.05	104	0.94
DANON PLATINA	2012	DEEP IMPACT	56	4	2020	SAF	244	5	1.02	19	0.97
CANFORD CLIFFS	2007	TAGULA	55	15	2013	SAF	884	17	0.96	65	0.92
POMODORO	2008	JET MASTER	35	11	2015	SAF	750	14	0.93	44	0.73
ACT OF WAR	2011	DYNASTY	24	5	2017	SAF	272	5	0.92	17	0.78
ELUSIVE FORT	2002	FORT WOOD	18	16	2011	SAF	781	13	0.83	61	0.98
CAPTAIN OF ALL	2010	CAPTAIN AL	41	8	2016	SAF	760	12	0.79	46	0.76
WILLOW MAGIC	2010	DUBAWI	19	1	2017	SAF	326	5	0.77	23	0.88
ROYAL MO	2014	UNCLE MO	18	2	2019	SAF	134	2	0.75	12	1.12
GLOBAL VIEW	2011	GALILEO	38	6	2017	SAF	578	7	0.61	23	0.50
HEAVENLY BLUE	2013	SNITZEL	14	2	2020	SAF	84	1	0.60	5	0.74
ERUPT	2012	DUBAWI	70	4	2019	SAF	379	4	0.53	26	0.86
WILLIAM LONGSWORD	2013	CAPTAIN AL	61	10	2018	SAF	577	6	0.52	37	0.80
SOQRAT	2015	EPAULETTE	11	1	2021	SAF	36	0	-	2	0.69
ADMIRAL KITTEN	2010	KITTEN'S JOY	8	0	2018	SAF	132	0	-	5	0.47
LAST WINTER	2013	WESTERN WINTER	6	0	2021	SAF	34	0	-	1	0.37
HORIZON	2013	DYNASTY	20	0	2020	SAF	101	0	-	1	0.12

[Click here for an alphabetical roster of 39 South African sires](#)

HONG KONG APEX- SIRES WITH 3+ AB RUNNERS IN HONG KONG

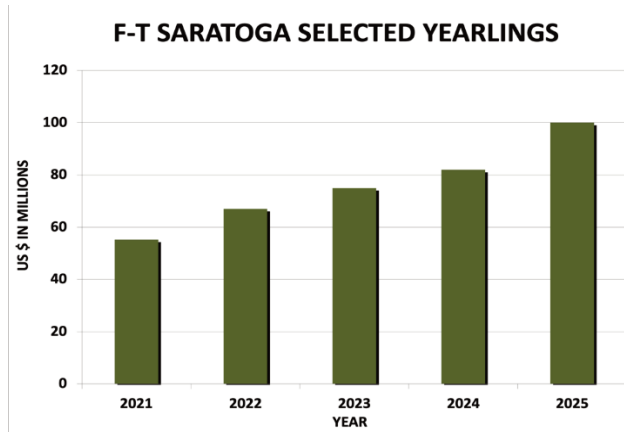
TABLE 14: SH APEX SEASON-END 24/25: 46 SIRES WITH 3+ AB RUNNERS IN HONG KONG

SIRE	YOB	HIS SIRE	24-25 HK WNRS	TOT HK SW	FFLS	ST	HK RNRS	A's	A Index	AB's	AB Index
ACCLAMATION-GB	1999	ROYAL APPLAUSE	3	2	2005	DEAD	47	4	4.26	4	2.13
ALL TOO HARD	2009	CASINO PRINCE	5	1	2014	NSW	93	3	1.61	7	1.88
ARCHIPENKO	2004	KINGMAMBO	1	3	2011	DEAD	23	4	8.70	4	4.35
ARTIE SCHILLER	2001	EL PRADO	3	0	2008	AUS	31	1	1.61	4	3.23
BELARDO	2012	LOPE DE VEGA	5	1	2018	ENG	29	3	5.17	3	2.59
CITYSCAPE	2006	SELKIRK	1	2	2015	ARG	11	5	22.73	6	13.64
DARCI BRAHMA	2002	DANEHILL	6	4	2008	RETIRED	117	3	1.28	7	1.50
DEEP FIELD	2010	NORTHERN METEOR	27	5	2016	RETIRED	258	9	1.74	15	1.45
DEEP IMPACT	2002	SUNDAY SILENCE	1	3	2008	DEAD	28	6	10.71	10	8.93
DENMAN	2006	LONHRO	0	1	2015	AUS	55	3	2.73	4	1.82
EPAULETTE	2009	COMMANDS	3	2	2015	TUR	39	3	3.85	4	2.56
EXCEED AND EXCEL	2000	DANEHILL	7	6	2006	RETIRED	174	6	1.72	9	1.29
FASTNET ROCK	2001	DANEHILL	5	4	2011	RETIRED	107	3	1.40	4	0.93
GALILEO	1998	SADLER'S WELLS	2	3	2003	DEAD	27	5	9.26	5	4.63
HEART'S CRY	2001	SUNDAY SILENCE	0	0	2008	DEAD	5	2	20.00	3	15.00
HINCHINBROOK	2007	FASTNET ROCK	1	2	2012	DEAD	99	4	2.02	7	1.77
I AM INVINCIBLE	2004	INVINCIBLE SPIRIT	7	1	2011	NSW	87	2	1.15	4	1.15
LONHRO	1998	OCTAGONAL	2	1	2013	RETIRED	25	3	6.00	3	3.00
LOOKIN AT LUCKY	2007	SMART STRIKE	1	1	2012	CHI	10	2	10.00	3	7.50
MAGNUS	2002	FLYING SPUR	1	1	2009	DEAD	41	3	3.66	5	3.05
MASTERCRAFTSMAN	2006	DANEHILL DANCER	2	1	2011	DEAD	40	1	1.25	3	1.88
MEDAGLIA D'ORO	1999	EL PRADO	1	1	2006	KY	51	5	4.90	5	2.45
MORE THAN READY	1997	SOUTHERN HALO	1	2	2002	DEAD	66	2	1.52	5	1.89
NO NAY NEVER	2011	SCAT DADDY	4	1	2016	IRE	41	1	1.22	3	1.83
NOT A SINGLE DOUBT	2001	REDOUTE'S CHOICE	3	2	2006	DEAD	96	5	2.60	9	2.34
OLYMPIC GLORY	2010	CHOISIR	0	1	2016	FR	13	1	3.85	3	5.77
PER INCANTO	2004	STREET CRY	11	0	2012	NZ	187	0	-	3	0.40
PIERRO	2009	LONHRO	3	1	2014	NSW	69	3	2.17	5	1.81
RUBICK	2011	ENCOSTA DE LAGO	5	1	2016	CHI	36	2	2.78	3	2.08
SACRED FALLS	2009	O'REILLY	3	2	2016	DEAD	41	3	3.66	4	2.44
SAVABEEL	2001	ZABEEL	6	4	2006	NZ	126	3	1.19	6	1.19
SEBRING	2005	MORE THAN READY	2	3	2010	DEAD	108	5	2.31	6	1.39
SHAMUS AWARD	2010	SNITZEL	4	1	2015	VIC	32	1	1.56	4	3.13
SIOUX NATION	2015	SCAT DADDY	3	1	2020	IRE	8	3	18.75	3	9.38
SMART MISSILE	2008	FASTNET ROCK	4	0	2013	NSW	152	2	0.66	3	0.49
SNITZEL	2002	REDOUTE'S CHOICE	2	2	2007	NSW	114	2	0.88	3	0.66
SO YOU THINK	2006	HIGH CHAPARRAL	3	1	2014	AUS	62	1	0.81	3	1.21
STAR WITNESS	2007	STARCRAFT	5	1	2012	VIC	94	2	1.06	5	1.33
STARCRAFT	2000	SOVIET STAR	1	3	2007	VIC	46	1	1.09	3	1.63
STARSPANGLED BANNER	2006	CHOISIR	15	3	2012	IRE	102	6	2.94	9	2.21
STREET BOSS	2004	STREET CRY	2	1	2010	AUS	49	1	1.02	3	1.53
SWEYNESSE	2011	LONHRO	2	1	2017	NZ	34	3	4.41	3	2.21
TEOFILO	2004	GALILEO	0	2	2009	IRE	32	4	6.25	5	3.91
TORONADO	2010	HIGH CHAPARRAL	11	3	2016	AUS	96	7	3.65	9	2.34
WRITTEN TYCOON	2002	IGLESIA	9	1	2008	VIC	98	1	0.51	5	1.28
ZOUSTAR	2010	NORTHERN METEOR	11	2	2020	AUS	117	5	2.14	8	1.71

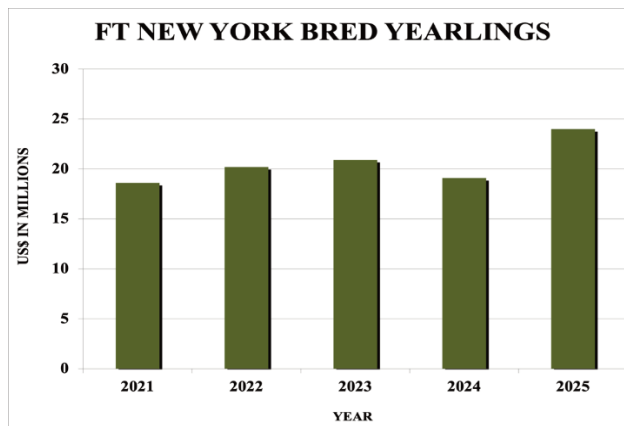
[Click here for an alphabetical roster of 348 Sires in Hong Kong](#)

SECTION 4: WORLDWIDE SALES TICKER

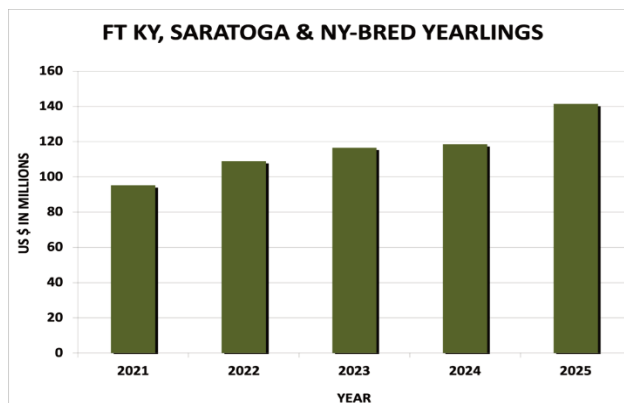
Through August 13, 2025



YEAR	CAT	RING	SOLD	% W/D	% S/R	% S/C	GROSS \$	AVG \$
2025	222	181	160	18.5%	88.4%	72.1%	100,715,000	629,469
2024	240	189	154	21.3%	81.5%	64.2%	82,160,000	533,506
2023	235	203	154	13.6%	75.9%	65.5%	75,055,000	487,370
2022	216	179	143	17.1%	79.9%	66.2%	66,955,000	468,217
2021	210	180	135	14.3%	75.0%	64.3%	55,155,000	408,556



YEAR	CAT	RING	SOLD	% W/D	% S/R	% S/C	GROSS \$	AVG \$
2025	304	254	199	16.4%	78.3%	65.5%	23,870,000	119,950
2024	300	251	183	16.3%	72.9%	61.0%	19,138,000	104,579
2023	363	300	220	17.4%	73.3%	60.6%	20,929,000	95,132
2022	284	233	188	18.0%	80.7%	66.2%	20,175,000	107,314
2021	308	258	203	16.2%	78.7%	65.9%	18,566,500	91,461



YEAR	CAT	RING	SOLD	% W/D	% S/R	% S/C	GROSS \$	AVG \$
2025	787	652	515	17.2%	79.0%	65.4%	141,413,000	274,588
2024	826	671	493	18.8%	73.5%	59.7%	118,752,000	240,876
2023	968	807	581	16.6%	72.0%	60.0%	116,491,000	200,501
2022	802	660	520	17.7%	78.8%	64.8%	108,893,500	209,411
2021	866	715	546	17.4%	76.4%	63.0%	95,330,000	174,597

SECTION 5: BILL'S TWEETS



Bill Oppenheim @billoppenheim · Aug 12



Sire Prediction Points: 150 elements of a horse's race record, narrowed to NINE.

Only those with the highest correlation to future sire success make the cut. Original, data-driven research, only in SSR.



Contact us to discuss your SSR membership: info@ssr.horse.



Bill Oppenheim @billoppenheim · Aug 10



He may only have 2 winners but 1 of them, the filly Chopsticks, is now a BTW in the \$200k ELP Debutante for 4x G1 winner (including the Breeders' Cup Juvenile, Belmont, and Travers) @DarleyStallions Essential Quality. By Tapit, 8-0-1 from 10 starts, top Beyers 109, 108, 107.



Bill Oppenheim @billoppenheim · Aug 9



Good week for @Lanwades F2021 Study of Man- 4th GSW from his 1st crop of 55 foals when 4g Sons And Lovers won the 12f G3 Ballyroan at Leopardstown Thursday (big ambitions now), then today 3f Suite Francaise won the 1m Dick Hern S. (L) at Haydock. Bigger crops in the pipeline.



Bill Oppenheim @billoppenheim · Aug 9



First-season sire talk is everywhere.

SSR's data identified Scat Daddy, Into Mischief, Quality Road, Munnings, Night of Thunder, Gun Runner & Too Darn Hot before their fees soared.



Bill Oppenheim @billoppenheim · Aug 8



With yearling sale season ramping up, it's the perfect time to join SSR. Unproven sires? Sire Prediction Points show who's likely to make it. Proven sires? Career trajectory graphs show who's rising, and who's not.



Bill Oppenheim @billoppenheim · Aug 6




Saratoga @FasigTiptonCo- what a sale. 25@\$1m+, \$100m gross. Sire power: 53 yearlings (1/3 of 160 sold) by 7 sires grossed \$55m and averaged \$1m+: Gun Runner, Into Mischief, Flightline, Good Magic, Curlin, Not This Time, Uncle Mo. The other 107 still averaged \$424k. Awesome stuff.



Bill Oppenheim @billoppenheim · Aug 2



Going  @Haras_d_Etreham Persian King, G1 French 2000 winner from Kingman's 1st crop, #6 & gaining on EU 2nd-crop sire list with 4 impressive 10f 3yo's, Royal Ascot 1-3 Quai de Bethune & Best Secret (Hcp wnr Goodwood), 7L FR SW Uthred, tomorrow's G3 favorite Cankoura.



Bill Oppenheim @billoppenheim · Jul 27



These are Ardad's @OverburySires 1st 2yo's since his 1st crop included Coventry, Morny, & Middle Park winner Perfect Power; 2yo's of '21, more & better mares '22, foals of '23. After War Faayth's BTW in France today, now 13 winners, 4 BTH, 2 BTW from his '23 crop; going up



Bill Oppenheim @billoppenheim · Jul 27



Saeed bin Suroor always could train & today's 10f G1 win in Munich by Guineas 4th, Derby 6th, & Hampton Court 2nd Tornado Alert @godolphin is the 3rd BT win this weekend for @DarleyStallions Too Darn Hot & his 3rd NH G1 winner (note to SSR subscribers-1 to go, as w/ Blue Point).