

Thoroughbred Market Report



NOVEMBER 2024

Editor – Bill Oppenheim, bopp@billoppenheim.com
Managing Editor – Emily J Plant PhD, emily@billoppenheim.com
Worldwide Sales Ticker – Brianne Stanley, bristanley1@gmail.com

Copyright 2024: The Bill Oppenheim Group

For subscription information go to www.billoppenheim.com
or contact info@billoppenheim.com

Thoroughbred Market Report

NOVEMBER 2024



*Kameko (Kitten's Joy x Sweeter Still (Rock of Gibraltar))
Leading sire by number of pregnant mares catalogued
European November-December Breeding Stock sales*

TABLE OF CONTENTS	PAGE
SECTION 1: COMMERCIAL AUCTION MARKET UPDATE	1
SECTION 2: WORLDWIDE SALES TICKER	7
SECTION 3: EUROPEAN NOVEMBER-DECEMBER SALES PREVIEW	11

IN THIS ISSUE

- The North American and European yearling sales this year have seen 10,005 yearlings sell for \$1.086-billion for an average of \$108,597, with Tattersalls' December Yearling Sale on Nov 25 closing out the sector. **Frankel** (\$974,087 average) and **Dubawi** (\$948,189) were the top sires by average. **Curlin** (\$585,636), **Into Mischief** (\$552,500) and **Gun Runner** (\$525,987) were the top North American sires. **Charlatan** (\$254,774) and **St Mark's Basilica** (\$236,054) were the top first-year sires.
- The Kentucky November sales grossed \$292-million, \$96-million at Fasig-Tipton's Night Of The Stars and \$196-million at Keeneland November. **Flightline** (\$655,896), **Life Is Good** (\$325,625), and **Jackie's Warrior** (\$174,761) were among eight sires to average over \$100,000 for their first weanlings. Curlin's champion sons **Elite Power** (\$281,875) and **Cody's Wish** (\$235,142) and **Forte** (\$182,875) were the leading covering sires with first in-foal mares.
- Sire preview tables for the major European mixed sales at Goffs November, Tattersalls December, and Arqana's December Sale. **Sergei Prokofiev** (76), **Sioux Nation** (69), and first-crop sire **Minzaal** (54) have the highest number of foals catalogued; #2 European freshman sire **Kameko** (29) has the highest number of mares catalogued in foal.
- Worldwide Sales Tickers covering the final yearling sales, including Tattersalls' and Arqana's October sales in Europe and Fasig-Tipton's October Sale in Lexington, plus up-to-date yearling sector totals, and WST's for the Kentucky November sales.

To subscribe to the Thoroughbred Market Report please visit
<https://billoppenheim.com/abouttmr.php> or email emily@billoppenheim.com

SECTION 1: COMMERCIAL AUCTION MARKET UPDATE AND WORLDWIDE SALES TICKER

AMO RACING SPURS EURO YEARLING MARKET, JAPAN BUYS BIG KY NOVEMBER

Spurred by Kia Joorabchian's AMO Racing's spend of almost 20-million guineas taking their total yearling outlay to more than \$30-million including Keeneland September, Tattersalls' flagship October Yearling Sale improved massively over 2023 figures but more importantly topped the 2022 total of 200-million guineas by 3% at 206.8-million guineas – all the more impressive since there were 10% fewer catalogued and sold than in 2022, occasioning an average rise for the whole two weeks of 15% to 143,640 gns (see the Worldwide Sales Tickers for more detail). In total the European yearling sales through the end of October totaled €440-million, a 4% rise from the 2022 high of €421-million, while the average increased 7% over 2022 to €93,751 for 4,695 yearlings sold.

Adding in Fasig October the North American market grossed \$622-million for 5,310 yearlings sold, a 4% gain from 2023, and combined 10,005 yearlings sold in the NA/EU sales for \$1.086-billion and averaged \$108,597. So that's 10,000 yearlings who sold for an average of \$108,000 each; that's a pretty substantial marketplace.



Frankel, leading European sire by 2024 yearling average

Seventeen sires averaged over \$300,000 at the North American and European yearling sales (with only Tattersalls December Yearling Sale on November 25 left to come) – nine North American sires and eight European. Europe's **Frankel** (30 sold, \$974,087 average converted to dollars) and **Dubawi** (14/\$948,189) were out on their own by 2024 yearling average, ahead of four American and five European sires who averaged over \$390,000: **Curlin** (55/\$585,636); **Into Mischief**

(60/\$552,500), on his way to his sixth consecutive Leading Sire title and also in the lead for his sixth title as Leading Sire of 2yo's since 2016; **Gun Runner** (82/\$525,987), who will be the next Leading Sire after Into Mischief (you read it here first); **Tapit** (33/\$442,030); **Not This Time** (113/\$357,787); and Europeans **Siyouni** (32/\$431,870); **Wootton Bassett** (74/\$410,896); **Night of Thunder** (54/\$408,663); **Sea The Stars** (61/\$396,900); and **Kingman** (39/\$393,881). Americans **Uncle Mo**, **Constitution**, **Justify**, and **Quality Road** and European **Lope de Vega** also averaged over \$300,000. Leading first-crop sires were **Charlatan** (102/\$254,774), **Maxfield** (78/\$205,596), **Essential Quality** (65/\$186,356), and **Yaupon** (118/\$169,830) in North America, and **St Mark's Basilica** (62/\$236,054) and **Palace Pier** (48/\$100,309) in Europe.



Curlin, leading North American sire by 2024 yearling average

The Kentucky November sales have grossed ~ \$300-million the last four years, roughly divided one-third Fasig-Tipton's one-day Night of the Stars sale and two-thirds at Keeneland November (not including Keeneland's November Horses of Racing Age Sale, reported as a stand-alone sale since 2022). Fasig's sale (including reported post-sale transactions for both sales) grossed \$96-million this year while Keeneland grossed \$196-million, the total for both sales of \$292.8-million a slight increase on the \$290-million gross in 2023. Probably the biggest story of the November sales was the Japanese buying at the upper echelon at Fasig-Tipton, where Japanese interests bought at least 25 fillies or mares and accounted for probably 30% of the \$80-million-plus in filly and mare sales. They bought at least 15 more fillies or mares at Keeneland.



Flightline, leading North American sire by 2024 weanling average

One feature of the Kentucky November sales this year was an extremely strong group of sires whose first weanlings were offered in 2024. Eight first-crop weanling sires averaged over \$100,000, headed by Lane's End's unbeaten **Flightline**, who had eight weanlings average \$655,896, and WinStar's **Life Is Good**, who had eight sell for a \$325,625 average. Spendthrift's Champion Sprinter **Jackie's Warrior** averaged \$174,761 with 21 weanlings sold, followed by four Ashford stallions – **Epicenter** (21/\$122,619), **Golden Pal** (32/\$110,875), **Corniche** (17/\$105,235) and **Jack Christopher** (33/\$104,727) – and Gainesway's **Olympiad** (26/\$108,980). It's quite an impressive arsenal of F2024 sires who will have their first yearlings in 2025.



Into Mischief, leading North American sire by 2024 covered mares average

Five sires averaged over \$600,000 as covering sires of in-foal mares in November. **Into Mischief** had nine mares average \$1,509,444, followed by **Curlin** (6/\$1,062,500), **Gun Runner** (5/\$965,000), **Justify** (19/\$662,368), and **Good Magic** (6/\$653,333). Curlin's champion sons **Elite Power** (16/\$281,875) and **Cody's Wish** (14/\$235,142) had the highest in-foal averages for first-year sires.

SECTION 1: NORTH AMERICAN YEARLING SALES RESULTS TOP 50 SIRES BY AVERAGE, 2+ SOLD

Thru November 16, 2024

SIRE NAME	YOB	HIS SIRE	FFLS	ST	2025 FEE	2024 FEE	2022 FEE	# RING	# SOLD	US\$ AVG	US\$ MED
CURLIN	2004	SMART STRIKE	2010	KY	225,000	250,000	175,000	66	55	\$585,636	\$475,000
INTO MISCHIEF	2005	HARLAN'S HOLIDAY	2010	KY	250,000	250,000	250,000	82	60	\$552,500	\$450,000
GUN RUNNER	2013	CANDY RIDE	2019	KY	250,000	250,000	125,000	97	82	\$525,987	\$400,000
TAPIT	2001	PULPIT	2006	KY	185,000	185,000	185,000	41	33	\$442,030	\$300,000
NOT THIS TIME	2014	GIANT'S CAUSEWAY	2018	KY	175,000	150,000	45,000	132	113	\$357,787	\$250,000
UNCLE MO	2008	INDIAN CHARLIE	2013	KY	125,000	150,000	160,000	71	48	\$338,479	\$300,000
CONSTITUTION	2011	TAPIT	2017	KY	110,000	110,000	85,000	81	64	\$330,171	\$300,000
JUSTIFY	2015	SCAT DADDY	2020	KY	250,000	300,000	100,000	76	59	\$326,254	\$250,000
QUALITY ROAD	2006	ELUSIVE QUALITY	2012	KY	150,000	200,000	150,000	61	51	\$303,009	\$300,000
NYQUIST	2013	UNCLE MO	2018	KY	175,000	85,000	55,000	86	65	\$293,959	\$200,000
MEDAGLIA D'ORO	1999	EL PRADO	2006	KY	75,000	75,000	100,000	38	29	\$290,068	\$175,000
CHARLATAN	2017	SPEIGHTSTOWN	2023	KY	50,000	50,000	50,000	125	102	\$254,774	\$195,000
GOOD MAGIC	2015	CURLIN	2020	KY	125,000	125,000	30,000	76	60	\$230,286	\$177,500
SPEIGHTSTOWN	1998	GONE WEST	2006	DEAD	-	-	90,000	29	23	\$209,086	\$150,000
MAXFIELD	2017	STREET SENSE	2023	KY	40,000	35,000	40,000	95	78	\$205,596	\$135,000
ESSENTIAL QUALITY	2018	TAPIT	2023	KY	50,000	65,000	75,000	87	65	\$186,356	\$150,000
MUNNINGS	2006	SPEIGHTSTOWN	2012	KY	65,000	75,000	85,000	98	68	\$174,558	\$125,000
LIAM'S MAP	2011	UNBRIDLED'S SONG	2017	KY	40,000	40,000	40,000	93	86	\$171,259	\$130,000
YAUPON	2017	UNCLE MO	2023	KY	25,000	25,000	30,000	133	118	\$169,830	\$140,000
GHOSTZAPPER	2000	AWESOME AGAIN	2007	KY	PVT	75,000	75,000	25	19	\$169,631	\$65,000
PRACTICAL JOKE	2014	INTO MISCHIEF	2019	KY	75,000	45,000	35,000	97	82	\$156,901	\$115,000
AMERICAN PHAROAH	2012	PIONEEROF THE NILE	2017	KY	45,000	50,000	80,000	54	41	\$156,371	\$70,000
MCKINZIE	2015	STREET SENSE	2022	KY	75,000	30,000	30,000	100	88	\$156,159	\$130,000
STREET SENSE	2004	STREET CRY	2009	KY	50,000	60,000	75,000	53	39	\$153,794	\$120,000
OSCAR PERFORMANCE	2014	KITTEN'S JOY	2020	KY	45,000	25,000	15,000	23	19	\$145,894	\$90,000
TWIRLING CANDY	2007	CANDY RIDE	2013	KY	60,000	60,000	60,000	104	78	\$143,737	\$127,500
VEKOMA	2017	CANDY RIDE	2022	KY	35,000	15,000	17,500	73	65	\$141,841	\$110,000
CANDY RIDE	1999	RIDE THE RAILS	2006	KY	75,000	75,000	75,000	52	43	\$140,546	\$80,000
MACLEAN'S MUSIC	2008	DISTORTED HUMOR	2014	KY	40,000	40,000	50,000	110	87	\$135,739	\$100,000
WAR FRONT	2002	DANZIG	2008	KY	75,000	100,000	100,000	15	13	\$134,615	\$80,000
CITY OF LIGHT	2014	QUALITY ROAD	2020	KY	35,000	35,000	60,000	57	50	\$132,120	\$120,000
MORE THAN READY	1997	SOUTHERN HALO	2002	DEAD	-	-	50,000	36	30	\$123,856	\$57,500
GIRVIN	2014	TALE OF EKATI	2020	KY	25,000	30,000	6,000	22	14	\$105,835	\$97,500
COMPLEXITY	2016	MACLEAN'S MUSIC	2022	KY	25,000	12,500	12,500	65	50	\$104,750	\$50,000
VIOLENCE	2010	MEDAGLIA D'ORO	2015	KY	30,000	40,000	25,000	52	42	\$103,880	\$55,000
AUTHENTIC	2017	INTO MISCHIEF	2022	KY	25,000	50,000	70,000	93	66	\$102,666	\$65,000
BLAME	2006	ARCH	2012	KY	25,000	25,000	20,000	54	47	\$91,119	\$65,000
BOLT D'ORO	2015	MEDAGLIA D'ORO	2020	KY	30,000	60,000	20,000	96	76	\$82,184	\$46,000
OMAHA BEACH	2016	WAR FRONT	2021	KY	35,000	40,000	30,000	101	74	\$81,808	\$50,000
TIZ THE LAW	2017	CONSTITUTION	2022	KY	30,000	20,000	35,000	109	90	\$79,092	\$66,695
ARMY MULE	2014	FRIESAN FIRE	2020	KY	20,000	25,000	7,500	51	41	\$75,345	\$50,000
SOLOMINI	2015	CURLIN	2021	NY	7,500	7,500	6,500	5	2	\$71,000	\$71,000
HARD SPUN	2004	DANZIG	2009	KY	25,000	35,000	35,000	55	42	\$69,085	\$42,000
TACITUS	2016	TAPIT	2023	KY	10,000	10,000	10,000	85	70	\$67,767	\$43,500
UPSTART	2012	FLATTER	2018	KY	25,000	30,000	10,000	66	54	\$67,564	\$47,000
INDEPENDENCE HALL	2017	CONSTITUTION	2023	KY	7,500	10,000	10,000	79	67	\$64,185	\$40,000
MIDNIGHT LUTE	2003	REAL QUIET	2010	KY	10,000	10,000	15,000	16	12	\$57,583	\$26,500
RAGING BULL	2015	DARK ANGEL	2023	KY	10,000	10,000	10,000	53	34	\$56,820	\$26,000
MIDSHIPMAN	2006	UNBRIDLED'S SONG	2012	KY	15,000	15,000	10,000	59	45	\$56,388	\$45,000

For a complete roster of all 342 North American sires with yearlings sold at 2024 sales, please [click here](#)

EUROPEAN YEARLING SALES RESULTS TOP 50 SIRES BY AVERAGE, 2+ SOLD

Thru November 16, 2024

SIRE NAME	YOB	HIS SIRE	FFLS	ST	2025 FEE	2024 FEE	2022 FEE	# RING	# SOLD	US\$ AVG	US\$ MED
FRANKEL	2008	GALILEO	2014	ENG	350,000	350,000	200,000	32	30	\$974,087	\$625,280
DUBAWI	2002	DUBAI MILLENNIUM	2007	ENG	350,000	350,000	250,000	23	14	\$948,189	\$633,844
SIYOUNI	2007	PIVOTAL	2012	FR	200,000	200,000	140,000	41	32	\$431,870	\$248,125
WOOTTON BASSETT	2008	IFFRAAJ	2013	IRE	300,000	200,000	150,000	85	74	\$410,896	\$269,774
NIGHT OF THUNDER	2011	DUBAWI	2017	IRE	150,000	100,000	75,000	64	54	\$408,663	\$329,448
SEA THE STARS	2006	CAPE CROSS	2011	IRE	250,000	200,000	150,000	64	61	\$396,900	\$255,490
KINGMAN	2011	INVINCIBLE SPIRIT	2016	ENG	125,000	125,000	150,000	43	39	\$393,881	\$324,732
LOPE DE VEGA	2007	SHAMARDAL	2012	IRE	175,000	125,000	125,000	66	62	\$323,801	\$215,819
NO NAY NEVER	2011	SCAT DADDY	2016	IRE	125,000	150,000	125,000	75	61	\$266,405	\$174,809
CAMELOT	2009	MONTJEU	2015	IRE	75,000	50,000	75,000	68	65	\$265,436	\$135,305
TOO DARN HOT	2016	DUBAWI	2021	ENG	90,000	65,000	45,000	62	57	\$247,572	\$162,366
ST MARK'S BASILICA	2018	SIYOUNI	2023	IRE	40,000	50,000	65,000	76	62	\$236,054	\$125,457
BLUE POINT	2014	SHAMARDAL	2021	IRE	100,000	60,000	40,000	70	62	\$226,133	\$132,181
FARHH	2008	PIVOTAL	2015	ENG	PVT	PVT	PVT	4	3	\$224,114	\$91,438
DARK ANGEL	2005	ACCLAMATION	2009	IRE	60,000	60,000	60,000	95	89	\$170,839	\$86,595
MEHMAS	2014	ACCLAMATION	2018	IRE	70,000	50,000	50,000	133	123	\$157,340	\$94,128
NEW BAY	2012	DUBAWI	2018	IRE	75,000	75,000	37,500	83	73	\$148,624	\$96,817
ZARAK	2013	DUBAWI	2019	FR	80,000	60,000	25,000	61	52	\$134,796	\$97,118
HAVANA GREY	2015	HAVANA GOLD	2020	ENG	PVT	55,000	6,000	82	69	\$133,113	\$73,957
STARSPANGLED BANNER	2006	CHOISIR	2012	IRE	45,000	45,000	35,000	86	82	\$116,936	\$66,029
CHURCHILL	2014	GALILEO	2019	IRE	25,000	30,000	25,000	42	28	\$115,831	\$46,003
TEOFILO	2004	GALILEO	2009	IRE	30,000	30,000	30,000	28	25	\$109,176	\$46,645
SOLDIER HOLLOW	2000	IN THE WINGS	2009	DEAD	-	-	PVT	6	6	\$108,424	\$54,122
NATHANIEL	2008	GALILEO	2014	ENG	20,000	17,500	15,000	19	15	\$104,238	\$70,296
PINATUBO	2017	SHAMARDAL	2022	ENG	30,000	35,000	35,000	54	44	\$103,096	\$80,932
PALACE PIER	2017	KINGMAN	2023	ENG	32,000	45,000	55,000	61	48	\$100,309	\$69,923
GALIWAY	2011	GALILEO	2017	FR	30,000	30,000	30,000	68	48	\$95,898	\$75,946
ACCLAMATION-GB	1999	ROYAL APPLAUSE	2005	RETIRED	-	25,000	27,500	54	48	\$95,747	\$48,146
SHOWCASING	2007	OASIS DREAM	2012	ENG	35,000	45,000	45,000	74	66	\$88,448	\$55,299
AL KAZEEM	2008	DUBAWI	2015	ENG	-	PVT	-	1	1	\$87,404	\$87,404
KAMEKO	2017	KITTEN'S JOY	2022	ENG	20,000	15,000	20,000	40	36	\$87,019	\$39,380
TERRITORIES	2012	INVINCIBLE SPIRIT	2018	INDIA	-	10,000	10,000	30	22	\$84,166	\$24,343
KODIAC	2001	DANEHILL	2008	IRE	25,000	35,000	65,000	36	32	\$81,325	\$68,835
WINDSTOSS	2014	SHIROCCO	2023	GER	-	4,000	4,000	3	3	\$79,018	\$54,122
GLENEAGLES	2012	GALILEO	2017	IRE	20,000	17,500	15,000	43	28	\$78,871	\$40,591
SPACE BLUES	2016	DUBAWI	2023	IRE	16,000	16,000	17,500	82	68	\$77,061	\$51,248
STUDY OF MAN	2015	DEEP IMPACT	2021	ENG	25,000	12,500	12,500	27	27	\$74,536	\$41,096
GHAIYYATH	2015	DUBAWI	2022	IRE	20,000	25,000	25,000	62	55	\$72,885	\$48,709
MOHAATHER	2016	SHOWCASING	2022	ENG	15,000	12,500	15,000	42	37	\$69,737	\$41,132
HELLO YOU MZAIN	2016	KODIAC	2022	FR	40,000	22,500	25,000	60	49	\$68,666	\$56,237
SOTTSASS	2016	SIYOUNI	2022	JPN	-	25,000	25,000	48	42	\$68,205	\$36,978
AUSTRALIA	2011	GALILEO	2016	IRE	10,000	17,500	35,000	60	50	\$67,186	\$45,442
DOCTOR DINO	2002	MUHTATHIR	2011	JUMPS	-	-	-	2	2	\$67,079	\$67,079
INVINCIBLE SPIRIT	1997	GREEN DESERT	2004	RETIRED	-	PVT	60,000	34	27	\$62,755	\$56,476
SEA THE MOON	2011	SEA THE STARS	2016	ENG	22,500	32,500	25,000	77	62	\$61,812	\$40,340
VICTOR LUDORUM	2017	SHAMARDAL	2023	FR	15,000	15,000	15,000	76	63	\$61,020	\$34,638
OASIS DREAM	2000	GREEN DESERT	2005	ENG	15,000	15,000	20,000	42	33	\$59,857	\$49,792
SI OUX NATION	2015	SCAT DADDY	2020	IRE	30,000	27,500	10,000	119	110	\$58,695	\$43,344
PROTECTIONIST	2010	MONSUN	2018	DEAD	-	-	6,500	1	1	\$56,287	\$56,287
IFFRAAJ	2001	ZAFONIC	2008	ENG	10,000	10,000	17,500	35	26	\$55,424	\$40,474

For a complete roster of all 227 European sires with yearlings sold at 2024 sales, please [click here](#)

KY NOVEMBER SALES RESULTS TOP 50 SIRES OF WEANLINGS BY AVERAGE, 2+ SOLD

Thru November 16, 2024

SIRE NAME	YOB	HIS SIRE	FFLS	ST	2025 FEE	2024 FEE	2022 FEE	# RING	# SOLD	US\$ AVG	US\$ MED
GUN RUNNER	2013	CANDY RIDE	2019	KY	250,000	250,000	125,000	2	2	\$1,145,108	\$1,145,108
FLIGHTLINE	2018	TAPIT	2024	KY	150,000	150,000	-	8	8	\$655,896	\$537,500
INTO MISCHIEF	2005	HARLAN'S HOLIDAY	2010	KY	250,000	250,000	250,000	4	3	\$558,333	\$500,000
CURLIN	2004	SMART STRIKE	2010	KY	225,000	250,000	175,000	2	2	\$512,500	\$512,500
LIFE IS GOOD	2018	INTO MISCHIEF	2024	KY	75,000	85,000	-	12	8	\$325,625	\$325,000
QUALITY ROAD	2006	ELUSIVE QUALITY	2012	KY	150,000	200,000	150,000	7	4	\$295,000	\$292,500
JUSTIFY	2015	SCAT DADDY	2020	KY	250,000	300,000	100,000	14	13	\$285,668	\$248,695
NOT THIS TIME	2014	GIANT'S CAUSEWAY	2018	KY	175,000	150,000	45,000	6	4	\$268,750	\$237,500
WOOTTON BASSETT	2008	IFFRAAJ	2013	IRE	300,000	200,000	150,000	2	2	\$261,652	\$261,652
CONSTITUTION	2011	TAPIT	2017	KY	110,000	110,000	85,000	5	4	\$247,500	\$260,000
NYQUIST	2013	UNCLE MO	2018	KY	175,000	85,000	55,000	7	5	\$233,000	\$235,000
GHOSTZAPPER	2000	AWESOME AGAIN	2007	KY	PVT	75,000	75,000	2	2	\$180,000	\$180,000
STREET SENSE	2004	STREET CRY	2009	KY	50,000	60,000	75,000	5	5	\$180,000	\$180,000
UNCLE MO	2008	INDIAN CHARLIE	2013	KY	125,000	150,000	160,000	14	11	\$179,545	\$185,000
SPEIGHTSTOWN	1998	GONE WEST	2006	DEAD	-	-	90,000	5	4	\$177,500	\$112,500
JACKIE'S WARRIOR	2018	MACLEAN'S MUSIC	2024	KY	35,000	45,000	-	25	21	\$174,761	\$190,000
TWIRLING CANDY	2007	CANDY RIDE	2013	KY	60,000	60,000	60,000	10	9	\$153,000	\$145,000
GOOD MAGIC	2015	CURLIN	2020	KY	125,000	125,000	30,000	13	11	\$150,000	\$130,000
MCKINZIE	2015	STREET SENSE	2022	KY	75,000	30,000	30,000	22	21	\$149,619	\$150,000
MEDAGLIA D'ORO	1999	EL PRADO	2006	KY	75,000	75,000	100,000	5	4	\$140,000	\$135,000
EPICENTER	2019	NOT THIS TIME	2024	KY	35,000	40,000	-	30	21	\$122,619	\$120,000
ESSENTIAL QUALITY	2018	TAPIT	2023	KY	50,000	65,000	75,000	8	6	\$114,250	\$112,500
MAXFIELD	2017	STREET SENSE	2023	KY	40,000	35,000	40,000	11	10	\$111,000	\$77,500
GOLDEN PAL	2018	UNCLE MO	2024	KY	20,000	25,000	-	40	32	\$110,875	\$90,000
PRACTICAL JOKE	2014	INTO MISCHIEF	2019	KY	75,000	45,000	35,000	26	21	\$109,738	\$100,000
OLYMPIAD	2018	SPEIGHTSTOWN	2024	KY	35,000	35,000	-	37	26	\$108,980	\$70,000
CORNICHE	2019	QUALITY ROAD	2024	KY	15,000	25,000	-	21	17	\$105,235	\$82,000
JACK CHRISTOPHER	2019	MUNNINGS	2024	KY	25,000	40,000	-	44	33	\$104,727	\$85,000
MUNNINGS	2006	SPEIGHTSTOWN	2012	KY	65,000	75,000	85,000	11	10	\$90,200	\$100,000
CHARLATAN	2017	SPEIGHTSTOWN	2023	KY	50,000	50,000	50,000	25	20	\$88,450	\$75,000
LIAM'S MAP	2011	UNBRIDLED'S SONG	2017	KY	40,000	40,000	40,000	9	9	\$85,444	\$80,000
EARLY VOTING	2019	GUN RUNNER	2024	KY	12,500	20,000	-	22	14	\$83,357	\$76,000
YAUPON	2017	UNCLE MO	2023	KY	25,000	25,000	30,000	22	20	\$81,400	\$57,500
VEKOMA	2017	CANDY RIDE	2022	KY	35,000	15,000	17,500	31	24	\$80,250	\$65,000
CYBERKNIFE	2019	GUN RUNNER	2024	KY	20,000	25,000	-	30	23	\$79,260	\$70,000
AMERICAN PHAROAH	2012	PIONEEROF THE NILE	2017	KY	45,000	50,000	80,000	7	6	\$78,333	\$72,500
HARD SPUN	2004	DANZIG	2009	KY	25,000	35,000	35,000	14	6	\$71,166	\$47,500
MANDALOUN	2018	INTO MISCHIEF	2024	KY	15,000	20,000	-	22	19	\$71,131	\$50,000
ARMY MULE	2014	FRIESAN FIRE	2020	KY	20,000	25,000	7,500	15	12	\$68,958	\$50,000
NASHVILLE	2017	SPEIGHTSTOWN	2024	KY	15,000	15,000	-	27	20	\$67,525	\$46,000
COMPLEXITY	2016	MACLEAN'S MUSIC	2022	KY	25,000	12,500	12,500	13	10	\$66,650	\$41,250
OSCAR PERFORMANCE	2014	KITTEN'S JOY	2020	KY	45,000	25,000	15,000	18	15	\$64,433	\$35,000
BOLT D'ORO	2015	MEDAGLIA D'ORO	2020	KY	30,000	60,000	20,000	12	6	\$63,333	\$65,000
MYSTIC GUIDE	2017	GHOSTZAPPER	2024	KY	7,500	12,500	-	14	10	\$63,200	\$67,500
OMAHA BEACH	2016	WAR FRONT	2021	KY	35,000	40,000	30,000	19	12	\$62,875	\$42,500
DRAIN THE CLOCK	2018	MACLEAN'S MUSIC	2024	KY	10,000	10,000	-	37	33	\$57,878	\$48,000
UPSTART	2012	FLATTER	2018	KY	25,000	30,000	10,000	14	10	\$55,350	\$53,500
BLAME	2006	ARCH	2012	KY	25,000	25,000	20,000	9	7	\$53,500	\$70,000
MACLEAN'S MUSIC	2008	DISTORTED HUMOR	2014	KY	40,000	40,000	50,000	21	19	\$52,842	\$40,000
TIZ THE LAW	2017	CONSTITUTION	2022	KY	30,000	20,000	35,000	12	10	\$52,500	\$50,000

[For a complete roster of all sires of weanlings at the Kentucky November sales, please click here](#)

KY NOVEMBER SALES RESULTS TOP 50 COVERING SIRES OF I/F MARES BY AVERAGE, 2+ SOLD

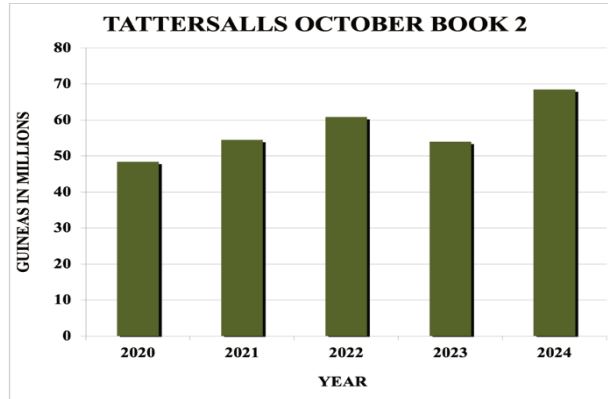
Thru November 16, 2024

SIRE NAME	YOB	HIS SIRE	FFLS	ST	2025 FEE	2024 FEE	2022 FEE	# RING	# SOLD	US\$ AVG	US\$ MED
INTO MISCHIEF	2005	HARLAN'S HOLIDAY	2010	KY	250,000	250,000	250,000	16	9	\$1,509,444	\$1,200,000
CURLIN	2004	SMART STRIKE	2010	KY	225,000	250,000	175,000	8	6	\$1,062,500	\$737,500
GUN RUNNER	2013	CANDY RIDE	2019	KY	250,000	250,000	125,000	6	5	\$965,000	\$800,000
JUSTIFY	2015	SCAT DADDY	2020	KY	250,000	300,000	100,000	25	19	\$662,368	\$500,000
GOOD MAGIC	2015	CURLIN	2020	KY	125,000	125,000	30,000	8	6	\$653,333	\$500,000
NOT THIS TIME	2014	GIANT'S CAUSEWAY	2018	KY	175,000	150,000	45,000	13	9	\$455,555	\$375,000
UNCLE MO	2008	INDIAN CHARLIE	2013	KY	125,000	150,000	160,000	13	12	\$408,750	\$275,000
NYQUIST	2013	UNCLE MO	2018	KY	175,000	85,000	55,000	15	13	\$388,615	\$310,000
CONSTITUTION	2011	TAPIT	2017	KY	110,000	110,000	85,000	10	8	\$364,375	\$315,000
FLIGHTLINE	2018	TAPIT	2024	KY	150,000	150,000	-	14	10	\$363,000	\$322,500
QUALITY ROAD	2006	ELUSIVE QUALITY	2012	KY	150,000	200,000	150,000	9	7	\$283,571	\$275,000
ELITE POWER	2018	CURLIN	2025	KY	50,000	50,000	-	22	16	\$281,875	\$255,000
WAR FRONT	2002	DANZIG	2008	KY	75,000	100,000	100,000	7	7	\$272,142	\$200,000
CANDY RIDE	1999	RIDE THE RAILS	2006	KY	75,000	75,000	75,000	11	10	\$265,700	\$165,000
LIFE IS GOOD	2018	INTO MISCHIEF	2024	KY	75,000	85,000	-	15	12	\$253,333	\$227,500
MUNNINGS	2006	SPEIGHTSTOWN	2012	KY	65,000	75,000	85,000	12	8	\$245,625	\$260,000
CODY'S WISH	2018	CURLIN	2025	KY	65,000	75,000	-	17	14	\$235,142	\$250,000
JACK CHRISTOPHER	2019	MUNNINGS	2024	KY	25,000	40,000	-	13	11	\$181,090	\$60,000
VIOLENCE	2010	MEDAGLIA D'ORO	2015	KY	30,000	40,000	25,000	3	2	\$165,000	\$165,000
FORTE	2020	VIOLENCE	2025	KY	45,000	50,000	-	28	24	\$162,875	\$150,000
TWIRLING CANDY	2007	CANDY RIDE	2013	KY	60,000	60,000	60,000	12	9	\$135,000	\$150,000
AMERICAN PHAROAH	2012	PIONEEROF THE NILE	2017	KY	45,000	50,000	80,000	10	6	\$131,514	\$125,000
CHARLATAN	2017	SPEIGHTSTOWN	2023	KY	50,000	50,000	50,000	26	24	\$124,166	\$67,500
PRACTICAL JOKE	2014	INTO MISCHIEF	2019	KY	75,000	45,000	35,000	26	20	\$124,000	\$92,500
TAIBA	2019	GUN RUNNER	2025	KY	30,000	35,000	-	41	31	\$113,967	\$75,000
BOLT D'ORO	2015	MEDAGLIA D'ORO	2020	KY	30,000	60,000	20,000	10	9	\$111,666	\$60,000
UP TO THE MARK	2019	NOT THIS TIME	2025	KY	25,000	25,000	-	31	24	\$106,958	\$78,500
STREET SENSE	2004	STREET CRY	2009	KY	50,000	60,000	75,000	8	4	\$102,500	\$85,000
MEDAGLIA D'ORO	1999	EL PRADO	2006	KY	75,000	75,000	100,000	3	2	\$101,500	\$101,500
AUTHENTIC	2017	INTO MISCHIEF	2022	KY	25,000	50,000	70,000	11	7	\$101,000	\$75,000
GUNITE	2019	GUN RUNNER	2025	KY	30,000	35,000	-	29	23	\$100,695	\$75,000
LIAM'S MAP	2011	UNBRIDLED'S SONG	2017	KY	40,000	40,000	40,000	13	10	\$98,800	\$85,000
MCKINZIE	2015	STREET SENSE	2022	KY	75,000	30,000	30,000	23	21	\$97,976	\$75,000
ESSENTIAL QUALITY	2018	TAPIT	2023	KY	50,000	65,000	75,000	12	11	\$91,681	\$70,000
INSTAGRAND	2016	INTO MISCHIEF	2022	KY	10,000	7,500	7,500	6	5	\$88,400	\$42,000
YAUPON	2017	UNCLE MO	2023	KY	25,000	25,000	30,000	23	17	\$81,294	\$44,000
ARCANGELO	2020	ARROGATE	2025	KY	35,000	35,000	-	24	21	\$81,142	\$65,000
BLAME	2006	ARCH	2012	KY	25,000	25,000	20,000	7	5	\$78,000	\$35,000
TONALIST	2011	TAPIT	2017	KY	10,000	10,000	10,000	3	3	\$75,333	\$92,000
CITY OF LIGHT	2014	QUALITY ROAD	2020	KY	35,000	35,000	60,000	18	15	\$74,933	\$55,000
ZANDON	2019	UPSTART	2025	KY	10,000	12,500	-	4	4	\$72,000	\$17,500
MACLEAN'S MUSIC	2008	DISTORTED HUMOR	2014	KY	40,000	40,000	50,000	17	15	\$70,800	\$50,000
JACKIE'S WARRIOR	2018	MACLEAN'S MUSIC	2024	KY	35,000	45,000	-	16	15	\$66,666	\$45,000
GIRVIN	2014	TALE OF EKATI	2020	KY	25,000	30,000	6,000	17	9	\$63,777	\$65,000
OMAHA BEACH	2016	WAR FRONT	2021	KY	35,000	40,000	30,000	15	11	\$63,454	\$52,000
EPICENTER	2019	NOT THIS TIME	2024	KY	35,000	40,000	-	17	15	\$62,200	\$50,000
MAGE	2020	GOOD MAGIC	2025	KY	25,000	25,000	-	23	16	\$59,125	\$54,000
ARABIAN LION	2020	JUSTIFY	2025	KY	20,000	30,000	-	21	17	\$55,558	\$40,000
OSCAR PERFORMANCE	2014	KITTEN'S JOY	2020	KY	45,000	25,000	15,000	10	7	\$54,714	\$47,000
MAXFIELD	2017	STREET SENSE	2023	KY	40,000	35,000	40,000	14	12	\$53,250	\$20,000

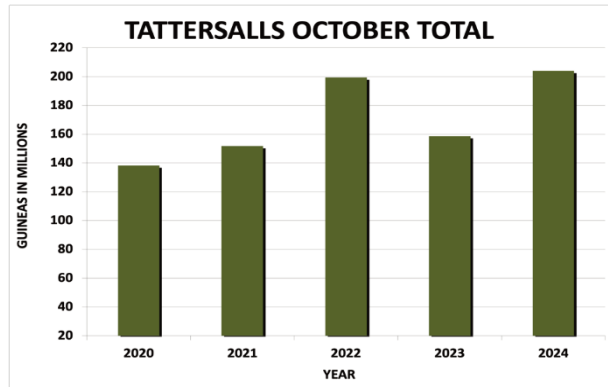
[For a complete roster of all sires of covered mares at the Kentucky November sales, please click here](#)

SECTION 2: YEARLING MARKET UPDATE AND WORLDWIDE SALES TICKER

NORTH AMERICAN AND EUROPEAN YEARLINGS THROUGH NOVEMBER 16, 2024



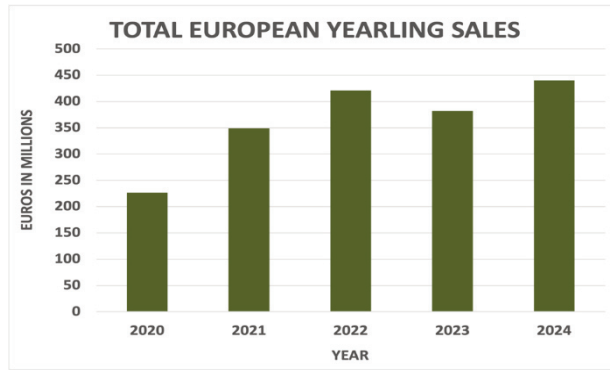
YEAR	CAT	RING	SOLD	% W/D	% S/R	% S/C	GROSS (gns)	AVG (gns)
2024	773	697	632	9.8%	90.7%	81.8%	68,517,000	108,413
2023	820	734	626	10.5%	85.3%	76.3%	53,978,500	86,228
2022	821	732	633	10.8%	86.5%	77.1%	60,780,500	96,020
2021	808	736	631	8.9%	85.7%	78.1%	54,512,000	86,390
2020	816	747	637	8.5%	85.3%	78.1%	48,362,500	75,922



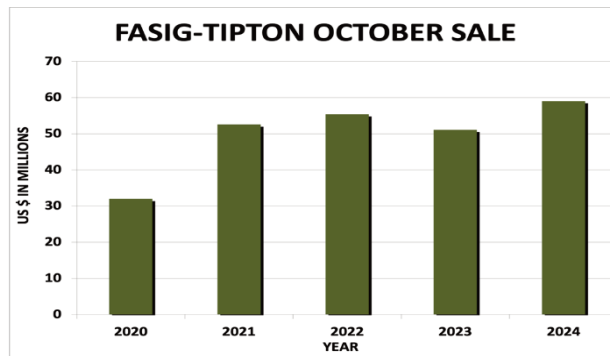
YEAR	CAT	RING	SOLD	% W/D	% S/R	% S/C	GROSS (gns)	AVG (gns)
2024	1,874	1,654	1,440	11.7%	87.1%	76.8%	206,841,200	143,640
2023	2,111	1,862	1,575	11.8%	84.6%	74.6%	160,712,000	102,039
2022	2,098	1,847	1,607	12.0%	87.0%	76.6%	200,403,100	124,706
2021	2,020	1,809	1,566	10.4%	86.6%	77.5%	153,507,755	98,025
2020	2,049	1,816	1,541	11.4%	84.9%	75.2%	141,629,000	91,907



YEAR	CAT	RING	SOLD	% W/D	% S/R	% S/C	GROSS €	AVG €
2024	775	730	604	5.8%	82.7%	77.9%	29,143,500	48,251
2023	731	671	578	8.2%	86.1%	79.1%	25,577,500	44,252
2022	781	723	597	7.4%	82.6%	76.4%	26,188,000	43,866
2021	751	694	582	7.6%	83.9%	77.5%	26,740,500	45,946
2020	781	710	578	9.1%	81.4%	74.0%	18,062,000	31,249



YEAR	CAT	RING	SOLD	% W/D	% S/R	% S/C	GROSS €	AVG €
2024	6,335	5,785	4,695	8.7%	81.2%	74.1%	440,161,513	93,751
2023	6,385	5,811	4,812	9.0%	82.8%	75.4%	382,090,698	79,404
2022	6,275	5,677	4,818	9.5%	84.9%	76.8%	421,467,547	87,478
2021	5,895	5,365	4,522	9.0%	84.3%	76.7%	349,303,444	77,245
2020	5,001	4,304	3,465	13.9%	80.5%	69.3%	226,646,168	65,410



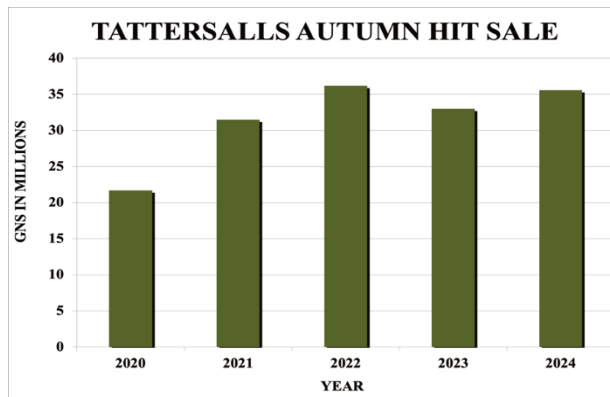
YEAR	CAT	RING	SOLD	% W/D	% S/R	% S/C	GROSS \$	AVG \$
2024	1,614	1,352	1,125	16.2%	83.2%	69.7%	58,940,500	52,392
2023	1,605	1,355	1,064	15.6%	78.5%	66.3%	51,120,000	48,045
2022	1,593	1,353	1,100	15.1%	81.3%	69.1%	55,426,500	50,388
2021	1,586	1,358	1,153	14.4%	84.9%	72.7%	52,607,500	45,627
2020	1,553	1,226	961	21.1%	78.4%	61.9%	32,743,700	34,073



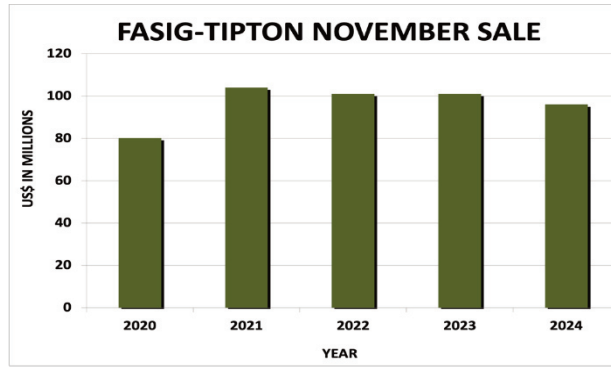
YEAR	CAT	RING	SOLD	% W/D	% S/R	% S/C	GROSS \$	AVG \$
2024	8,272	6,731	5,310	18.6%	78.9%	64.2%	622,525,600	117,236
2023	8,558	7,130	5,621	16.7%	78.8%	65.7%	599,484,940	106,651
2022	7,965	6,723	5,421	15.6%	80.6%	68.1%	591,716,200	109,153
2021	7,888	6,607	5,361	16.2%	81.1%	68.0%	523,620,900	97,672
2020	7,226	5,685	4,192	21.3%	73.7%	58.0%	287,273,600	68,529



YEAR	CAT	RING	SOLD	% W/D	% S/R	% S/C	GROSS \$	AVG \$
2024	14,607	12,516	10,005	14.3%	79.9%	68.5%	1,086,509,728	108,597
2023	14,943	12,941	10,433	13.4%	80.6%	69.8%	1,002,255,318	96,066
2022	14,240	12,400	10,239	12.9%	82.6%	71.9%	1,035,994,599	101,181
2021	13,783	11,972	9,883	13.1%	82.6%	71.7%	891,853,285	90,241
2020	12,227	9,989	7,657	18.3%	76.7%	62.6%	526,201,845	68,722



YEAR	CAT	RING	SOLD	% W/D	% S/R	% S/C	GROSS (gns)	AVG (gns)
2024	1,639	1,172	1,020	28.5%	87.0%	62.2%	35,654,200	34,955
2023	1,756	1,258	1,089	28.4%	86.6%	62.0%	33,705,774	30,951
2022	1,564	1,113	1,006	28.8%	90.4%	64.3%	36,164,500	35,949
2021	1,588	1,095	1,003	31.0%	91.6%	63.2%	31,471,300	31,377
2020	1,625	1,105	971	32.0%	87.9%	59.8%	21,735,100	22,384



YEAR	CAT	RING	SOLD	% W/D	% S/R	% S/C	GROSS \$	AVG \$
2024	320	236	178	26.3%	75.4%	55.6%	96,423,500	541,705
2023	271	206	154	24.0%	74.8%	56.8%	101,281,000	657,669
2022	320	240	169	25.0%	70.4%	52.8%	101,214,000	598,899
2021	274	194	149	29.2%	76.8%	54.4%	103,699,000	695,966
2020	288	211	142	26.7%	67.3%	49.3%	80,237,000	565,049



YEAR	CAT	RING	SOLD	% W/D	% S/R	% S/C	GROSS \$	AVG \$
2024	3,401	2,584	2,158	24.0%	83.5%	63.5%	196,442,900	91,030
2023	3,591	2,728	2,221	24.0%	81.4%	61.8%	188,891,000	85,048
2022	3,704	2,682	2,091	27.6%	78.0%	56.5%	208,879,100	99,894
2021	3,455	2,727	2,239	21.1%	82.1%	64.8%	203,585,500	90,927
2020	3,804	2,807	2,286	26.2%	81.4%	60.1%	157,815,300	69,036

SECTION 3: EUROPEAN DECEMBER SALES PREVIEW

SCAT DADDY SONS TOP SIRES OF FOALS IN EUROPEAN MIXED SALES



Sergei Pokofiev (Scat Daddy x Orchard Beach (Tapit)) Leading stallion by number of foals cataloged at European December sales. Photo courtesy Whitsbury Manor

Whitsbury Manor's **Sergei Prokofiev**, a \$1.1-million son of Scat Daddy who raced for the Coolmore partners, locked up the 2024 European Freshman Sire title when G3 winner Arizona Blaze, who has never been out of the first four in nine starts this year, ran a bang-up second to Magnum Force in the G1 Breeders' Cup Juvenile Turf Sprint at Del Mar. 'Sergei' is the leading sire by number of foals catalogued to the three major European Mixed Sales with 76 in the books – 10 at Goffs November, which gets underway on November 18, 65 at Tattersalls December (November 26-30), and one at Arqana's Mixed Sale December 7-10.

Coolmore's **Sioux Nation**, also a son of Scat Daddy who raced for the Coolmore partners, for whom he won Royal Ascot's G2 Norfolk S. and the G1 Phoenix S. as a 2yo and has consistently been the #2 F2020 (now 3rd-crop) sire in Europe behind **Havana Grey**, has 69 foals catalogued across the three sales, with 47 of them catalogued to Goffs. Havana Grey himself, the second horse to really put Whitsbury on the map as a sire nursery, after Showcasing, himself has 53 catalogued at the foal sales; he is one of three sires with 50+ catalogued, along with Tally-Ho's **Cotai Glory** (52), a little bit underrated son of Exceed And Excel who is the #3 European 4th-crop sire (F2019, oldest now 5yo's) behind Churchill and Zarak; and Derrinstown's **Minzaal** (54). The leading first-crop (F2024) sire by number of foals catalogued, Minzaal was from Mehmas's first crop and won the G2 Gimcrack at two and the G1 Haydock Sprint Cup (both at 6 furlongs) for Shadwell as a 4yo. He has 43 catalogued at Goffs.

Three other first-crop foal sires are among the 12 sires with 40+ catalogued to the three sales. Tally-Ho's **Persian Force**, from Mehmas's third crop, won the G2 July S. for AMO Racing (Tally-Ho will also be standing AMO-raced King of Steel and Bucanero Fuerte in 2025) and was three times G1-placed as a 2yo, behind Coolmore's Little Big Bear once and Blackbeard twice.

Persian Force has 48 catalogued, 44 of them at Goffs. **Blackbeard** himself, by 2yo specialist No Nay Never (a son of Scat Daddy – and did we mention Justify?) and winner of the G1 Morny and G1 Middle Park, has 41 catalogued; and **Space Traveller**, a son of Bated Breath who won the G2 Boomerang S. in Ireland and the G3 Jersey S. at Royal Ascot and was three-times G1-placed in North America, has 41 catalogued, 35 at Goffs. He stands at Starfield Stud in Ireland. Shadwell Stud's **Baaeed**, the son of Sea The Stars who won 10 of 11 including six G1's in a row and is by far this European sire crop's leading light, has 12 foals from his first crop catalogued, 10 at Tattersalls and one each at Goffs and Arqana.

The leading covering sire by number catalogued across the three sales is Tweenhills' **Kameko** (29 mares catalogued in foal), the number two Freshman Sire in Europe and sire of New Century, who won the G1 Summer S. at Woodbine and ran 4th to Henri Matisse in the G1 Breeders' Cup Juvenile Turf, and of Wimbledon Hawkeye, winner of the G2 Royal Lodge and 3rd to Hotazhell in the G1 Futurity. Six stallions have 16+ mares catalogued in foal from their first covering seasons in 2024, headed by England's Dullingham Park's **Shaquille** (23 mares catalogued in foal), by Invincible Spirit's son Charm Spirit and winner of the G1 Commonwealth Cup and G1 July Cup as a 3yo in 2023; and Juddmonte's **Chaldean** (22), by Frankel, winner of the 2022 G1 Dewhurst and the 2023 G1 English 2000 Guineas. Also with 16+ catalogued are Darley's 2023 G1 Queen Anne S. winner **Triple Time** (19), another by Frankel, and three French sires: Montfort et Preaux's two-time G1 2yo winner **Angel Bleu** (19), by Dark Angel; Haras de Bonneval's G2 winner **Erevann** (18), by Dubawi out of three-time G1 winner Ervedya; and Haras de Beaumont's unbeaten 'Arc' winner **Ace Impact** (16), by Frankel's son Cracksman.

SIRES WITH 31+ FOALS CATALOGUED, EURO NOVEMBER-DECEMBER SALES

SIRE NAME	FFLS	HIS SIRE	STANDS	2024 FEE	2023 FEE	ARQ DEC FOALS	GOFFS NOV FOALS	TATTS DEC FOALS	TOTAL FOALS	ARQ DEC MARES	GOFFS DEC MARES	TATTS DEC MARES	TOTAL MARES
SERGEI PROKOFIEV	2022	SCAT DADDY	ENG	6,000	6,000	10	65	1	76	0	12	2	14
SIOUX NATION	2020	SCAT DADDY	IRE	27,500	17,500	47	20	2	69	11	6	4	21
MINZAAL	2024	MEHMAS	IRE	15,000	15,000	34	20	0	54	5	0	0	5
HAVANA GREY	2020	HAVANA GOLD	ENG	55,000	18,500	12	39	2	53	0	10	1	11
COTAI GLORY	2019	EXCEED AND EXCEL	IRE	12,500	12,500	43	9	0	52	4	1	0	5
LOPE Y FERNANDEZ	2023	LOPE DE VEGA	ENG	8,500	8,500	2	45	1	48	0	14	0	14
PERSIAN FORCE	2024	MEHMAS	IRE	8,000	10,000	44	4	0	48	-	-	-	-
BLUE POINT	2021	SHAMARDAL	IRE	60,000	35,000	25	20	2	47	4	4	2	10
BLACKBEARD	2024	NO NAY NEVER	IRE	20,000	25,000	24	14	3	41	2	6	2	10
SPACE TRAVELLER	2024	BATED BREATH	IRE	6,500	6,500	35	6	0	41	8	2	0	10
SHOWCASING	2012	OASIS DREAM	ENG	45,000	45,000	12	26	2	40	1	12	5	18
STARSPANGLED BANNER	2012	CHOISIR	IRE	45,000	50,000	28	10	2	40	4	6	2	12
KAMEKO	2022	KITTEN'S JOY	ENG	15,000	15,000	4	31	2	37	0	29	0	29
SOLDIER'S CALL	2021	SHOWCASING	ENG	8,500	7,500	23	14	0	37	0	15	0	15
MEHMAS	2018	ACCLAMATION	IRE	50,000	60,000	20	12	3	35	4	5	3	12
ARDAD	2019	KODIAC	ENG	12,500	12,500	5	28	1	34	1	10	1	12
STARMAN	2023	DUTCH ART	IRE	10,000	15,000	28	6	0	34	3	4	0	7
CATURRA	2024	MEHMAS	ENG	5,000	6,500	2	31	0	33	0	1	0	1
SPACE BLUES	2023	DUBAWI	IRE	16,000	16,000	22	8	3	33	16	6	3	25
TOO DARN HOT	2021	DUBAWI	ENG	65,000	40,000	6	24	2	32	1	15	0	16
GHAIIYATH	2022	DUBAWI	IRE	25,000	25,000	18	11	2	31	6	5	0	11
KODI BEAR	2018	KODIAC	IRE	15,000	15,000	20	11	0	31	13	6	1	20
MOHAATHER	2022	SHOWCASING	ENG	12,500	15,000	7	23	1	31	0	8	1	9
NAVAL CROWN	2024	DUBAWI	IRE	10,000	15,000	24	6	1	31	5	1	0	6

SIRES WITH 15+ IN-FOAL MARES CATALOGUED, EURO NOVEMBER-DECEMBER SALES

SIRE NAME	FFLS	HIS SIRE	STANDS	2024 FEE	2023 FEE	ARQ DEC FOALS	GOFFS NOV FOALS	TATTS DEC FOALS	TOTAL FOALS	ARQ DEC MARES	GOFFS DEC MARES	TATTS DEC MARES	TOTAL MARES
KAMEKO	2022	KITTEN'S JOY	ENG	15,000	15,000	4	31	2	37	0	29	0	29
SPACE BLUES	2023	DUBAWI	IRE	16,000	16,000	22	8	3	33	16	6	3	25
CALYX	2021	KINGMAN	IRE	12,500	10,000	20	1	1	22	14	8	2	24
SHAQUILLE	2025	CHARM SPIRIT	ENG	15,000	-	-	-	-	-	0	23	0	23
CHALDEAN	2025	FRANKEL	ENG	25,000	-	-	-	-	-	3	16	3	22
SIOUX NATION	2020	SCAT DADDY	IRE	27,500	17,500	47	20	2	69	11	6	4	21
CITY LIGHT	2021	SIYOUNI	FR	7,000	7,000	0	0	7	7	0	0	20	20
GALIWAY	2017	GALILEO	FR	30,000	30,000	0	1	11	12	1	3	16	20
KODI BEAR	2018	KODIAC	IRE	15,000	15,000	20	11	0	31	13	6	1	20
PALACE PIER	2023	KINGMAN	ENG	45,000	50,000	6	14	4	24	0	17	3	20
ANGEL BLEU	2025	DARK ANGEL	FR	9,000	-	-	-	-	-	0	0	19	19
HELLO YOUZAIN	2022	KODIAC	FR	22,500	22,500	1	3	10	14	0	3	16	19
TRIPLE TIME	2025	FRANKEL	ENG	10,000	-	-	-	-	-	0	19	0	19
WOOTTON BASSETT	2013	IFFRAAJ	IRE	200,000	150,000	4	7	0	11	2	13	4	19
SHOWCASING	2012	OASIS DREAM	ENG	45,000	45,000	12	26	2	40	1	12	5	18
EREVANN	2025	DUBAWI	FR	8,000	-	-	-	-	-	2	0	16	18
STUDY OF MAN	2021	DEEP IMPACT	ENG	12,500	12,500	2	4	0	6	3	15	0	18
ACE IMPACT	2025	CRACKSMAN	FR	40,000	-	-	-	-	-	0	3	13	16
TOO DARN HOT	2021	DUBAWI	ENG	65,000	40,000	6	24	2	32	1	15	0	16
NATHANIEL	2014	GALILEO	ENG	17,500	15,000	0	8	0	8	0	12	4	16
PERSIAN KING	2022	KINGMAN	FR	25,000	25,000	1	0	6	7	0	0	16	16
PINATUBO	2022	SHAMARDAL	ENG	35,000	35,000	1	23	2	26	4	10	2	16
SOLDIER'S CALL	2021	SHOWCASING	ENG	8,500	7,500	23	14	0	37	0	15	0	15
HARRY ANGEL	2020	DARK ANGEL	ENG	10,000	10,000	3	24	1	28	0	13	2	15

[Click here for a complete alphabetical list of sires here.](#)