

Thoroughbred Market Report



SEPTEMBER / OCTOBER 2024

Editor – Bill Oppenheim, bopp@billoppenheim.com
Managing Editor – Emily J Plant PhD, emily@billoppenheim.com
Worldwide Sales Ticker – Brianne Stanley, bristanley1@gmail.com

Copyright 2024: The Bill Oppenheim Group

For subscription information go to www.billoppenheim.com
or contact info@billoppenheim.com

Thoroughbred Market Report

SEPTEMBER / OCTOBER 2024



Keeneland September 2024 saw 2,889 yearlings trade hands for a record-setting gross of \$427,860,000. Photo courtesy Keeneland

TABLE OF CONTENTS	PAGE
SECTION 1: NORTH AMERICAN SIRES	1
North American Leading Sires of Yearlings	2
North American Sales Ticker	3
SECTION 2: EUROPEAN SIRES	5
APEX: Leading European Sires in North America	6
European Sales Ticker	7
SECTION 3: APEX SOUTHERN HEMISPHERE	9
APEX Earnings Thresholds	11
Australasia	12
South America	22
South Africa	29
Hong Kong	30
SECTION 4: BILL'S TWEETS	31

IN THIS ISSUE

- **Keeneland September and the North American Yearling Market.** Keeneland September set new records for gross (\$427,800,000 including post-ring private sales) and average (\$148,130). The clearance rate from the catalogue was just 56.5% in Week 1 (Books 1&2) but was 68.3% in Week 2. **Curlin**, sire of the \$5-million saletopper, is the leading NA yearling sire after Keeneland September, with 50 yearlings having averaged \$610,800. **Into Mischief** (\$593,679), **Gun Runner** (\$564,729) and **Tapit** (\$501,230) have also averaged over \$500,000 at the North American yearling sales so far.
- **European Sires in North America.** A Runner Indexes in North America for 160 European sires with runners in NA since 2018. Very handy for American buyers heading to Europe for the Goffs Orby and Tattersalls October yearling sales!
- **Southern Hemisphere APEX Ratings through the end of the 2023/24 SH season.** In Australasia Newgate's F2018 **Extreme Choice** (4.36) is the top sire by SH A Runner Index, ahead of former champion sires **Fastnet Rock** (3.34) and **Snitzel** (3.25), then Ireland's **Lope de Vega** (3.18) and New Zealand's 9-time champion sire **Savabeel** (3.02). In South America's largest racing country, Argentina, US-connected **Fortify** (3.93), **Il Campione** (3.32) and F2020 **Hi Happy** (3.24) are the top three sires, while former shuttlers **Practical Joke** (5.83, tops in South America) and **Constitution** (3.84) are the top two sires in Chile. **Trippi** (2.99), now retired, is the leading APEX sire in South Africa, ahead of **Vercingetorix** (2.79), **Rafeef** (2.71), and two-time leading sire **Gimmethelight** (2.34). There is also a section on sires of runners in Hong Kong since 2018.
- **Worldwide Sales Tickers** covering Keeneland September and the earlier European yearling sales, which had all incidentally been down in gross from 2023.
- **Bill's Tweets**, including his possibly surprising early picks for three Eclipse categories

To subscribe to the Thoroughbred Market Report please visit
<https://billoppenheim.com/abouttmr.php> or email emily@billoppenheim.com

SECTION 1: NORTH AMERICAN SIREs



*Keeneland September \$5M sale topper Hip 347 Curlin x Cavorting (Berndardini)
Consigned by Indian Creek, Agent for Stonestreet Purchase by Whisper Hill Farm LLC*

MARKET DEPTH DRIVES KEENELAND SEPTEMBER TO RECORD HIGHS

At the close of business September 21 and including post sales included on the Keeneland website a total of 2,888 yearlings (65.3% of those catalogued) had sold for a record \$427,800,000 and averaged a record \$148,130, both up 5% from 2023 and breaking records established in 2022. There were 36 seven-figure yearlings (\$1m+), bought by 24 different buying entities, and a mind-boggling 185 yearlings sold for \$500,000+. Almost universally the sale's strength was attributed to the depth of the American marketplace. Keeneland counted buyers from 31 different countries and there were significant numbers of buys both from Asia and the Gulf States which both have a lot of dirt racing, and from European pinhookers who have had a lot of luck with American sires at the European 2yo sales, but without question the sheer depth of buyers in America fueled the numbers. It's a big country with a lot of racing.

At the close of Keeneland September, **Curlin**, sire of the September \$5-million saletopper, was the leading North American sire by yearling average, with 50 yearlings averaging \$610,800. **Into Mischief** (53/\$593,679), **Gun Runner** (74/\$564,729), and **Tapit** (26/\$501,230) also averaged over \$500,000. Four sires averaged between \$350k-\$400k: **Not This Time** (97/\$388,855), off a \$45,000 stud fee after he'd had his first runners; **Justify** (54/\$366,082), from his fourth (therefore presumably worst-bred) crop; **Constitution** (54/\$362,166); and **Uncle Mo** (41/\$358,658). Uncle Mo's son **Nyquist** (52/\$334,968) had a massive sale as well, including three September millionaires. Hill 'n' Dale's **Charlatan** (88/\$273,750) is the leading first-crop yearling sire, ahead of the Darley Jonabell duo of **Maxfield** (68/\$227,477) and **Essential Quality** (55/\$201,584) and Spendthrift's very popular sprinting son of Uncle Mo, **Yaupon** (99/\$183,373).

YEARLING AVERAGES, 48 SIRES WITH 1+ SOLD, \$75K+ AVG PRICE

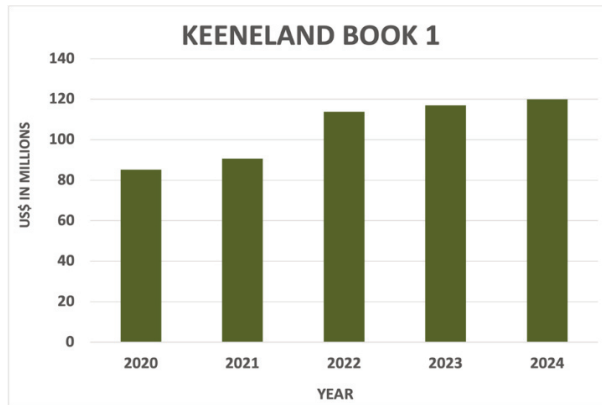
Thru September 22, 2024- Sires with 1 or more yearlings sold 75k+ average

SIRE NAME	YOB	HIS SIRE	FFLS	ST	2024 FEE	2022 FEE	# RING	# SOLD	US\$ AVG	US\$ MED	'23 US\$ AVG
CURLIN	2004	SMART STRIKE	2010	KY	250,000	175,000	59	50	610,800	455,000	542,473
INTO MISCHIEF	2005	HARLAN'S HOLIDAY	2010	KY	250,000	250,000	73	53	593,679	450,000	697,855
GUN RUNNER	2013	CANDY RIDE	2019	KY	250,000	125,000	87	74	564,729	425,000	365,783
TAPIT	2001	PULPIT	2006	KY	185,000	185,000	32	26	501,230	355,000	422,833
NOT THIS TIME	2014	GIANT'S CAUSEWAY	2018	KY	150,000	45,000	115	97	388,855	300,000	287,025
JUSTIFY	2015	SCAT DADDY	2020	KY	300,000	100,000	58	46	366,082	300,000	290,942
CONSTITUTION	2011	TAPIT	2017	KY	110,000	85,000	71	54	362,166	300,000	281,125
UNCLE MO	2008	INDIAN CHARLIE	2013	KY	150,000	160,000	63	41	358,658	325,000	335,900
MEDAGLIA D'ORO	1999	EL PRADO	2006	KY	75,000	100,000	30	21	337,619	235,000	248,371
QUALITY ROAD	2006	ELUSIVE QUALITY	2012	KY	200,000	150,000	51	42	335,809	300,000	389,359
NYQUIST	2013	UNCLE MO	2018	KY	85,000	55,000	69	52	334,968	275,000	192,749
CHARLATAN	2017	SPEIGHTSTOWN	2023	KY	50,000	50,000	107	88	273,750	200,000	-
GOOD MAGIC	2015	CURLIN	2020	KY	125,000	30,000	56	44	273,431	210,000	217,390
MAXFIELD	2017	STREET SENSE	2023	KY	35,000	40,000	81	68	228,477	150,000	-
SPEIGHTSTOWN	1998	GONE WEST	2006	DEAD	-	90,000	22	17	222,176	150,000	285,500
ESSENTIAL QUALITY	2018	TAPIT	2023	KY	65,000	75,000	72	55	201,584	150,000	-
MUNNINGS	2006	SPEIGHTSTOWN	2012	KY	75,000	85,000	78	53	200,764	130,000	197,070
YAUPON	2017	UNCLE MO	2023	KY	25,000	30,000	112	99	183,373	150,000	-
COUNTRY HOUSE	2016	LOOKIN AT LUCKY	2022	KY	7,500	7,500	1	1	180,000	180,000	16,071
GHOSTZAPPER	2000	AWESOME AGAIN	2007	KY	75,000	75,000	22	18	175,611	67,500	170,590
LIAM'S MAP	2011	UNBRIDLED'S SONG	2017	KY	40,000	40,000	86	79	175,586	130,000	124,024
CANDY RIDE	1999	RIDE THE RAILS	2006	KY	75,000	75,000	39	31	168,177	100,000	200,657
PRACTICAL JOKE	2014	INTO MISCHIEF	2019	KY	45,000	35,000	79	66	167,590	142,500	153,807
AMERICAN PHAROAH	2012	PIONEEROF THE NILE	2017	KY	50,000	80,000	45	35	165,742	75,000	206,558
MCKINZIE	2015	STREET SENSE	2022	KY	30,000	30,000	82	71	165,225	130,000	149,157
STREET SENSE	2004	STREET CRY	2009	KY	60,000	75,000	46	34	160,911	100,000	160,770
VEKOMA	2017	CANDY RIDE	2022	KY	15,000	17,500	49	47	159,312	120,000	98,432
MORE THAN READY	1997	SOUTHERN HALO	2002	DEAD	-	50,000	23	20	158,500	87,500	97,153
GALILEAN	2016	UNCLE MO	2023	NY	3,500	7,000	3	3	158,333	160,000	-
OSCAR PERFORMANCE	2014	KITTEN'S JOY	2020	KY	25,000	15,000	21	18	150,666	95,000	82,242
TWIRLING CANDY	2007	CANDY RIDE	2013	KY	60,000	60,000	85	64	150,375	130,000	160,064
GIRVIN	2014	TALE OF EKATI	2020	KY	30,000	6,000	12	8	149,625	105,000	92,411
WAR FRONT	2002	DANZIG	2008	KY	100,000	100,000	14	12	145,583	125,000	220,682
MACLEAN'S MUSIC	2008	DISTORTED HUMOR	2014	KY	40,000	50,000	95	75	145,271	100,000	118,739
CITY OF LIGHT	2014	QUALITY ROAD	2020	KY	35,000	60,000	46	40	141,150	125,000	126,269
COMPLEXITY	2016	MACLEAN'S MUSIC	2022	KY	12,500	12,500	41	34	117,426	60,000	91,081
AUTHENTIC	2017	INTO MISCHIEF	2022	KY	50,000	70,000	72	50	117,340	77,500	286,076
VIOLENCE	2010	MEDAGLIA D'ORO	2015	KY	40,000	25,000	44	37	114,216	90,000	121,642
MIDNIGHT LUTE	2003	REAL QUIET	2010	KY	10,000	15,000	8	5	102,000	80,000	48,923
OMAHA BEACH	2016	WAR FRONT	2021	KY	40,000	30,000	76	55	97,442	70,000	156,508
BLAME	2006	ARCH	2012	KY	25,000	20,000	45	39	96,807	67,000	94,442
BOLT D'ORO	2015	MEDAGLIA D'ORO	2020	KY	60,000	20,000	73	57	94,719	50,000	113,218
HARD SPUN	2004	DANZIG	2009	KY	35,000	35,000	37	28	91,107	55,000	107,260
TIZ THE LAW	2017	CONSTITUTION	2022	KY	20,000	35,000	75	65	86,375	70,000	99,835
TACITUS	2016	TAPIT	2023	KY	10,000	10,000	57	46	86,304	60,000	-
ARMY MULE	2014	FRIESAN FIRE	2020	KY	25,000	7,500	36	29	86,075	50,000	96,650
RAGING BULL	2015	DARK ANGEL	2023	KY	10,000	10,000	30	20	76,088	28,000	-
CARACARO	2017	UNCLE MO	2022	KY	6,500	6,500	8	5	75,400	52,000	41,745

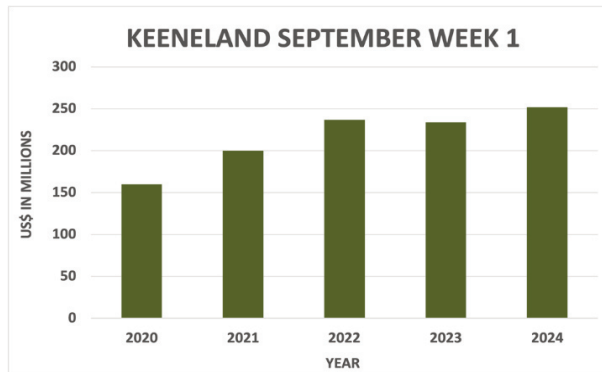
[Click here for to see the complete roster of NA sire yearling averages](#)

WORLDWIDE SALES TICKER- NORTH AMERICAN YEARLINGS

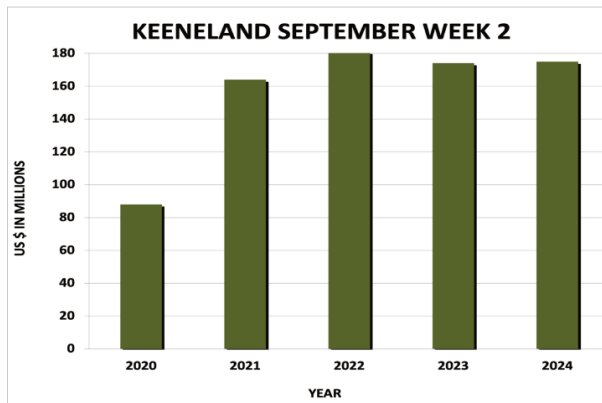
Through September 23, 2024



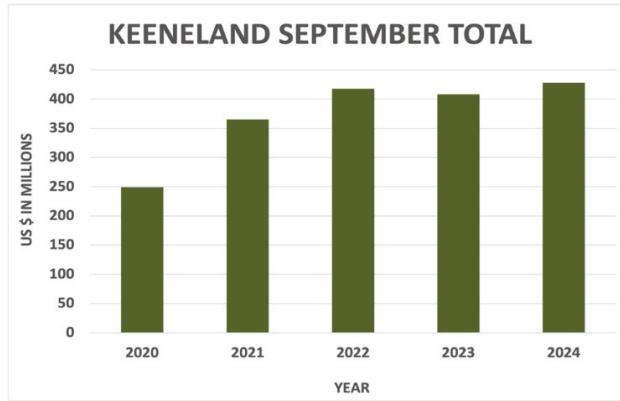
YEAR	CAT	RING	SOLD	% W/D	% S/R	% S/C	GROSS \$	AVG \$
2024	372	286	204	23.1%	71.3%	54.8%	119,565,000	586,103
2023	383	302	221	21.1%	73.2%	57.7%	116,925,000	529,072
2022	367	282	220	23.2%	78.0%	59.9%	113,660,000	516,636
2021	404	316	208	21.8%	65.8%	51.5%	90,622,000	435,683
2020	448	346	209	22.8%	60.4%	46.7%	85,215,000	407,727



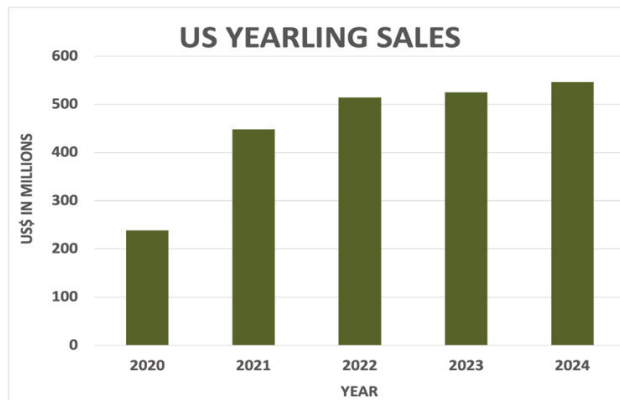
YEAR	CAT	RING	SOLD	% W/D	% S/R	% S/C	GROSS \$	AVG \$
2024	1,132	909	640	19.7%	70.4%	56.5%	252,528,000	394,575
2023	1,128	893	637	20.8%	71.3%	56.5%	234,300,000	367,818
2022	1,130	898	669	20.5%	74.5%	59.2%	236,990,000	354,245
2021	1,097	888	620	19.1%	69.8%	56.5%	200,419,000	323,256
2020	1,218	975	589	20.0%	60.4%	48.4%	160,583,000	272,637



YEAR	CAT	RING	SOLD	% W/D	% S/R	% S/C	GROSS \$	AVG \$
2024	3,292	2,630	2,248	20.1%	85.5%	68.3%	175,272,000	77,968
2023	3,087	2,559	2,117	17.1%	82.7%	68.6%	173,879,900	82,135
2022	3,023	2,584	2,178	14.5%	84.3%	72.0%	181,281,200	83,233
2021	2,935	2,411	2,052	17.9%	85.1%	69.9%	164,097,500	79,970
2020	3,054	2,343	1,892	23.3%	80.8%	62.0%	88,075,800	46,552



YEAR	CAT	RING	SOLD	% W/D	% S/R	% S/C	GROSS \$	AVG \$
2024	4,424	3,539	2,888	20.0%	81.6%	65.3%	427,800,000	148,130
2023	4,215	3,452	2,885	18.1%	83.6%	68.4%	408,179,900	141,484
2022	4,153	3,482	2,963	16.2%	85.1%	71.3%	418,271,200	141,165
2021	4,032	3,299	2,789	18.2%	84.5%	69.2%	364,516,500	130,698
2020	4,272	3,318	2,474	22.3%	74.6%	57.9%	248,658,800	100,509



YEAR	CAT	RING	SOLD	% W/D	% S/R	% S/C	GROSS \$	AVG \$
2024	5,250	4,210	3,379	19.8%	80.3%	64.4%	546,417,000	161,710
2023	5,183	4,259	3,466	17.8%	81.4%	66.9%	524,670,900	151,376
2022	4,955	4,142	3,367	16.4%	81.3%	68.0%	514,389,200	152,774
2021	4,898	4,014	3,218	18.0%	80.2%	65.7%	448,145,500	139,262
2020	4,272	3,318	2,346	22.3%	70.7%	54.9%	238,454,300	101,643

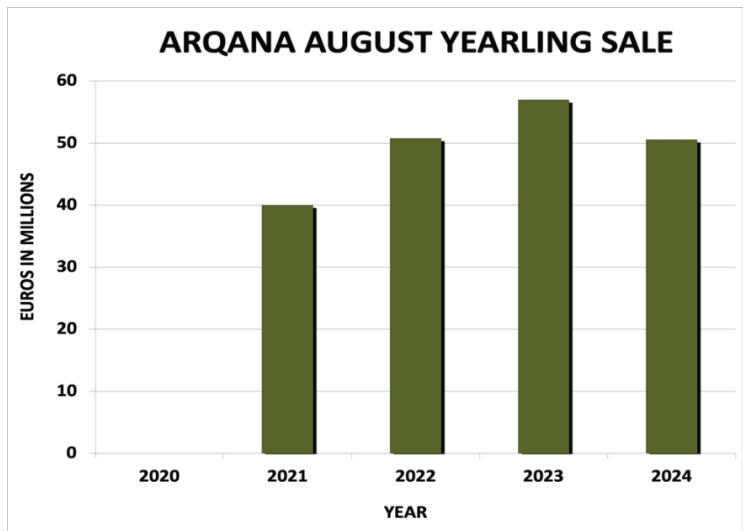
APEX NORTHERN HEMISPHERE MID-YEAR 2024- LEADING EU SIRES IN NA

SIRE	YOB	HIS SIRE	FFLS	ST	TOT Rnrs	A's	A Index	ABC	ABC Index	NA Rnrs	NA A's	A Index
CITYSCAPE	2006	SELKIRK	2015	ARG	413	10	1.21	32	0.97	8	3	18.75
ADAAAY	2012	KODIAC	2018	ITY	408	9	1.10	28	0.86	11	4	18.18
BELARDO	2012	LOPE DE VEGA	2018	ENG	427	10	1.17	46	1.35	15	5	16.67
THE GREY GATSBY	2011	MASTERCRAFTSMAN	2019	FR	211	7	1.66	17	1.01	6	2	16.67
TEOFILO	2004	GALILEO	2009	IRE	959	55	2.87	127	1.66	21	6	14.29
DUBAWI	2002	DUBAI MILLENNIUM	2007	ENG	1606	163	5.07	346	2.69	100	26	13.00
PASTORIUS	2009	SOLDIER HOLLOW	2015	DEAD	227	7	1.54	24	1.32	12	3	12.50
AWTAAD	2013	CAPE CROSS	2018	IRE	392	8	1.02	30	0.96	8	2	12.50
SAXON WARRIOR	2015	DEEP IMPACT	2020	IRE	326	13	1.99	33	1.27	9	2	11.11
MASTERCRAFTSMAN	2006	DANEHILL DANCER	2011	DEAD	1308	38	1.45	119	1.14	32	7	10.94
GALILEO	1998	SADLER'S WELLS	2003	DEAD	1475	175	5.93	312	2.64	105	21	10.00
FRANKEL	2008	GALILEO	2014	ENG	1549	140	4.52	325	2.62	103	20	9.71
NATHANIEL	2008	GALILEO	2014	ENG	1063	36	1.69	94	1.11	17	3	8.82
OLYMPIC GLORY	2010	CHOISIR	2016	FR	691	14	1.01	43	0.78	12	2	8.33
ZELZAL	2013	SEA THE STARS	2019	FR	240	4	0.83	19	0.99	12	2	8.33
LE HAVRE	2006	NOVERRE	2011	DEAD	1271	39	1.53	131	1.29	32	5	7.81
ANODIN	2010	ANABAA	2016	FR	693	19	1.37	76	1.37	13	2	7.69
OUTSTRIP	2011	EXCEED AND EXCEL	2017	ARG	525	10	0.95	33	0.79	13	2	7.69
HOLY ROMAN EMPEROR	2004	DANEHILL	2008	IRE	1061	24	1.13	78	0.92	48	7	7.29
BATED BREATH	2007	DANSILI	2014	ENG	1170	31	1.32	93	0.99	70	10	7.14
INTELLO	2010	GALILEO	2015	FR	845	37	2.19	99	1.46	21	3	7.14
CAMELOT	2009	MONTJEU	2015	IRE	1287	66	2.56	151	1.47	36	5	6.94
SEA THE STARS	2006	CAPE CROSS	2011	IRE	1479	96	3.25	224	1.89	54	7	6.48
TAMAYUZ	2005	NAYEF	2010	RETIRED	540	14	1.30	34	0.79	24	3	6.25
WOOTTON BASSETT	2008	IFFRAAJ	2013	IRE	998	59	2.96	132	1.65	59	7	5.93
NIGHT OF THUNDER	2011	DUBAWI	2017	IRE	739	34	2.30	108	1.83	26	3	5.77
DARK ANGEL	2005	ACCLAMATION	2009	IRE	2304	85	1.84	255	1.38	79	9	5.70
SIYOUNI	2007	PIVOTAL	2012	FR	1757	65	1.85	217	1.54	79	9	5.70
MEHMAS	2014	ACCLAMATION	2018	IRE	821	28	1.71	85	1.29	54	6	5.56
IFFRAAJ	2001	ZAFONIC	2008	ENG	1456	24	0.82	103	0.88	27	3	5.56
COTAI GLORY	2012	EXCEED AND EXCEL	2019	IRE	404	9	1.11	32	0.99	18	2	5.56
LOPE DE VEGA	2007	SHAMARDAL	2012	IRE	1990	96	2.41	285	1.79	145	16	5.52
SHAMARDAL	2002	GIANT'S CAUSEWAY	2007	DEAD	922	55	2.98	155	2.10	28	3	5.36
TORONADO	2010	HIGH CHAPARRAL	2016	AUS	782	9	0.58	77	1.23	28	3	5.36
MUHAARAR	2012	OASIS DREAM	2017	FR	791	22	1.39	66	1.04	28	3	5.36
KINGMAN	2011	INVINCIBLE SPIRIT	2016	ENG	1491	81	2.72	232	1.95	144	15	5.21
OASIS DREAM	2000	GREEN DESERT	2005	ENG	1345	27	1.00	105	0.98	42	4	4.76
ACCLAMATION	1999	ROYAL APPLAUSE	2005	IRE	1198	33	1.38	117	1.22	46	4	4.35
STARSPANGLED BANNER	2006	CHOISIR	2012	IRE	860	25	1.45	80	1.16	47	4	4.26
AUSTRALIA	2011	GALILEO	2016	IRE	1007	46	2.28	105	1.30	47	4	4.26
DANDY MAN	2003	MOZART	2011	DEAD	1669	21	0.63	116	0.87	49	4	4.08
FASTNET ROCK	2001	DANEHILL	2011	RETIRED	639	26	2.03	76	1.49	49	4	4.08
EXCEED AND EXCEL	2000	DANEHILL	2006	RETIRED	1242	33	1.33	116	1.17	37	3	4.05
RAVEN'S PASS	2005	ELUSIVE QUALITY	2010	IRE	535	14	1.31	46	1.07	25	2	4.00
NEW APPROACH	2005	GALILEO	2010	IRE	895	29	1.62	73	1.02	26	2	3.85
SHOWCASING	2007	OASIS DREAM	2012	ENG	1451	42	1.45	114	0.98	42	3	3.57
EQUIANO	2005	ACCLAMATION	2012	IRE	871	12	0.69	62	0.89	28	2	3.57
HAVANA GOLD	2010	TEOFILO	2015	DEAD	765	11	0.72	36	0.59	33	2	3.03
ZOFFANY	2008	DANSILI	2013	DEAD	1765	51	1.44	155	1.10	110	6	2.73
INVINCIBLE SPIRIT	1997	GREEN DESERT	2004	IRE	1496	49	1.64	167	1.40	57	2	1.75
KODIAC	2001	DANEHILL	2008	IRE	2547	54	1.06	220	1.08	154	5	1.62
NO NAY NEVER	2011	SCAT DADDY	2016	IRE	1225	50	2.04	142	1.45	183	5	1.37

[Click here for to see the full list of APEX Ratings for EU sires in NA](#)

WORLDWIDE SALES TICKER- EUROPEAN YEARLINGS

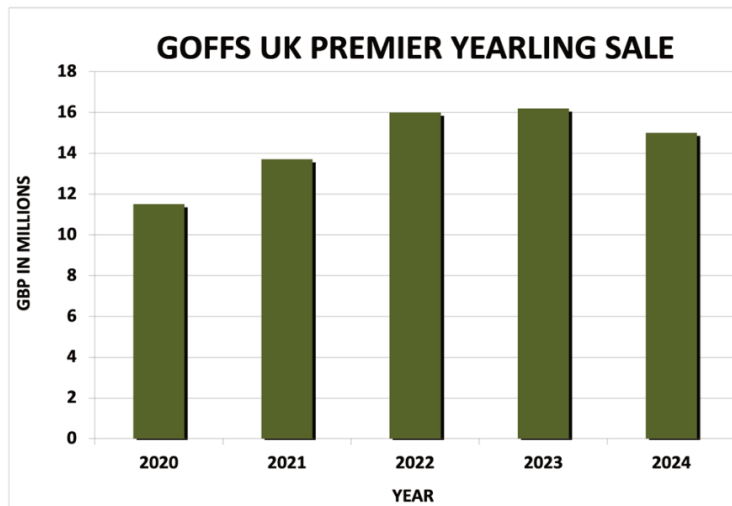
Through September 23, 2024



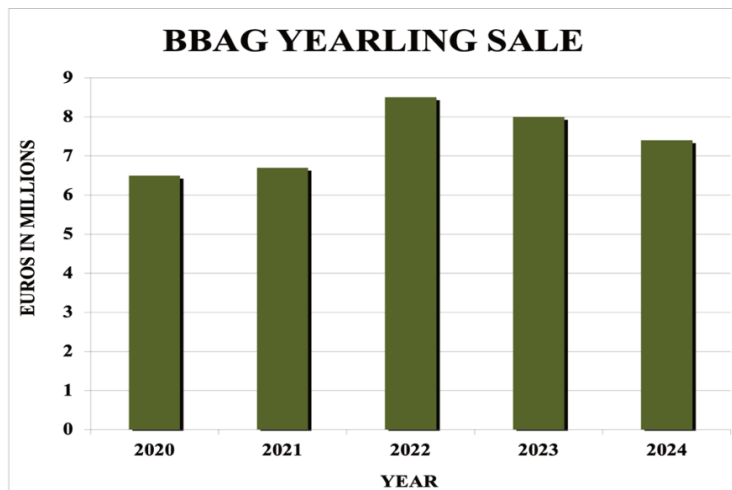
YEAR	CAT	RING	SOLD	% W/D	% S/R	% S/C	GROSS €	AVG €
2024	325	292	242	10.2%	82.9%	74.5%	50,577,000	208,996
2023	314	283	244	9.9%	86.2%	77.7%	56,949,000	233,398
2022	313	285	238	8.9%	83.5%	76.0%	50,836,000	213,597
2021	355	325	244	8.5%	75.1%	68.7%	40,402,000	165,582
2020	-	-	-	-	-	-	-	-



YEAR	CAT	RING	SOLD	% W/D	% S/R	% S/C	GROSS €	AVG €
2024	188	170	135	9.6%	79.4%	71.8%	4,523,000	33,504
2023	174	167	143	4.0%	85.6%	82.2%	5,600,000	39,161
2022	313	275	202	12.1%	73.5%	64.5%	3,873,000	19,173
2021	145	129	96	11.0%	74.4%	66.2%	2,917,500	30,391
2020	-	-	-	-	-	-	-	-



YEAR	CAT	RING	SOLD	% W/D	% S/R	% S/C	GROSS €	AVG €
2024	479	460	381	4.0%	82.8%	79.5%	15,047,500	39,495
2023	450	414	354	8.0%	85.5%	78.7%	16,232,000	45,853
2022	430	404	361	6.0%	89.4%	84.0%	15,952,500	44,190
2021	490	396	326	19.2%	82.3%	66.5%	13,731,000	42,120
2020	423	403	339	4.7%	84.1%	80.1%	11,528,500	34,007



YEAR	CAT	RING	SOLD	% W/D	% S/R	% S/C	GROSS €	AVG €
2024	223	210	154	5.8%	73.3%	69.1%	7,410,500	48,120
2023	235	218	163	7.2%	74.8%	69.4%	8,071,500	49,518
2022	224	204	159	8.9%	77.9%	71.0%	8,457,500	53,192
2021	223	195	155	12.6%	79.5%	69.5%	6,735,500	43,455
2020	257	236	156	8.2%	66.1%	60.7%	6,460,500	41,413

SECTION 3: SOUTHERN HEMISPHERE SEASON-END 23/24 APEX RATINGS

AUSTRALASIA: WHO ARE THE BRIGHT YOUNG STARS?

There are 24 sires in Australasia with 150+ year-starters and 2.00+ APEX A Runner Indexes but it is not a list which makes comfortable reading for Australasian breeders. They have relied mainly on what used to be called 'Colonial-bred' stallions (though now I guess we should call them something like 'ANZ-bred', since 'colonial' is pretty much a dirty word), especially commercially, to succeed their aging stars Snitzel (2002), I Am Invincible (2004), and Savabeel (2001), and they have mainly shunned the shuttlers. And guess what? The #4 sire in Australasia is **Lope De Vega** (3.18 Southern Hemisphere A Runner Index), who never shuttled but had enough SH-bred foals of 2020 to qualify for APEX ratings. The #1 second-crop sire in Australasia last season was **Justify** (3.64), who stood the 2024 NH season for a private fee reported to be US\$300,000 and isn't coming back; and the #1 Freshman Sire in Australasia was **Too Darn Hot**, who is also so successful up north that he's become too valuable to shuttle. All three horses are covering mares Southern Time as we speak, but the mares have to come to them, they're too valuable to travel.



*Justify, #1 second-crop sire in Australasia last season
Photo courtesy Coolmore*

The best young sire in Australasia is Newgate's **Extreme Choice**, who is not only the best sire with first foals 2018 (oldest 5yo's of the season just completed), he also has the highest A Runner Index (4.36) of any sire in Australasia with 150+ year-starters 2017/18–2023/24; unfortunately, though, his fertility is not good. There are five F2019 sires (1st 4yo's 2023/24) with A Runner Indexes of 2.00+. Two are in New Zealand: Rich Hill Stud's #1 F2019 sire **Satono Aladdin** (3.85, but with 117 year-starters doesn't qualify for the 150+ lists) and Cambridge Stud's #3 **Almanzor** (2.49, who does qualify). Ranked #2 is Coolmore's **Churchill** (2.60). What do the top three have in common? All shuttlers, though it wouldn't be surprising if Satono Aladdin joins Almanzor (0.76 up north) as a permanent resident

down south as he has only an 0.45 A Runner Index in Japan. Newgate's **Russian Revolution** (2.21), who is the leading ANZ F2019 sire by number of A Runners (20) and ABC Runners (43) ranks #4 by A Runner Index in this group, and #5 is the Western Australian sire **A Lot** (2.11), a son of Tapit who stands at Westbury Park. Yarraman Park's **Hellbent** (1.46), a son of I Am Invincible, is also doing well, ranking #3 among F2019 sires by number of A Runners (11), and second to Russian Revolution in number of ABC Runners (40). Relative stud fees for these six F2019 sires: Satono Aladdin NZ\$65k, up from \$45k, having started at \$12.5k; Churchill (shunned shuttler) looks pretty cheap at A\$19,800, down from \$22,000; Almanzor NZ\$30k, down from \$50k; Russian Revolution \$66k, down from \$88k; A Lot \$11k, up from \$9,350; and Hellbent unchanged at \$38,500.



*Extreme Choice, highest A Runner Index in Australasia
Photo courtesy Newgate Farm*

Among F2020 sires there are five with A Runner Indexes of 1.85+, including shuttlers Justify and Darley's #5 **Harry Angel** (1.85; 0.55 up north). F2020 #2 **Brave Smash** (2.87) has been recruited by Yarraman Park from Aquis; he is Sunday Silence-line and was bred in Japan but was a G1 winner in Australia. #3 is the seriously promising **The Autumn Sun** (2.71), Arrowfield's last son of the great Redoute's Choice; and #4 is Widden's son of Snitzel, **Trapeze Artist** (1.99). Is there an 'elite elite' sire like Snitzel, I Am Invincible, and Savabeel still standing in Australasia among these sire groups? Extreme Choice if he were fertile, but he's not; and very probably The Autumn Sun, though he has had to miss this covering season.

We should also note that five of the top 20 ANZ sires by A Runner Index stand or stood in Western Australia. The APEX ratings are based on earnings and sires in geographically isolated regions with long meetings and good prize money often show up well in earnings tables, although they tend to be found out when they get to G1/G2 company which we consider to be the

highest class category. The same thing happens with Canadian sires in the Northern Hemisphere where Woodbine has a long season with good prize money on the All-Weather. Of the five highest-rated WA sires, Playing God, a 2-time winner of the 1800m G1 Kingston Town by perennial leading WA sire Blackfriars, looks like he could be competitive even with the big dogs in the East; he's standing for \$49,500 this season, a big number for a WA stallion.



*Promising young sire The Autumn Sun
Photo courtesy Arrowfield Stud*

The object of APEX sire ratings, and really any set of statistics, ought to be to adhere to rigorous academic standards, meaning understand and explain the assumptions made, but also to recognize that numbers are subject to exposition and interpretation by the human experts (this part is a challenge to AI). The list of top ANZ sires by A Runner Index is a good example; in this case it is about anticipating the future. **#1 Extreme Choice (4.36)** has fertility issues. **#2 Fastnet Rock (3.34)** is retired. **#3 Snitzel (3.25)**, **#5 Savabeel (3.02)**, and **#7 I Am Invincible (2.81)** are 20yo+. **#4 Lope de Vega (3.18)** stands in Ireland. **#6 Playing God (2.98)** and **#8 Sessions (2.75)** stand in Western Australia. **#9 Not a Single Doubt (2.61)** is dead. **#10 Churchill (2.60)** has no following in Australasia as he was perceived to be a failed shuttler until a few months ago.



*Zoustar, among the leading APEX sires
Photo courtesy Widden Stud*

Which brings us to **#11 Zoustar (2.50)**. We've written several times that he fits the profile of the next Champion Sire. He has a similar sprint-heavy profile to 4-time Leading Sire Snitzel and 3-time Leading Sire I Am Invincible, and he's very prolific, in fact he was #2 sire last season (albeit a respectful \$8-million behind record-setting I Am Invincible's third consecutive championship), and had more winners (208) and more SW (17) than did the champion sire. Zoustar seems to us to be a virtual certainty to be the next Leading Sire. **#14 So You Think (2.33)** is always in the top five by progeny earnings, but is 18yo himself this year. Another son of High Chaparral, **#32 Dundeel (1.85)**, has stepped up in the last couple of seasons and is another success story; he comes from the same F2015 sire group as Zoustar and Queensland's **#35 Spirit of Boom (1.73)**. Victoria resident F2016 **Toronado (1.96; 0.58 NH)** is a third son of High Chaparral to succeed in Australia. Among younger sires Newgate's pair of F2018 **#33 Capitalist (1.74)** and F2019 **#17 Russian Revolution (2.21)** have both had price cuts to \$66,000 for this season, indicating they are still very viable sires if not superstars as yet, and F2020 sires **#25 Trapeze Artist (1.99)**; the only F2020 sire to have had 150+ year-starters) and **The Autumn Sun (2.71)** are certainly in the conversation – as are Yarraman Park's two \$38,500 sires, F2019 **Hellbent (1.44)** and their new acquisition, F2020 **Brave Smash (2.87)**. But the message is, there's going to be room at the top very soon; who besides Zoustar will be stepping up? If they can sort out his fertility, F2018 **Extreme Choice** will certainly be there, and though he's had to miss this covering season F2020 **The Autumn Sun** sure looks like the real deal too.

SOUTHERN HEMISPHERE EARNINGS THRESHOLDS TABLES 2017/18-2023/24 (US\$)

A RUNNERS									
	top 2%								
	Australia	N. Zealand	Argentina	Brazil	Chile	Peru	Uruguay	S.Africa	Hong Kong
2023-24	142,133	88,441	15,521	17,517	24,243	21,353	34,643	23,332	906,600
2022-23	135,819	65,227	23,461	16,982	26,074	17,185	31,653	20,466	744,843
2021-22	133,957	65,859	23,199	14,534	26,210	17,273	27,000	20,098	720,708
2020-21	136,681	50,637	10,772	13,967	22,164	13,138	21,330	14,655	708,434
2019-20	114,227	47,986	15,113	16,437	24,839	13,798	25,510	16,361	636,340
2018-19	122,654	59,377	22,087	16,829	31,385	19,220	34,231	22,603	703,667
2017-18	122,386	65,592	36,054	20,889	31,283	22,657	36,035	25,030	596,239
B RUNNERS									
	next 2%								
	Australia	N. Zealand	Argentina	Brazil	Chile	Peru	Uruguay	S.Africa	Hong Kong
2023-24	89,533	55,869	11,187	13,251	16,640	14,184	25,923	15,987	614,735
2022-23	85,821	45,760	16,776	11,174	19,486	9,350	23,147	14,295	547,856
2021-22	86,667	42,824	16,521	9,774	20,010	11,202	18,491	14,390	513,899
2020-21	88,968	35,470	7,354	9,486	16,280	8,266	15,211	11,146	458,216
2019-20	72,687	33,602	10,597	12,142	16,857	9,285	15,630	12,084	448,700
2018-19	79,295	41,303	15,158	11,675	22,633	12,342	20,663	17,416	425,465
2017-18	78,470	41,620	26,111	14,410	24,106	13,683	22,351	17,765	400,405
C RUNNERS									
	next 4%								
	Australia	N. Zealand	Argentina	Brazil	Chile	Peru	Uruguay	S.Africa	Hong Kong
2023-24	54,310	38,812	7,679	9,170	12,693	7,096	20,203	10,868	412,914
2022-23	52,406	29,302	11,699	8,387	14,357	6,096	16,555	10,480	364,992
2021-22	52,418	29,774	11,224	7,658	15,574	5,395	13,262	10,743	342,543
2020-21	52,924	24,821	5,018	6,875	11,916	4,786	10,601	8,286	322,513
2019-20	44,661	20,488	7,406	9,206	12,431	6,131	11,195	8,748	315,747
2018-19	48,510	24,879	10,110	9,178	16,836	8,714	15,017	12,385	288,485
2017-18	48,085	26,701	18,286	11,042	17,950	8,709	16,044	12,955	278,102

[Click here for an alphabetical roster of 227 Australia/New Zealand sires](#)

214 South American sires

41 South African sires

297 Sires in Hong Kong

TABLE 1: SH APEX SEASON-END 23/24: TOP 50 ANZ SIRES BY A RUNNER INDEX (150+ YEAR-STARTERS)

SIRE	YOB	HIS SIRE	1 st Foals	ST	TOT RNRS	A's	A Index	ABC's	ABC Index
EXTREME CHOICE	2013	NOT A SINGLE DOUBT	2018	NSW	195	17	4.36	36	2.31
FASTNET ROCK	2001	DANEHILL	2006	Retired	1618	108	3.34	246	1.90
SNITZEL	2002	REDOUTE'S CHOICE	2007	NSW	2341	152	3.25	399	2.13
LOPE DE VEGA	2007	SHAMARDAL	2012	IRE	692	44	3.18	87	1.57
SAVABEEL	2001	ZABEEL	2006	NZ	1954	118	3.02	280	1.79
PLAYING GOD	2007	BLACKFRIARS	2015	WA	470	28	2.98	90	2.39
I AM INVINCIBLE	2004	INVINCIBLE SPIRIT	2011	NSW	2507	141	2.81	421	2.10
SESSIONS	2009	LONHRO	2016	WA	273	15	2.75	38	1.74
NOT A SINGLE DOUBT	2001	REDOUTE'S CHOICE	2006	DEAD	1381	72	2.61	184	1.67
CHURCHILL	2014	GALILEO	2019	NSW	192	10	2.60	25	1.63
ZOUSTAR	2010	NORTHERN METEOR	2015	NSW	1698	85	2.50	247	1.82
ALMANZOR	2013	WOOTTON BASSETT	2019	NZ	281	14	2.49	31	1.38
SO YOU THINK	2006	HIGH CHAPARRAL	2013	NSW	1910	89	2.33	262	1.71
MASCHINO	2007	ENCOSTA DE LAGO	2014	WA	259	12	2.32	36	1.74
RUSSIAN REVOLUTION	2013	SNITZEL	2019	NSW	452	20	2.21	43	1.19
SHOCKING	2005	STREET CRY	2012	NZ	756	33	2.18	97	1.60
SHAMUS AWARD	2010	SNITZEL	2015	VIC	940	39	2.07	114	1.52
BRAZEN BEAU	2011	I AM INVINCIBLE	2016	VIC	678	28	2.06	66	1.22
I'M ALL THE TALK	2010	STRATUM	2017	DEAD	218	9	2.06	33	1.89
PROISIR	2009	CHOISIR	2016	NZ	612	25	2.04	88	1.80
EXCEED AND EXCEL	2000	DANEHILL	2005	RETIREDD	1469	60	2.04	189	1.61
KERMADEC	2011	TEOFILO	2017	NSW	345	14	2.03	32	1.16
PER INCANTO	2004	STREET CRY	2012	NZ	1118	44	1.97	129	1.44
TORONADO	2010	HIGH CHAPARRAL	2016	VIC	1023	40	1.96	115	1.41
SAFEGUARD	2010	EXCEED AND EXCEL	2016	WA	284	11	1.94	30	1.32
OCEAN PARK	2008	THORN PARK	2014	NZ	1063	41	1.93	116	1.36
LONHRO	1998	OCTAGONAL	2005	NSW	1222	47	1.92	135	1.38
DUNDEEL	2009	HIGH CHAPARRAL	2015	NSW	1298	48	1.85	141	1.36
CAPITALIST	2013	WRITTEN TYCOON	2018	NSW	831	29	1.74	85	1.28
SPIRIT OF BOOM	2007	SEQUALO	2015	QLD	1472	51	1.73	138	1.17
UNIVERSAL RULER	2004	SCENIC	2011	WA	664	23	1.73	69	1.30
STARSPANGLED BANNER	2006	CHOISIR	2012	VIC	558	19	1.70	60	1.34
PIERRO	2009	LONHRO	2014	NSW	1619	55	1.70	194	1.50
TAVISTOCK	2005	MONTJEU	2011	DEAD	1770	59	1.67	202	1.43
WRITTEN TYCOON	2002	IGLESIA	2008	VIC	2355	78	1.66	254	1.35
IFFRAAJ	2001	ZAFONIC	2009	ENG	1106	36	1.63	91	1.03
MAURICE	2011	SCREEN HERO	2018	JPN	370	12	1.62	58	1.96
CONTRIBUTER	2010	HIGH CHAPARRAL	2017	NZ	317	10	1.58	31	1.22
DARCI BRAHMA	2002	DANEHILL	2008	RETIREDD	919	29	1.58	87	1.18
PRIDE OF DUBAI	2012	STREET CRY	2017	NSW	765	24	1.57	71	1.16
STREET BOSS	2004	STREET CRY	2010	NSW	1074	33	1.54	114	1.33
FLYING ARTIE	2013	ARTIE SCHILLER	2018	NSW	499	15	1.50	44	1.10
CHARM SPIRIT	2011	INVINCIBLE SPIRIT	2016	NZ	538	16	1.49	50	1.16
RELIABLE MAN	2008	DALAKHANI	2014	NZ	1112	33	1.48	105	1.18
REDWOOD	2006	HIGH CHAPARRAL	2013	NZ	779	23	1.48	80	1.28
HELLBENT	2012	I AM INVINCIBLE	2019	NSW	376	11	1.46	40	1.33
SHAMEXPRESS	2009	O'REILLY	2015	NZ	482	14	1.45	42	1.09
SHOOTING TO WIN	2011	NORTHERN METEOR	2016	WA	842	24	1.43	68	1.01
MAGNUS	2002	FLYING SPUR	2009	VIC	1473	40	1.36	142	1.21
SACRED FALLS	2009	O'REILLY	2016	DEAD	630	17	1.35	71	1.41

TABLE 2: SH APEX SEASON-END 23/24: TOP 52 ANZ SIRES BY NUMBER OF A RUNNERS (150+ YEAR-STARTERS)

SIRE	YOB	HIS SIRE	1 st Foals	ST	TOT RNRS	A's	A Index	ABC's	ABC Index
SNITZEL	2002	REDOUTE'S CHOICE	2007	NSW	2341	152	3.25	399	2.13
I AM INVINCIBLE	2004	INVINCIBLE SPIRIT	2011	NSW	2507	141	2.81	421	2.10
SAVABEEL	2001	ZABEEL	2006	NZ	1954	118	3.02	280	1.79
FASTNET ROCK	2001	DANEHILL	2006	RETIRED	1618	108	3.34	246	1.90
SO YOU THINK	2006	HIGH CHAPARRAL	2013	NSW	1910	89	2.33	262	1.71
ZOUSTAR	2010	NORTHERN METEOR	2015	NSW	1698	85	2.50	247	1.82
WRITTEN TYCOON	2002	IGLESIA	2008	VIC	2355	78	1.66	254	1.35
NOT A SINGLE DOUBT	2001	REDOUTE'S CHOICE	2006	DEAD	1381	72	2.61	184	1.67
EXCEED AND EXCEL	2000	DANEHILL	2005	RETIRED	1469	60	2.04	189	1.61
TAVISTOCK	2005	MONTJEU	2011	DEAD	1770	59	1.67	202	1.43
PIERRO	2009	LONHRO	2014	NSW	1619	55	1.70	194	1.50
SPIRIT OF BOOM	2007	SEQUALO	2015	QLD	1472	51	1.73	138	1.17
DUNDEEL	2009	HIGH CHAPARRAL	2015	NSW	1298	48	1.85	141	1.36
LONHRO	1998	OCTAGONAL	2005	NSW	1222	47	1.92	135	1.38
ALL TOO HARD	2009	CASINO PRINCE	2014	NSW	1807	47	1.30	184	1.27
LOPE DE VEGA	2007	SHAMARDAL	2012	IRE	692	44	3.18	87	1.57
PER INCANTO	2004	STREET CRY	2012	NZ	1118	44	1.97	129	1.44
OCEAN PARK	2008	THORN PARK	2014	NZ	1063	41	1.93	116	1.36
TORONADO	2010	HIGH CHAPARRAL	2016	VIC	1023	40	1.96	115	1.41
MAGNUS	2002	FLYING SPUR	2009	VIC	1473	40	1.36	142	1.21
SHAMUS AWARD	2010	SNITZEL	2015	VIC	940	39	2.07	114	1.52
IFFRAAJ	2001	ZAFONIC	2009	ENG	1106	36	1.63	91	1.03
DEEP FIELD	2010	NORTHERN METEOR	2016	RETIRED	1381	36	1.30	155	1.40
NICCONI	2005	BIANCONI	2011	VIC	1758	34	0.97	154	1.09
SMART MISSILE	2008	FASTNET ROCK	2013	NSW	1795	34	0.95	167	1.16
SHOCKING	2005	STREET CRY	2012	NZ	756	33	2.18	97	1.60
STREET BOSS	2004	STREET CRY	2010	NSW	1074	33	1.54	114	1.33
RELIABLE MAN	2008	DALAKHANI	2014	NZ	1112	33	1.48	105	1.18
CHOISIR	1999	DANEHILL DANCER	2004	DEAD	1378	31	1.12	119	1.08
STAR WITNESS	2007	STARCRAFT	2012	VIC	1767	30	0.85	113	0.80
CAPITALIST	2013	WRITTEN TYCOON	2018	NSW	831	29	1.74	85	1.28
DARCI BRAHMA	2002	DANEHILL	2008	RETIRED	919	29	1.58	87	1.18
FOXWEDGE	2008	FASTNET ROCK	2013	VIC	1349	29	1.07	116	1.07
PLAYING GOD	2007	BLACKFRIARS	2015	WA	470	28	2.98	90	2.39
BRAZEN BEAU	2011	I AM INVINCIBLE	2016	VIC	678	28	2.06	66	1.22
PROISIR	2009	CHOISIR	2016	NZ	612	25	2.04	88	1.80
PRIDE OF DUBAI	2012	STREET CRY	2017	NSW	765	24	1.57	71	1.16
SHOOTING TO WIN	2011	NORTHERN METEOR	2016	WA	842	24	1.43	68	1.01
UNIVERSAL RULER	2004	SCENIC	2011	WA	664	23	1.73	69	1.30
REDWOOD	2006	HIGH CHAPARRAL	2013	NZ	779	23	1.48	80	1.28
BETTER THAN READY	2009	MORE THAN READY	2016	QLD	1162	23	0.99	97	1.04
EPAULETTE	2009	COMMANDS	2015	TUR	968	22	1.14	87	1.12
RUBICK	2011	ENCOSTA DE LAGO	2016	VIC	1131	21	0.93	93	1.03
RUSSIAN REVOLUTION	2013	SNITZEL	2019	NSW	452	20	2.21	43	1.19
BEL ESPRIT	1999	ROYAL ACADEMY	2004	VIC	1106	20	0.90	89	1.01
MORE THAN READY	1997	SOUTHERN HALO	2002	DEAD	1206	20	0.83	88	0.91
STARSPANGLED BANNER	2006	CHOISIR	2012	VIC	558	19	1.70	60	1.34
EXTREME CHOICE	2013	NOT A SINGLE DOUBT	2018	NSW	195	17	4.36	36	2.31
SACRED FALLS	2009	O'REILLY	2016	DEAD	630	17	1.35	71	1.41
ZED	2002	ZABEEL	2008	NZ	713	17	1.19	49	0.86
YOUR SONG	2009	FASTNET ROCK	2014	NSW	944	17	0.90	76	1.01
CASINO PRINCE	2003	FLYING SPUR	2009	NSW	983	17	0.86	94	1.20

TABLE 3: SH APEX MID-SEASON 23/24: TOP 51 ANZ SIRES BY ABC RUNNER INDEX (150+ YEAR-STARTERS)

SIRE	YOB	HIS SIRE	1 st Foals	ST	TOT RNRS	A's	A Index	ABC's	ABC Index
PLAYING GOD	2007	BLACKFRIARS	2015	WA	470	28	2.98	90	2.39
EXTREME CHOICE	2013	NOT A SINGLE DOUBT	2018	NSW	195	17	4.36	36	2.31
SNITZEL	2002	REDOUTE'S CHOICE	2007	NSW	2341	152	3.25	399	2.13
ROMMEL	2011	COMMANDS	2018	WA	154	6	1.95	26	2.11
I AM INVINCIBLE	2004	INVINCIBLE SPIRIT	2011	NSW	2507	141	2.81	421	2.10
MAURICE	2011	SCREEN HERO	2018	JPN	370	12	1.62	58	1.96
FASTNET ROCK	2001	DANEHILL	2006	RETIRED	1618	108	3.34	246	1.90
I'M ALL THE TALK	2010	STRATUM	2017	DEAD	218	9	2.06	33	1.89
ZOUSTAR	2010	NORTHERN METEOR	2015	NSW	1698	85	2.50	247	1.82
PROISIR	2009	CHOISIR	2016	NZ	612	25	2.04	88	1.80
SAVABEEL	2001	ZABEEL	2006	NZ	1954	118	3.02	280	1.79
SESSIONS	2009	LONHRO	2016	WA	273	15	2.75	38	1.74
MASCHINO	2007	ENCOSTA DE LAGO	2014	WA	259	12	2.32	36	1.74
AWESOME ROCK	2011	FASTNET ROCK	2018	WA	173	8	2.31	24	1.73
SO YOU THINK	2006	HIGH CHAPARRAL	2013	NSW	1910	89	2.33	262	1.71
NOT A SINGLE DOUBT	2001	REDOUTE'S CHOICE	2006	DEAD	1381	72	2.61	184	1.67
CHURCHILL	2014	GALILEO	2019	NSW	192	10	2.60	25	1.63
EXCEED AND EXCEL	2000	DANEHILL	2005	RETIRED	1469	60	2.04	189	1.61
SHOCKING	2005	STREET CRY	2012	NZ	756	33	2.18	97	1.60
LOPE DE VEGA	2007	SHAMARDAL	2012	IRE	692	44	3.18	87	1.57
TRAPEZE ARTIST	2014	SNITZEL	2020	NSW	151	6	1.99	19	1.57
STAR TURN	2013	STAR WITNESS	2018	NSW	432	10	1.16	54	1.56
SHAMUS AWARD	2010	SNITZEL	2015	VIC	940	39	2.07	114	1.52
PIERRO	2009	LONHRO	2014	NSW	1619	55	1.70	194	1.50
TERRITORIES	2012	INVINCIBLE SPIRIT	2018	NSW	168	8	2.38	20	1.49
PER INCANTO	2004	STREET CRY	2012	NZ	1118	44	1.97	129	1.44
TAVISTOCK	2005	MONTJEU	2011	DEAD	1770	59	1.67	202	1.43
TORONADO	2010	HIGH CHAPARRAL	2016	VIC	1023	40	1.96	115	1.41
SACRED FALLS	2009	O'REILLY	2016	DEAD	630	17	1.35	71	1.41
DEEP FIELD	2010	NORTHERN METEOR	2016	RETIRED	1381	36	1.30	155	1.40
LONHRO	1998	OCTAGONAL	2005	NSW	1222	47	1.92	135	1.38
ALMANZOR	2013	WOOTTON BASSETT	2019	NZ	281	14	2.49	31	1.38
DUNDEEL	2009	HIGH CHAPARRAL	2015	NSW	1298	48	1.85	141	1.36
OCEAN PARK	2008	THORN PARK	2014	NZ	1063	41	1.93	116	1.36
WRITTEN TYCOON	2002	IGLESIA	2008	VIC	2355	78	1.66	254	1.35
STARSPANGLED BANNER	2006	CHOISIR	2012	VIC	558	19	1.70	60	1.34
STREET BOSS	2004	STREET CRY	2010	NSW	1074	33	1.54	114	1.33
HELLBENT	2012	I AM INVINCIBLE	2019	NSW	376	11	1.46	40	1.33
SPIETH	2012	THORN PARK	2019	DEAD	178	1	0.28	19	1.33
SAFEGUARD	2010	EXCEED AND EXCEL	2016	WA	284	11	1.94	30	1.32
PATRONIZE	2002	REDOUTE'S CHOICE	2008	WA	388	6	0.77	41	1.32
UNIVERSAL RULER	2004	SCENIC	2011	WA	664	23	1.73	69	1.30
CAPITALIST	2013	WRITTEN TYCOON	2018	NSW	831	29	1.74	85	1.28
REDWOOD	2006	HIGH CHAPARRAL	2013	NZ	779	23	1.48	80	1.28
GHIBELLINES	2011	SHAMARDAL	2016	NZ	400	9	1.13	41	1.28
ALL TOO HARD	2009	CASINO PRINCE	2014	NSW	1807	47	1.30	184	1.27
VADAMOS	2011	MONSUN	2018	NZ	337	5	0.74	34	1.26
EL ROCA	2010	FASTNET ROCK	2016	NZ	529	13	1.23	53	1.25
SHALAA	2013	INVINCIBLE SPIRIT	2018	VIC	556	12	1.08	55	1.24
BRAZEN BEAU	2011	I AM INVINCIBLE	2016	VIC	678	28	2.06	66	1.22
CONTRIBUTER	2010	HIGH CHAPARRAL	2017	NZ	317	10	1.58	31	1.22

SHADED = WA SIRE

TABLE 4: SH APEX SEASON-END 23/24: TOP 50 ANZ SIRES WITH 100+ ABC RUNNERS (150+ YEAR-STARTERS)

SIRE	YOB	HIS SIRE	1 st Foals	ST	TOT RNRS	A's	A Index	ABC's	ABC Index
I AM INVINCIBLE	2004	INVINCIBLE SPIRIT	2011	NSW	2507	141	2.81	421	2.10
SNITZEL	2002	REDOUTE'S CHOICE	2007	NSW	2341	152	3.25	399	2.13
SAVABEEL	2001	ZABEEL	2006	NZ	1954	118	3.02	280	1.79
SO YOU THINK	2006	HIGH CHAPARRAL	2013	NSW	1910	89	2.33	262	1.71
WRITTEN TYCOON	2002	IGLESIA	2008	VIC	2355	78	1.66	254	1.35
ZOUSTAR	2010	NORTHERN METEOR	2015	NSW	1698	85	2.50	247	1.82
FASTNET ROCK	2001	DANEHILL	2006	Retired	1618	108	3.34	246	1.90
TAVISTOCK	2005	MONTJEU	2011	DEAD	1770	59	1.67	202	1.43
PIERRO	2009	LONHRO	2014	NSW	1619	55	1.70	194	1.50
EXCEED AND EXCEL	2000	DANEHILL	2005	RETIRED	1469	60	2.04	189	1.61
NOT A SINGLE DOUBT	2001	REDOUTE'S CHOICE	2006	DEAD	1381	72	2.61	184	1.67
ALL TOO HARD	2009	CASINO PRINCE	2014	NSW	1807	47	1.30	184	1.27
SMART MISSILE	2008	FASTNET ROCK	2013	NSW	1795	34	0.95	167	1.16
DEEP FIELD	2010	NORTHERN METEOR	2016	RETIRED	1381	36	1.30	155	1.40
NICCONI	2005	BIANCONI	2011	VIC	1758	34	0.97	154	1.09
MAGNUS	2002	FLYING SPUR	2009	VIC	1473	40	1.36	142	1.21
DUNDEEL	2009	HIGH CHAPARRAL	2015	NSW	1298	48	1.85	141	1.36
SPIRIT OF BOOM	2007	SEQUALO	2015	QLD	1472	51	1.73	138	1.17
LONHRO	1998	OCTAGONAL	2005	NSW	1222	47	1.92	135	1.38
PER INCANTO	2004	STREET CRY	2012	NZ	1118	44	1.97	129	1.44
CHOISIR	1999	DANEHILL DANCER	2004	DEAD	1378	31	1.12	119	1.08
OCEAN PARK	2008	THORN PARK	2014	NZ	1063	41	1.93	116	1.36
FOXWEDGE	2008	FASTNET ROCK	2013	VIC	1349	29	1.07	116	1.07
TORONADO	2010	HIGH CHAPARRAL	2016	VIC	1023	40	1.96	115	1.41
SHAMUS AWARD	2010	SNITZEL	2015	VIC	940	39	2.07	114	1.52
STREET BOSS	2004	STREET CRY	2010	NSW	1074	33	1.54	114	1.33
STAR WITNESS	2007	STARCRAFT	2012	VIC	1767	30	0.85	113	0.80
RELIABLE MAN	2008	DALAKHANI	2014	NZ	1112	33	1.48	105	1.18
SHOCKING	2005	STREET CRY	2012	NZ	756	33	2.18	97	1.60
BETTER THAN READY	2009	MORE THAN READY	2016	QLD	1162	23	0.99	97	1.04
CASINO PRINCE	2003	FLYING SPUR	2009	NSW	983	17	0.86	94	1.20
RUBICK	2011	ENCOSTA DE LAGO	2016	VIC	1131	21	0.93	93	1.03
IFFRAAJ	2001	ZAFONIC	2009	ENG	1106	36	1.63	91	1.03
PLAYING GOD	2007	BLACKFRIARS	2015	WA	470	28	2.98	90	2.39
BEL ESPRIT	1999	ROYAL ACADEMY	2004	VIC	1106	20	0.90	89	1.01
DENMAN	2006	LONHRO	2011	NSW	1174	14	0.60	89	0.95
PROISIR	2009	CHOISIR	2016	NZ	612	25	2.04	88	1.80
MORE THAN READY	1997	SOUTHERN HALO	2002	DEAD	1206	20	0.83	88	0.91
LOPE DE VEGA	2007	SHAMARDAL	2012	IRE	692	44	3.18	87	1.57
DARCI BRAHMA	2002	DANEHILL	2008	RETIRED	919	29	1.58	87	1.18
EPAULETTE	2009	COMMANDS	2015	TUR	968	22	1.14	87	1.12
CAPITALIST	2013	WRITTEN TYCOON	2018	NSW	831	29	1.74	85	1.28
REWARD FOR EFFORT	2006	EXCEED AND EXCEL	2012	DEAD	1595	10	0.31	85	0.67
REDWOOD	2006	HIGH CHAPARRAL	2013	NZ	779	23	1.48	80	1.28
FIORENTE	2008	MONSUN	2015	DEAD	837	15	0.90	77	1.15
YOUR SONG	2009	FASTNET ROCK	2014	NSW	944	17	0.90	76	1.01
SACRED FALLS	2009	O'REILLY	2016	DEAD	630	17	1.35	71	1.41
PRIDE OF DUBAI	2012	STREET CRY	2017	NSW	765	24	1.57	71	1.16
UNIVERSAL RULER	2004	SCENIC	2011	WA	664	23	1.73	69	1.30
ROTHESAY	2006	FASTNET ROCK	2012	QLD	960	15	0.78	69	0.90

TABLE 5: SH APEX SEASON-END 23/24: TOP 25 F2018 SIRES BY A RUNNER INDEX

SIRE	YOB	HIS SIRE	23-24 WNRS	TOT SW	ST	TOT RNS	A's	A INDEX	ABC's	ABC Index
EXTREME CHOICE	2013	NOT A SINGLE DOUBT	38	12	NSW	195	17	4.36	36	2.31
WORTHY CAUSE	2011	CHOISIR	17	2	QLD	87	6	3.45	11	1.58
TERRITORIES	2012	INVINCIBLE SPIRIT	34	3	NSW	168	8	2.38	20	1.49
AWESOME ROCK	2011	FASTNET ROCK	34	5	WA	173	8	2.31	24	1.73
ROMMEL	2011	COMMANDS	26	2	WA	154	6	1.95	26	2.11
CAPITALIST	2013	WRITTEN TYCOON	137	20	NSW	831	29	1.74	85	1.28
WROTE	2009	HIGH CHAPARRAL	25	5	NZ	148	5	1.69	9	0.76
MAURICE	2011	SCREEN HERO	69	9	JPN	370	12	1.62	58	1.96
FLYING ARTIE	2013	ARTIE SCHILLER	82	8	NSW	499	15	1.50	44	1.10
ASTERN	2013	MEDAGLIA D'ORO	54	7	NSW	390	10	1.28	25	0.80
WINNING RUPERT	2013	WRITTEN TYCOON	52	4	WA	372	9	1.21	33	1.11
STAR TURN	2013	STAR WITNESS	67	6	NSW	432	10	1.16	54	1.56
SWEAR	2013	REDOUTE'S CHOICE	12	1	QLD	91	2	1.10	4	0.55
SHALAA	2013	INVINCIBLE SPIRIT	91	8	VIC	556	12	1.08	55	1.24
FROSTED	2012	TAPIT	51	4	VIC	289	6	1.04	22	0.95
TURN ME LOOSE	2011	IFFRAAJ	44	7	NZ	308	6	0.97	17	0.69
CABLE BAY	2011	INVINCIBLE SPIRIT	53	2	INDIA	273	5	0.92	22	1.01
TARZINO	2012	TAVISTOCK	43	3	NZ	271	5	0.92	15	0.69
XTRAVAGANT	2012	PENTIRE	58	5	NSW	289	5	0.87	25	1.08
AMERICAN PHAROAH	2012	PIONEEROF THE NILE	91	6	KY	434	7	0.81	38	1.09
BELARDO	2012	LOPE DE VEGA	65	6	NZ	323	5	0.77	29	1.12
VADAMOS	2011	MONSUN	51	4	NZ	337	5	0.74	34	1.26
DIVINE PROPHET	2013	CHOISIR	62	2	NZ	409	6	0.73	19	0.58
KING'S TROOP	2012	REDOUTE'S CHOICE	13	1	WA	71	1	0.70	4	0.70
SOOBOOG	2012	SNITZEL	58	2	QLD	463	4	0.43	21	0.57

TABLE 6: SH APEX SEASON-END 23/24: TOP 25 F2018 SIRES BY NUMBER OF A RUNNERS

SIRE	YOB	HIS SIRE	23-24 WNRS	TOT SW	ST	TOT RNS	A's	A INDEX	ABC's	ABC Index
CAPITALIST	2013	WRITTEN TYCOON	137	20	NSW	831	29	1.74	85	1.28
EXTREME CHOICE	2013	NOT A SINGLE DOUBT	38	12	NSW	195	17	4.36	36	2.31
FLYING ARTIE	2013	ARTIE SCHILLER	82	8	NSW	499	15	1.50	44	1.10
MAURICE	2011	SCREEN HERO	69	9	JPN	370	12	1.62	58	1.96
SHALAA	2013	INVINCIBLE SPIRIT	91	8	VIC	556	12	1.08	55	1.24
ASTERN	2013	MEDAGLIA D'ORO	54	7	NSW	390	10	1.28	25	0.80
STAR TURN	2013	STAR WITNESS	67	6	NSW	432	10	1.16	54	1.56
WINNING RUPERT	2013	WRITTEN TYCOON	52	4	WA	372	9	1.21	33	1.11
TERRITORIES	2012	INVINCIBLE SPIRIT	34	3	NSW	168	8	2.38	20	1.49
AWESOME ROCK	2011	FASTNET ROCK	34	5	WA	173	8	2.31	24	1.73
AMERICAN PHAROAH	2012	PIONEEROF THE NILE	91	6	KY	434	7	0.81	38	1.09
WORTHY CAUSE	2011	CHOISIR	17	2	QLD	87	6	3.45	11	1.58
ROMMEL	2011	COMMANDS	26	2	WA	154	6	1.95	26	2.11
FROSTED	2012	TAPIT	51	4	VIC	289	6	1.04	22	0.95
TURN ME LOOSE	2011	IFFRAAJ	44	7	NZ	308	6	0.97	17	0.69
DIVINE PROPHET	2013	CHOISIR	62	2	NZ	409	6	0.73	19	0.58
WROTE	2009	HIGH CHAPARRAL	25	5	NZ	148	5	1.69	9	0.76
CABLE BAY	2011	INVINCIBLE SPIRIT	53	2	INDIA	273	5	0.92	22	1.01
TARZINO	2012	TAVISTOCK	43	3	NZ	271	5	0.92	15	0.69
XTRAVAGANT	2012	PENTIRE	58	5	NSW	289	5	0.87	25	1.08
BELARDO	2012	LOPE DE VEGA	65	6	NZ	323	5	0.77	29	1.12
VADAMOS	2011	MONSUN	51	4	NZ	337	5	0.74	34	1.26
SOOBOOG	2012	SNITZEL	58	2	QLD	463	4	0.43	21	0.57
SWEAR	2013	REDOUTE'S CHOICE	12	1	QLD	91	2	1.10	4	0.55
TIVACI	2012	HIGH CHAPARRAL	51	4	NZ	333	2	0.30	15	0.56

TABLE 7: SH APEX SEASON-END 23/24: TOP 25 F2018 SIRES BY ABC RUNNER INDEX

SIRE	YOB	HIS SIRE	23-24 WNRS	TOT SW	ST	TOT RNS	A's	A INDEX	ABC's	ABC Index
EXTREME CHOICE	2013	NOT A SINGLE DOUBT	38	12	NSW	195	17	4.36	36	2.31
ROMMEL	2011	COMMANDS	26	2	WA	154	6	1.95	26	2.11
MAURICE	2011	SCREEN HERO	69	9	JPN	370	12	1.62	58	1.96
AWESOME ROCK	2011	FASTNET ROCK	34	5	WA	173	8	2.31	24	1.73
WORTHY CAUSE	2011	CHOISIR	17	2	QLD	87	6	3.45	11	1.58
STAR TURN	2013	STAR WITNESS	67	6	NSW	432	10	1.16	54	1.56
TERRITORIES	2012	INVINCIBLE SPIRIT	34	3	NSW	168	8	2.38	20	1.49
CAPITALIST	2013	WRITTEN TYCOON	137	20	NSW	831	29	1.74	85	1.28
VADAMOS	2011	MONSUN	51	4	NZ	337	5	0.74	34	1.26
SHALAA	2013	INVINCIBLE SPIRIT	91	8	VIC	556	12	1.08	55	1.24
VERT DE GRECE	2012	VERGLAS	14	0	WA	95	0	-	9	1.18
BELARDO	2012	LOPE DE VEGA	65	6	NZ	323	5	0.77	29	1.12
WINNING RUPERT	2013	WRITTEN TYCOON	52	4	WA	372	9	1.21	33	1.11
FLYING ARTIE	2013	ARTIE SCHILLER	82	8	NSW	499	15	1.50	44	1.10
AMERICAN PHAROAH	2012	PIONEEROF THE NILE	91	6	KY	434	7	0.81	38	1.09
XTRAVAGANT	2012	PENTIRE	58	5	NSW	289	5	0.87	25	1.08
CABLE BAY	2011	INVINCIBLE SPIRIT	53	2	INDIA	273	5	0.92	22	1.01
UNDER THE LOUVRE	2010	EXCELLENT ART	38	1	QLD	164	1	0.30	13	0.99
FROSTED	2012	TAPIT	51	4	VIC	289	6	1.04	22	0.95
PUCCINI	2010	ENCOSTA DE LAGO	8	0	NZ	86	0	-	6	0.87
ASTERN	2013	MEDAGLIA D'ORO	54	7	NSW	390	10	1.28	25	0.80
DEFCON	2013	CHOISIR	14	0	QLD	127	1	0.39	8	0.79
TELPERION	2013	STREET CRY	24	2	NZ	174	1	0.29	11	0.79
WROTE	2009	HIGH CHAPARRAL	25	5	NZ	148	5	1.69	9	0.76
KING'S TROOP	2012	REDOUTE'S CHOICE	13	1	WA	71	1	0.70	4	0.70

TABLE 8: SH APEX SEASON-END 23/24: TOP 25 F2018 SIRES BY NUMBER OF ABC RUNNERS

SIRE	YOB	HIS SIRE	23-24 WNRS	TOT SW	ST	TOT RNS	A's	A INDEX	ABC's	ABC Index
CAPITALIST	2013	WRITTEN TYCOON	137	20	NSW	831	29	1.74	85	1.28
MAURICE	2011	SCREEN HERO	69	9	JPN	370	12	1.62	58	1.96
SHALAA	2013	INVINCIBLE SPIRIT	91	8	VIC	556	12	1.08	55	1.24
STAR TURN	2013	STAR WITNESS	67	6	NSW	432	10	1.16	54	1.56
FLYING ARTIE	2013	ARTIE SCHILLER	82	8	NSW	499	15	1.50	44	1.10
AMERICAN PHAROAH	2012	PIONEEROF THE NILE	91	6	KY	434	7	0.81	38	1.09
EXTREME CHOICE	2013	NOT A SINGLE DOUBT	38	12	NSW	195	17	4.36	36	2.31
VADAMOS	2011	MONSUN	51	4	NZ	337	5	0.74	34	1.26
WINNING RUPERT	2013	WRITTEN TYCOON	52	4	WA	372	9	1.21	33	1.11
BELARDO	2012	LOPE DE VEGA	65	6	NZ	323	5	0.77	29	1.12
ROMMEL	2011	COMMANDS	26	2	WA	154	6	1.95	26	2.11
XTRAVAGANT	2012	PENTIRE	58	5	NSW	289	5	0.87	25	1.08
ASTERN	2013	MEDAGLIA D'ORO	54	7	NSW	390	10	1.28	25	0.80
AWESOME ROCK	2011	FASTNET ROCK	34	5	WA	173	8	2.31	24	1.73
CABLE BAY	2011	INVINCIBLE SPIRIT	53	2	INDIA	273	5	0.92	22	1.01
FROSTED	2012	TAPIT	51	4	VIC	289	6	1.04	22	0.95
SOOBOOG	2012	SNITZEL	58	2	QLD	463	4	0.43	21	0.57
TERRITORIES	2012	INVINCIBLE SPIRIT	34	3	NSW	168	8	2.38	20	1.49
DIVINE PROPHET	2013	CHOISIR	62	2	NZ	409	6	0.73	19	0.58
TURN ME LOOSE	2011	IFFRAAJ	44	7	NZ	308	6	0.97	17	0.69
TARZINO	2012	TAVISTOCK	43	3	NZ	271	5	0.92	15	0.69
TIVACI	2012	HIGH CHAPARRAL	51	4	NZ	333	2	0.30	15	0.56
UNDER THE LOUVRE	2010	EXCELLENT ART	38	1	QLD	164	1	0.30	13	0.99
MIKKI ISLE	2011	DEEP IMPACT	46	2	JPN	237	1	0.21	12	0.63
ALPINE EAGLE	2011	HIGH CHAPARRAL	43	2	TAS	296	1	0.17	12	0.51

TABLE 9: SH APEX SEASON-END 23/24: TOP 25 F2019 SIRES BY A RUNNER INDEX

SIRE	YOB	HIS SIRE	23-24 WNRS	TOT SW	ST	TOT RNS	A's	A INDEX	ABC's	ABC Index
SATONO ALADDIN	2011	DEEP IMPACT	28	8	NZ	117	9	3.85	15	1.60
CHURCHILL	2014	GALILEO	49	5	NSW	192	10	2.60	25	1.63
ALMANZOR	2013	WOOTTON BASSETT	79	11	NZ	281	14	2.49	31	1.38
RUSSIAN REVOLUTION	2013	SNITZEL	119	11	NSW	452	20	2.21	43	1.19
A LOT	2012	TAPIT	18	2	WA	71	3	2.11	12	2.11
KOBAYASHI	2014	I AM INVINCIBLE	43	1	QLD	142	5	1.76	19	1.67
RIBCHESTER	2013	IFFRAAJ	25	2	NZ	89	3	1.69	6	0.84
HELLBENT	2012	I AM INVINCIBLE	97	5	NSW	376	11	1.46	40	1.33
GOLD STANDARD	2014	SEBRING	12	1	VIC	70	2	1.43	6	1.07
SUPIDO	2011	SEBRING	47	2	NSW	172	4	1.16	14	1.02
OVERSHARE	2014	I AM INVINCIBLE	42	1	VIC	133	3	1.13	8	0.75
IMPENDING	2013	LONHRO	73	2	VIC	312	7	1.12	26	1.04
THE MISSION	2014	CHOISIR	24	2	QLD	135	3	1.11	13	1.20
WAR DECREE	2014	WAR FRONT	29	3	NZ	112	2	0.89	10	1.12
PARIAH	2014	REDOUTE'S CHOICE	66	3	QLD	262	4	0.76	8	0.38
THRONUM	2013	SNITZEL	17	0	NSW	69	1	0.72	5	0.91
INVADER	2014	SNITZEL	48	1	QLD	212	3	0.71	12	0.71
JUKEBOX	2014	SNITZEL	20	1	QLD	86	1	0.58	5	0.73
HIGHLAND REEL	2012	GALILEO	27	1	IRE	176	2	0.57	7	0.50
MERCHANT NAVY	2014	FASTNET vROCK	76	3	NSW	288	2	0.35	21	0.91
SPIETH	2012	THORN PARK	42	0	DEAD	178	1	0.28	19	1.33
LORD OF THE SKY	2010	DANERICH	4	0	NSW	33	0	-	3	1.14
MENARI	2014	SNITZEL	17	0	DEAD	57	0	-	5	1.10
SEBRING SUN	2012	SEBRING	12	0	NSW	58	0	-	5	1.08
DERRYN	2013	HINCHINBROOK	22	1	NZ	106	0	-	6	0.71

TABLE 10: SH APEX SEASON-END 23/24: TOP 25 F2019 SIRES BY NUMBER OF A RUNNERS

SIRE	YOB	HIS SIRE	23-24 WNRS	TOT SW	ST	TOT RNS	A's	A INDEX	ABC's	ABC Index
RUSSIAN REVOLUTION	2013	SNITZEL	119	11	NSW	452	20	2.21	43	1.19
ALMANZOR	2013	WOOTTON BASSETT	79	11	NZ	281	14	2.49	31	1.38
HELLBENT	2012	I AM INVINCIBLE	97	5	NSW	376	11	1.46	40	1.33
CHURCHILL	2014	GALILEO	49	5	NSW	192	10	2.60	25	1.63
SATONO ALADDIN	2011	DEEP IMPACT	28	8	NZ	117	9	3.85	15	1.60
IMPENDING	2013	LONHRO	73	2	VIC	312	7	1.12	26	1.04
KOBAYASHI	2014	I AM INVINCIBLE	43	1	QLD	142	5	1.76	19	1.67
SUPIDO	2011	SEBRING	47	2	NSW	172	4	1.16	14	1.02
PARIAH	2014	REDOUTE'S CHOICE	66	3	QLD	262	4	0.76	8	0.38
THE MISSION	2014	CHOISIR	24	2	QLD	135	3	1.11	13	1.20
INVADER	2014	SNITZEL	48	1	QLD	212	3	0.71	12	0.71
A LOT	2012	TAPIT	18	2	WA	71	3	2.11	12	2.11
OVERSHARE	2014	I AM INVINCIBLE	42	1	VIC	133	3	1.13	8	0.75
RIBCHESTER	2013	IFFRAAJ	25	2	NZ	89	3	1.69	6	0.84
MERCHANT NAVY	2014	FASTNET ROCK	76	3	NSW	288	2	0.35	21	0.91
WAR DECREE	2014	WAR FRONT	29	3	NZ	112	2	0.89	10	1.12
HIGHLAND REEL	2012	GALILEO	27	1	IRE	176	2	0.57	7	0.50
GOLD STANDARD	2014	SEBRING	12	1	VIC	70	2	1.43	6	1.07
SPIETH	2012	THORN PARK	42	0	DEAD	178	1	0.28	19	1.33
JUKEBOX	2014	SNITZEL	20	1	QLD	86	1	0.58	5	0.73
THRONUM	2013	SNITZEL	17	0	NSW	69	1	0.72	5	0.91
TIME TEST	2012	DUBAWI	43	2	GB	161	0	-	8	0.62
HEROIC VALOUR	2013	FASTNET ROCK	37	0	QLD	215	0	-	7	0.41
DERRYN	2013	HINCHINBROOK	22	1	NZ	106	0	-	6	0.71
SEBRING SUN	2012	SEBRING	12	0	NSW	58	0	-	5	1.08

TABLE 11: SH APEX SEASON-END 23/24: TOP 25 F2019 SIRES BY ABC RUNNER INDEX

SIRE	YOB	HIS SIRE	23-24 WNRS	TOT SW	ST	TOT RNS	A's	A INDEX	ABC's	ABC Index
A LOT	2012	TAPIT	18	2	WA	71	3	2.11	12	2.11
KOBAYASHI	2014	I AM INVINCIBLE	43	1	QLD	142	5	1.76	19	1.67
CHURCHILL	2014	GALILEO	49	5	NSW	192	10	2.60	25	1.63
SATONO ALADDIN	2011	DEEP IMPACT	28	8	NZ	117	9	3.85	15	1.60
ALMANZOR	2013	WOOTTON BASSETT	79	11	NZ	281	14	2.49	31	1.38
HELLBENT	2012	I AM INVINCIBLE	97	5	NSW	376	11	1.46	40	1.33
SPIETH	2012	THORN PARK	42	0	DEAD	178	1	0.28	19	1.33
THE MISSION	2014	CHOISIR	24	2	QLD	135	3	1.11	13	1.20
RUSSIAN REVOLUTION	2013	SNITZEL	119	11	NSW	452	20	2.21	43	1.19
LORD OF THE SKY	2010	DANERICH	4	0	NSW	33	0	-	3	1.14
WAR DECREE	2014	WAR FRONT	29	3	NZ	112	2	0.89	10	1.12
MENARI	2014	SNITZEL	17	0	DEAD	57	0	-	5	1.10
SEBRING SUN	2012	SEBRING	12	0	NSW	58	0	-	5	1.08
GOLD STANDARD	2014	SEBRING	12	1	VIC	70	2	1.43	6	1.07
IMPENDING	2013	LONHRO	73	2	VIC	312	7	1.12	26	1.04
SUPIDO	2011	SEBRING	47	2	NSW	172	4	1.16	14	1.02
THRNUM	2013	SNITZEL	17	0	NSW	69	1	0.72	5	0.91
MERCHANT NAVY	2014	FASTNET ROCK	76	3	NSW	288	2	0.35	21	0.91
RIBCHESTER	2013	IFFRAAJ	25	2	NZ	89	3	1.69	6	0.84
OVERSHARE	2014	I AM INVINCIBLE	42	1	VIC	133	3	1.13	8	0.75
JUKEBOX	2014	SNITZEL	20	1	QLD	86	1	0.58	5	0.73
INVADER	2014	SNITZEL	48	1	QLD	212	3	0.71	12	0.71
DERRYN	2013	HINCHINBROOK	22	1	NZ	106	0	-	6	0.71
TIME TEST	2012	DUBAWI	43	2	GB	161	0	-	8	0.62
HIGHLAND REEL	2012	GALILEO	27	1	IRE	176	2	0.57	7	0.50

TABLE 12: SH APEX SEASON-END 23/24: TOP 25 F2019 SIRES BY NUMBER OF ABC RUNNERS

SIRE	YOB	HIS SIRE	23-24 WNRS	TOT SW	ST	TOT RNS	A's	A INDEX	ABC's	ABC Index
RUSSIAN REVOLUTION	2013	SNITZEL	119	11	NSW	452	20	2.21	43	1.19
HELLBENT	2012	I AM INVINCIBLE	97	5	NSW	376	11	1.46	40	1.33
ALMANZOR	2013	WOOTTON BASSETT	79	11	NZ	281	14	2.49	31	1.38
IMPENDING	2013	LONHRO	73	2	VIC	312	7	1.12	26	1.04
CHURCHILL	2014	GALILEO	49	5	NSW	192	10	2.60	25	1.63
MERCHANT NAVY	2014	FASTNET ROCK	76	3	NSW	288	2	0.35	21	0.91
KOBAYASHI	2014	I AM INVINCIBLE	43	1	QLD	142	5	1.76	19	1.67
SPIETH	2012	THORN PARK	42	0	DEAD	178	1	0.28	19	1.33
SATONO ALADDIN	2011	DEEP IMPACT	28	8	NZ	117	9	3.85	15	1.60
SUPIDO	2011	SEBRING	47	2	NSW	172	4	1.16	14	1.02
THE MISSION	2014	CHOISIR	24	2	QLD	135	3	1.11	13	1.20
A LOT	2012	TAPIT	18	2	WA	71	3	2.11	12	2.11
INVADER	2014	SNITZEL	48	1	QLD	212	3	0.71	12	0.71
WAR DECREE	2014	WAR FRONT	29	3	NZ	112	2	0.89	10	1.12
OVERSHARE	2014	I AM INVINCIBLE	42	1	VIC	133	3	1.13	8	0.75
TIME TEST	2012	DUBAWI	43	2	GB	161	0	-	8	0.62
PARIAH	2014	REDOUTE'S CHOICE	66	3	QLD	262	4	0.76	8	0.38
HIGHLAND REEL	2012	GALILEO	27	1	IRE	176	2	0.57	7	0.50
HEROIC VALOUR	2013	FASTNET ROCK	37	0	QLD	215	0	-	7	0.41
GOLD STANDARD	2014	SEBRING	12	1	VIC	70	2	1.43	6	1.07
RIBCHESTER	2013	IFFRAAJ	25	2	NZ	89	3	1.69	6	0.84
DERRYN	2013	HINCHINBROOK	22	1	NZ	106	0	-	6	0.71
MENARI	2014	SNITZEL	17	0	DEAD	57	0	-	5	1.10
SEBRING SUN	2012	SEBRING	12	0	NSW	58	0	-	5	1.08
THRNUM	2013	SNITZEL	17	0	NSW	69	1	0.72	5	0.91

TABLE 13: SH APEX SEASON-END 23/24: TOP 25 F2020 SIRES BY A RUNNER INDEX

SIRE	YOB	HIS SIRE	23-24 WNRS	TOT SW	ST	TOT RNS	A's	A INDEX	ABC's	ABC Index
JUSTIFY	2015	SCAT DADDY	40	5	NSW	110	8	3.64	11	1.25
BRAVE SMASH	2013	TOSEN PHANTOM	30	3	NSW	87	5	2.87	10	1.44
THE AUTUMN SUN	2015	REDOUTE'S CHOICE	46	4	NSW	129	7	2.71	18	1.74
TRAPEZE ARTIST	2014	SNITZEL	46	3	NSW	151	6	1.99	19	1.57
HARRY ANGEL	2014	DARK ANGEL	41	4	NSW	108	4	1.85	16	1.85
EMBELLISH	2014	SAVABEEL	18	1	NZ	56	2	1.79	5	1.12
SAXON WARRIOR	2015	DEEP IMPACT	24	1	NSW	61	2	1.64	6	1.23
ENCRYPTION	2015	LONHRO	28	2	QLD	100	3	1.50	5	0.63
WRITTEN BY	2015	WRITTEN TYCOON	40	3	NSW	109	3	1.38	7	0.80
BONDI	2015	SNITZEL	11	1	WA	37	1	1.35	7	2.36
ACE HIGH	2014	HIGH CHAPARRAL	21	2	NZ	46	1	1.09	3	0.82
GRUNT	2014	O'REILLY	27	2	VIC	99	2	1.01	8	1.01
MENDELSSOHN	2015	SCAT DADDY	28	3	KY	99	2	1.01	6	0.76
STAPHANOS	2011	DEEP IMPACT	14	1	NZ	62	1	0.81	2	0.40
PRIZED ICON	2013	MORE THAN READY	17	1	NSW	64	1	0.78	1	0.20
SANTOS	2015	I AM INVINCIBLE	20	2	NZ	78	1	0.64	4	0.64
U S NAVY FLAG	2015	WAR FRONT	20	2	NZ	92	1	0.54	9	1.22
DUCIMUS	2014	SNITZEL	13	0	WA	34	0	-	5	1.84
ARDROSSAN	2014	REDOUTE'S CHOICE	11	4	NZ	46	0	-	5	1.36
SHOWTIME	2014	SNITZEL	20	1	NSW	82	0	-	4	0.61
LEAN MEAN MACHINE	2015	ZOUSTAR	25	1	QLD	72	0	-	3	0.52
PERFORMER	2015	EXCEED AND EXCEL	14	0	QLD	48	0	-	2	0.52
DRACARYS	2014	SNITZEL	8	0	QLD	25	0	-	1	0.50
NATIONAL DEFENSE	2014	INVINCIBLE SPIRIT	15	0	DEAD	55	0	-	2	0.45
STRATOSPHERE	2015	SNITZEL	16	0	TAS	58	0	-	1	0.22

TABLE 14: SH APEX SEASON-END 23/24: TOP 25 F2020 SIRES BY NUMBER OF A RUNNERS

SIRE	YOB	HIS SIRE	23-24 WNRS	TOT SW	ST	TOT RNS	A's	A INDEX	ABC's	ABC Index
JUSTIFY	2015	SCAT DADDY	40	5	NSW	110	8	3.64	11	1.25
THE AUTUMN SUN	2015	REDOUTE'S CHOICE	46	4	NSW	129	7	2.71	18	1.74
TRAPEZE ARTIST	2014	SNITZEL	46	3	NSW	151	6	1.99	19	1.57
BRAVE SMASH	2013	TOSEN PHANTOM	30	3	NSW	87	5	2.87	10	1.44
HARRY ANGEL	2014	DARK ANGEL	41	4	NSW	108	4	1.85	16	1.85
WRITTEN BY	2015	WRITTEN TYCOON	40	3	NSW	109	3	1.38	7	0.80
ENCRYPTION	2015	LONHRO	28	2	QLD	100	3	1.50	5	0.63
GRUNT	2014	O'REILLY	27	2	VIC	99	2	1.01	8	1.01
MENDELSSOHN	2015	SCAT DADDY	28	3	KY	99	2	1.01	6	0.76
SAXON WARRIOR	2015	DEEP IMPACT	24	1	NSW	61	2	1.64	6	1.23
EMBELLISH	2014	SAVABEEL	18	1	NZ	56	2	1.79	5	1.12
U S NAVY FLAG	2015	WAR FRONT	20	2	NZ	92	1	0.54	9	1.22
BONDI	2015	SNITZEL	11	1	WA	37	1	1.35	7	2.36
SANTOS	2015	I AM INVINCIBLE	20	2	NZ	78	1	0.64	4	0.64
ACE HIGH	2014	HIGH CHAPARRAL	21	2	NZ	46	1	1.09	3	0.82
STAPHANOS	2011	DEEP IMPACT	14	1	NZ	62	1	0.81	2	0.40
PRIZED ICON	2013	MORE THAN READY	17	1	NSW	64	1	0.78	1	0.20
ARDROSSAN	2014	REDOUTE'S CHOICE	11	4	NZ	46	0	-	5	1.36
DUCIMUS	2014	SNITZEL	13	0	WA	34	0	-	5	1.84
SHOWTIME	2014	SNITZEL	20	1	NSW	82	0	-	4	0.61
LEAN MEAN MACHINE	2015	ZOUSTAR	25	1	QLD	72	0	-	3	0.52
NATIONAL DEFENSE	2014	INVINCIBLE SPIRIT	15	0	DEAD	55	0	-	2	0.45
PERFORMER	2015	EXCEED AND EXCEL	14	0	QLD	48	0	-	2	0.52
STRATOSPHERE	2015	SNITZEL	16	0	TAS	58	0	-	1	0.22
DRACARYS	2014	SNITZEL	8	0	QLD	25	0	-	1	0.50

TABLE 15: SH APEX SEASON-END 23/24: TOP 25 F2020 SIRES BY ABC RUNNER INDEX

SIRE	YOB	HIS SIRE	23-24 WNRS	TOT SW	ST	TOT RNS	A's	A INDEX	ABC's	ABC Index
BONDI	2015	SNITZEL	11	1	WA	37	1	1.35	7	2.36
HARRY ANGEL	2014	DARK ANGEL	41	4	NSW	108	4	1.85	16	1.85
DUCIMUS	2014	SNITZEL	13	0	WA	34	0	-	5	1.84
THE AUTUMN SUN	2015	REDOUTE'S CHOICE	46	4	NSW	129	7	2.71	18	1.74
TRAPEZE ARTIST	2014	SNITZEL	46	3	NSW	151	6	1.99	19	1.57
BRAVE SMASH	2013	TOSEN PHANTOM	30	3	NSW	87	5	2.87	10	1.44
ARDROSSAN	2014	REDOUTE'S CHOICE	11	4	NZ	46	0	-	5	1.36
JUSTIFY	2015	SCAT DADDY	40	5	NSW	110	8	3.64	11	1.25
SAXON WARRIOR	2015	DEEP IMPACT	24	1	NSW	61	2	1.64	6	1.23
U S NAVY FLAG	2015	WAR FRONT	20	2	NZ	92	1	0.54	9	1.22
EMBELLISH	2014	SAVABEEL	18	1	NZ	56	2	1.79	5	1.12
GRUNT	2014	O'REILLY	27	2	VIC	99	2	1.01	8	1.01
ACE HIGH	2014	HIGH CHAPARRAL	21	2	NZ	46	1	1.09	3	0.82
WRITTEN BY	2015	WRITTEN TYCOON	40	3	NSW	109	3	1.38	7	0.80
MENDELSSOHN	2015	SCAT DADDY	28	3	KY	99	2	1.01	6	0.76
SANTOS	2015	I AM INVINCIBLE	20	2	NZ	78	1	0.64	4	0.64
ENCRYPTION	2015	LONHRO	28	2	QLD	100	3	1.50	5	0.63
SHOWTIME	2014	SNITZEL	20	1	NSW	82	0	-	4	0.61
LEAN MEAN MACHINE	2015	ZOUSTAR	25	1	QLD	72	0	-	3	0.52
PERFORMER	2015	EXCEED AND EXCEL	14	0	QLD	48	0	-	2	0.52
DRACARYS	2014	SNITZEL	8	0	QLD	25	0	-	1	0.50
NATIONAL DEFENSE	2014	INVINCIBLE SPIRIT	15	0	DEAD	55	0	-	2	0.45
STAPHANOS	2011	DEEP IMPACT	14	1	NZ	62	1	0.81	2	0.40
STRATOSPHERE	2015	SNITZEL	16	0	TAS	58	0	-	1	0.22
PRIZED ICON	2013	MORE THAN READY	17	1	NSW	64	1	0.78	1	0.20

TABLE 16: SH APEX SEASON-END 23/24: TOP 25 F2020 SIRES BY NUMBER OF ABC RUNNERS

SIRE	YOB	HIS SIRE	23-24 WNRS	TOT SW	ST	TOT RNS	A's	A INDEX	ABC's	ABC Index
TRAPEZE ARTIST	2014	SNITZEL	46	3	NSW	151	6	1.99	19	1.57
THE AUTUMN SUN	2015	REDOUTE'S CHOICE	46	4	NSW	129	7	2.71	18	1.74
HARRY ANGEL	2014	DARK ANGEL	41	4	NSW	108	4	1.85	16	1.85
JUSTIFY	2015	SCAT DADDY	40	5	NSW	110	8	3.64	11	1.25
BRAVE SMASH	2013	TOSEN PHANTOM	30	3	NSW	87	5	2.87	10	1.44
U S NAVY FLAG	2015	WAR FRONT	20	2	NZ	92	1	0.54	9	1.22
GRUNT	2014	O'REILLY	27	2	VIC	99	2	1.01	8	1.01
BONDI	2015	SNITZEL	11	1	WA	37	1	1.35	7	2.36
WRITTEN BY	2015	WRITTEN TYCOON	40	3	NSW	109	3	1.38	7	0.80
SAXON WARRIOR	2015	DEEP IMPACT	24	1	NSW	61	2	1.64	6	1.23
MENDELSSOHN	2015	SCAT DADDY	28	3	KY	99	2	1.01	6	0.76
DUCIMUS	2014	SNITZEL	13	0	WA	34	0	-	5	1.84
ARDROSSAN	2014	REDOUTE'S CHOICE	11	4	NZ	46	0	-	5	1.36
EMBELLISH	2014	SAVABEEL	18	1	NZ	56	2	1.79	5	1.12
ENCRYPTION	2015	LONHRO	28	2	QLD	100	3	1.50	5	0.63
SANTOS	2015	I AM INVINCIBLE	20	2	NZ	78	1	0.64	4	0.64
SHOWTIME	2014	SNITZEL	20	1	NSW	82	0	-	4	0.61
ACE HIGH	2014	HIGH CHAPARRAL	21	2	NZ	46	1	1.09	3	0.82
LEAN MEAN MACHINE	2015	ZOUSTAR	25	1	QLD	72	0	-	3	0.52
PERFORMER	2015	EXCEED AND EXCEL	14	0	QLD	48	0	-	2	0.52
NATIONAL DEFENSE	2014	INVINCIBLE SPIRIT	15	0	DEAD	55	0	-	2	0.45
STAPHANOS	2011	DEEP IMPACT	14	1	NZ	62	1	0.81	2	0.40
DRACARYS	2014	SNITZEL	8	0	QLD	25	0	-	1	0.50
STRATOSPHERE	2015	SNITZEL	16	0	TAS	58	0	-	1	0.22
PRIZED ICON	2013	MORE THAN READY	17	1	NSW	64	1	0.78	1	0.20

[Click here for an alphabetical roster of 227 Australia/New Zealand sires](#)

NORTH AMERICAN FORM FOR TOP SOUTH AMERICAN SIRES

There are 214 South American sires assigned APEX ratings at the end of the 2023/24 season but unlike the Northern Hemisphere and especially Europe, where there is considerable crossover among the four major racing nations (UK, Ireland, France, Germany), there is not so much crossover among the five South American countries we've covered. Argentina is the dominant force in South America, accounting for almost half (106) of the sires covered. There are 35 sires in Chile, 30 in Uruguay, 27 in Brazil, and just 13 in Peru, the smallest jurisdiction we review. Among the five countries ten sires have A Runner Indexes of 3.00+ who we thus regard as the leading sires in each country, and North American racing form is a prominent theme among the leading sires.



*Fortify, 3.93 A / 2.24 ABC Index
Photo courtesy Haras Vacacion, Argentina*

Argentina: The three leading sires in Argentina all have American racing form. F2015 **Fortify (3.93)** is a son of Distorted Humor who raced for Godolphin and spent most of his 2yo career chasing Shanghai Bobby, to whom he placed in the then-G2 Hopeful and G1 Champagne and ran 4th to him in the G1 Breeders' Cup Juvenile. F2018 **Il Campione (3.32)** is by Scat Daddy, won eight of ten in Chile and was Horse of the Year and made one start in the US, running 3rd in the then-G3 Poker S. before heading to Argentina for stud duty. And F2020 **Hi Happy (3.24)**, whose first 3yo's raced last season and included five GSW, is a son of the Storm Cat horse Pure Prize (a good sire himself in Argentina), was undefeated in six starts in Argentina, winning four G1's including the Argentine Triple Crown, then made 13 starts in the US, winning the G1 Man O'War and G2 Pan American and placing in five other Graded Stakes, all but one of his US Graded placings coming on turf. One thing we keep learning through the years is that the very best sires, the elite of the

elite, decisively separate themselves from their contemporaries; these three have definitely done that in the most important South American country, Argentina.



*Practical Joke, 5.83 A / 2.86 ABC Index
Photo courtesy Coolmore America*

Chile: Has benefited massively from American shuttlers. Scat Daddy first became famous by breaking all the sire records in Chile and now two more American shuttlers (neither of whom now shuttles) have followed up, namely **Practical Joke (5.83)**, who like Scat Daddy shuttled from Coolmore's Ashford Stud to Haras Paso Nevado; and **Constitution (3.94)**, who shuttled from WinStar to Haras Don Alberto. Practical Joke in fact has the highest A Runner Index in South America.

Brazil: Three-time Leading Sire in Brazil, **Agnes Gold (4.81)** was a son of Sunday Silence who stood in Florida as well as his native Japan before standing in Brazil. He died in 2019 so his last crop were 3yo's in the 2023/24 season, meaning this is his last appearance on these lists. **Drosselmeyer (3.16)**, like Fortify by Distorted Humor, won the 2010 G1 Belmont S. and the 2011 G1 Breeders' Cup Classic. He was a flop at WinStar but has been a big success in Brazil. And **Kentuckian (3.00)**, a half-brother by Tiznow to Maclean's Music, won the G3 Laz Barrera S. in California.

Uruguay and Peru: **T. H. Approval (3.00)**, a son of With Approval who was a 4-time long-distance G2 winner in California in 2005-2006, is the leading sire in Uruguay, while **Editorial (3.70)**, a half-brother to Uncle Mo by War Front who made only two lifetime starts, winning the second, has made a promising start in the small Peruvian market.

TABLE 17: SH APEX SEASON-END 23/24: TOP 50 SOUTH AMERICAN SIRES BY A RUNNER INDEX

SIRE	YOB	HIS SIRE	23-24 WNRS	TOT SW	FFLS	ST	TOT RNS	A's	A Index	ABC's	ABC Index
PRACTICAL JOKE	2014	INTO MISCHIEF	73	17	2018	CHI	223	26	5.83	51	2.86
AGNES GOLD	1998	SUNDAY SILENCE	63	71	2009	BRZ	957	92	4.81	172	2.25
CONSTITUTION	2011	TAPIT	117	26	2017	CHI	482	38	3.94	106	2.75
FORTIFY	2010	DISTORTED HUMOR	111	47	2015	ARG	992	78	3.93	178	2.24
EDITORIAL	2014	WAR FRONT	14	2	2020	PER	27	2	3.70	3	1.39
IL CAMPIONE	2011	SCAT DADDY	133	25	2018	ARG	527	35	3.32	118	2.80
HI HAPPY	2012	PURE PRIZE	36	7	2020	ARG	108	7	3.24	11	1.27
DROSSELMAYER	2007	DISTORTED HUMOR	76	59	2013	BRZ	869	55	3.16	113	1.63
KENTUCKIAN	2012	TIZNOW	34	8	2019	BRZ	100	6	3.00	18	2.25
T. H. APPROVAL	2001	WITH APPROVAL	25	34	2009	URU	584	35	3.00	69	1.48
KEY DEPUTY	2000	DEPUTY MINISTER	21	45	2009	ARG	592	35	2.96	88	1.86
HAT TRICK	2001	SUNDAY SILENCE	68	32	2009	BRZ	573	33	2.88	56	1.22
REMOTE	2010	DANSILI	56	18	2016	ARG	571	31	2.71	77	1.69
EMCEE	2008	UNBRIDLED'S SONG	36	6	2016	BRZ	130	7	2.69	14	1.35
RALLY CRY	2013	UNCLE MO	24	5	2020	BRZ	77	4	2.60	7	1.14
EQUAL STRIPES	1999	CANDY STRIPES	53	62	2006	ARG	1053	54	2.56	145	1.72
SLOANE AVENUE	2011	CANDY RIDE	34	4	2018	URU	139	7	2.52	23	2.07
HELIOSTATIC	2003	GALILEO	6	13	2013	ARG	385	19	2.47	44	1.43
TEXAS FEVER	2005	VICTORY GALLOP	29	6	2015	URU	288	14	2.43	30	1.30
FLYER	2012	SCAT DADDY	29	4	2018	CHI	151	7	2.32	13	1.08
CAMELOT KITTEN	2013	KITTEN'S JOY	47	9	2020	BRZ	108	5	2.31	8	0.93
CAN THE MAN	2011	INTO MISCHIEF	47	7	2020	BRZ	131	6	2.29	16	1.53
PUT IT BACK	1998	HONOUR AND GLORY	65	79	2004	ARG	888	40	2.25	114	1.60
SARAHA SPIRIT	2015	TAPIT	9	1	2020	CHI	23	1	2.17	3	1.63
SUGGESTIVE BOY	2008	EASING ALONG	36	7	2016	ARG	345	15	2.17	45	1.63
FORESTRY	1996	STORM CAT	50	34	2011	BRZ	705	30	2.13	68	1.21
SEÑOR CANDY	2008	CANDY RIDE	65	11	2015	ARG	505	21	2.08	68	1.68
POWER WORLD	2009	DISTORTED HUMOR	29	5	2017	PER	145	6	2.07	11	0.95
WAR COMMAND	2011	WAR FRONT	41	9	2016	ARG	293	12	2.05	34	1.45
MASTERCRAFTSMAN	2006	DANEHILL DANCER	62	44	2011	ARG	1223	50	2.04	132	1.35
SEIZE	2013	WAR FRONT	7	1	2020	ARG	25	1	2.00	1	0.50
KOLLER	2010	ORPEN	14	4	2018	BRZ	101	4	1.98	9	1.11
GREENSPRING	2005	ORIENTATE	46	15	2012	ARG	539	21	1.95	71	1.65
LE BLUES	2012	ROMAN RULER	64	10	2017	ARG	410	16	1.95	68	2.07
DANIEL BOONE	2012	WILD EVENT	33	9	2018	ARG	233	9	1.93	22	1.18
COSMIC TRIGGER	2012	LIZARD ISLAND	60	7	2017	ARG	390	15	1.92	49	1.57
CITY BANKER	2005	LODE	24	11	2011	URU	340	13	1.91	31	1.14
CITYSCAPE	2006	SELKIRK	35	18	2015	ARG	604	23	1.90	84	1.74
SINGE THE TURF	2008	GALILEO	17	9	2014	PER	292	11	1.88	29	1.24
SOUTHDAL	2006	STREET CRY	28	11	2013	PER	373	14	1.88	35	1.17
SETEMBRO CHOVE	2001	FAST GOLD	31	16	2009	BRZ	299	11	1.84	22	0.92
ENDORSEMENT	2007	DISTORTED HUMOR	57	11	2015	ARG	690	25	1.81	74	1.34
IVAN DENISOVICH	2003	DANEHILL	59	20	2008	CHI	528	19	1.80	50	1.18
BAY OF PLENTY	2011	MEDAGLIA D'ORO	36	3	2018	PER	168	6	1.79	10	0.74
SALTO	2008	PIVOTAL	31	14	2015	BRZ	423	15	1.77	25	0.74
DISTINCTIV PASSION	2010	WITH DISTINCTION	15	3	2019	ARG	57	2	1.75	9	1.97
GOOD SAMARITAN	2014	HARLAN'S HOLIDAY	60	4	2020	CHI	173	6	1.73	17	1.23
VERRAZANO	2010	MORE THAN READY	77	17	2016	BRZ	608	21	1.73	65	1.34
CLARO OSCURO	2005	MUTAKDDIM	6	2	2013	ARG	150	5	1.67	9	0.75
INTERDETTO	2011	ROMAN RULER	7	1	2018	ARG	60	2	1.67	5	1.04

TABLE 18: SH APEX SEASON-END 23/24: TOP 20 SIRES IN ARGENTINA BY A RUNNER INDEX

SIRE	YOB	HIS SIRE	23-24 WNRS	TOT SW	FFLS	ST	TOT RNS	A's	A Index	ABC's	ABC Index
FORTIFY	2010	DISTORTED HUMOR	111	47	2015	ARG	992	78	3.93	178	2.24
IL CAMPIONE	2011	SCAT DADDY	133	25	2018	ARG	527	35	3.32	118	2.80
HI HAPPY	2012	PURE PRIZE	36	7	2020	ARG	108	7	3.24	11	1.27
KEY DEPUTY	2000	DEPUTY MINISTER	21	45	2009	ARG	592	35	2.96	88	1.86
REMOTE	2010	DANSILI	56	18	2016	ARG	571	31	2.71	77	1.69
EQUAL STRIPES	1999	CANDY STRIPES	53	62	2006	ARG	1053	54	2.56	145	1.72
HELIOSTATIC	2003	GALILEO	6	13	2013	ARG	385	19	2.47	44	1.43
PUT IT BACK	1998	HONOUR AND GLORY	65	79	2004	ARG	888	40	2.25	114	1.60
SUGGESTIVE BOY	2008	EASING ALONG	36	7	2016	ARG	345	15	2.17	45	1.63
SENIOR CANDY	2008	CANDY RIDE	65	11	2015	ARG	505	21	2.08	68	1.68
WAR COMMAND	2011	WAR FRONT	41	9	2016	ARG	293	12	2.05	34	1.45
MASTERCRAFTSMAN	2006	DANEHILL DANCER	62	44	2011	ARG	1223	50	2.04	132	1.35
SEIZE	2013	WAR FRONT	7	1	2020	ARG	25	1	2.00	1	0.50
GREENSPRING	2005	ORIENTATE	46	15	2012	ARG	539	21	1.95	71	1.65
LE BLUES	2012	ROMAN RULER	64	10	2017	ARG	410	16	1.95	68	2.07
DANIEL BOONE	2012	WILD EVENT	33	9	2018	ARG	233	9	1.93	22	1.18
COSMIC TRIGGER	2012	LIZARD ISLAND	60	7	2017	ARG	390	15	1.92	49	1.57
CITYSCAPE	2006	SELKIRK	35	18	2015	ARG	604	23	1.90	84	1.74
ENDORSEMENT	2007	DISTORTED HUMOR	57	11	2015	ARG	690	25	1.81	74	1.34
DISTINCTIV PASSION	2010	WITH DISTINCTION	15	3	2019	ARG	57	2	1.75	9	1.97

TABLE 19: SH APEX SEASON-END 23/24: TOP 20 SIRES IN ARGENTINA BY NUMBER OF A RUNNERS

SIRE	YOB	HIS SIRE	23-24 WNRS	TOT SW	FFLS	ST	TOT RNS	A's	A Index	ABC's	ABC Index
FORTIFY	2010	DISTORTED HUMOR	111	47	2015	ARG	992	78	3.93	178	2.24
EQUAL STRIPES	1999	CANDY STRIPES	53	62	2006	ARG	1053	54	2.56	145	1.72
MASTERCRAFTSMAN	2006	DANEHILL DANCER	62	44	2011	ARG	1223	50	2.04	132	1.35
PUT IT BACK	1998	HONOUR AND GLORY	65	79	2004	ARG	888	40	2.25	114	1.60
KEY DEPUTY	2000	DEPUTY MINISTER	21	45	2009	ARG	592	35	2.96	88	1.86
IL CAMPIONE	2011	SCAT DADDY	133	25	2018	ARG	527	35	3.32	118	2.80
ANGIOLO	2008	GRAND REWARD	78	22	2014	ARG	1149	33	1.44	117	1.27
ORPEN	1996	LURE	52	76	2001	ARG	985	31	1.57	112	1.42
REMOTE	2010	DANSILI	56	18	2016	ARG	571	31	2.71	77	1.69
TREASURE BEACH	2008	GALILEO	51	16	2015	ARG	913	28	1.53	80	1.10
SEBI HALO	1998	SOUTHERN HALO	27	40	2006	ARG	919	27	1.47	83	1.13
ENDORSEMENT	2007	DISTORTED HUMOR	57	11	2015	ARG	690	25	1.81	74	1.34
HURRICANE CAT	2003	STORM CAT	67	37	2008	ARG	1080	24	1.11	98	1.13
GRAND REWARD	2001	STORM CAT	32	30	2007	ARG	892	23	1.29	71	0.99
CITYSCAPE	2006	SELKIRK	35	18	2015	ARG	604	23	1.90	84	1.74
MANIPULATOR	2001	UNBRIDLED	71	25	2007	ARG	1345	22	0.82	87	0.81
GREENSPRING	2005	ORIENTATE	46	15	2012	ARG	539	21	1.95	71	1.65
SENIOR CANDY	2008	CANDY RIDE	65	11	2015	ARG	505	21	2.08	68	1.68
LIZARD ISLAND	2005	DANEHILL DANCER	44	22	2010	ARG	1139	19	0.83	76	0.83
HELIOSTATIC	2003	GALILEO	6	13	2013	ARG	385	19	2.47	44	1.43

TABLE 20: SH APEX SEASON-END 23/24: TOP 20 SIRES IN ARGENTINA SIRES BY ABC RUNNER INDEX

SIRE	YOB	HIS SIRE	23-24 WNRS	TOT SW	FFLS	ST	TOT RNS	A's	A Index	ABC's	ABC Index
IL CAMPIONE	2011	SCAT DADDY	133	25	2018	ARG	527	35	3.32	118	2.80
FORTIFY	2010	DISTORTED HUMOR	111	47	2015	ARG	992	78	3.93	178	2.24
LE BLUES	2012	ROMAN RULER	64	10	2017	ARG	410	16	1.95	68	2.07
DISTINCTIV PASSION	2010	WITH DISTINCTION	15	3	2019	ARG	57	2	1.75	9	1.97
KEY DEPUTY	2000	DEPUTY MINISTER	21	45	2009	ARG	592	35	2.96	88	1.86
CITYSCAPE	2006	SELKIRK	35	18	2015	ARG	604	23	1.90	84	1.74
EQUAL STRIPES	1999	CANDY STRIPES	53	62	2006	ARG	1053	54	2.56	145	1.72
REMOTE	2010	DANSILI	56	18	2016	ARG	571	31	2.71	77	1.69
SEÑOR CANDY	2008	CANDY RIDE	65	11	2015	ARG	505	21	2.08	68	1.68
GREENSPRING	2005	ORIENTATE	46	15	2012	ARG	539	21	1.95	71	1.65
SUGGESTIVE BOY	2008	EASING ALONG	36	7	2016	ARG	345	15	2.17	45	1.63
HUMOR ACIDO	2011	EMPEROR RICHARD	8	0	2019	ARG	31	0	-	4	1.61
PUT IT BACK	1998	HONOUR AND GLORY	65	79	2004	ARG	888	40	2.25	114	1.60
COSMIC TRIGGER	2012	LIZARD ISLAND	60	7	2017	ARG	390	15	1.92	49	1.57
FULL MAST	2012	MIZZEN MAST	52	9	2018	ARG	329	8	1.22	40	1.52
WAR COMMAND	2011	WAR FRONT	41	9	2016	ARG	293	12	2.05	34	1.45
HELIOSTATIC	2003	GALILEO	6	13	2013	ARG	385	19	2.47	44	1.43
ORPEN	1996	LURE	52	76	2001	ARG	985	31	1.57	112	1.42
MASTERCRAFTSMAN	2006	DANEHILL DANCER	62	44	2011	ARG	1223	50	2.04	132	1.35
PORTAL DEL ALTO	2012	MALIBU MOON	47	9	2016	ARG	464	12	1.29	50	1.35

TABLE 21: SH APEX SEASON-END 23/24: TOP 20 SIRES IN ARGENTINA SIRES BY NUMBER OF ABC RUNNERS

SIRE	YOB	HIS SIRE	23-24 WNRS	TOT SW	FFLS	ST	TOT RNS	A's	A Index	ABC's	ABC Index
FORTIFY	2010	DISTORTED HUMOR	111	47	2015	ARG	992	78	3.93	178	2.24
EQUAL STRIPES	1999	CANDY STRIPES	53	62	2006	ARG	1053	54	2.56	145	1.72
MASTERCRAFTSMAN	2006	DANEHILL DANCER	62	44	2011	ARG	1223	50	2.04	132	1.35
IL CAMPIONE	2011	SCAT DADDY	133	25	2018	ARG	527	35	3.32	118	2.80
ANGIOLO	2008	GRAND REWARD	78	22	2014	ARG	1149	33	1.44	117	1.27
PUT IT BACK	1998	HONOUR AND GLORY	65	79	2004	ARG	888	40	2.25	114	1.60
ORPEN	1996	LURE	52	76	2001	ARG	985	31	1.57	112	1.42
HURRICANE CAT	2003	STORM CAT	67	37	2008	ARG	1080	24	1.11	98	1.13
KEY DEPUTY	2000	DEPUTY MINISTER	21	45	2009	ARG	592	35	2.96	88	1.86
MANIPULATOR	2001	UNBRIDLED	71	25	2007	ARG	1345	22	0.82	87	0.81
CITYSCAPE	2006	SELKIRK	35	18	2015	ARG	604	23	1.90	84	1.74
SEBI HALO	1998	SOUTHERN HALO	27	40	2006	ARG	919	27	1.47	83	1.13
TREASURE BEACH	2008	GALILEO	51	16	2015	ARG	913	28	1.53	80	1.10
REMOTE	2010	DANSILI	56	18	2016	ARG	571	31	2.71	77	1.69
LIZARD ISLAND	2005	DANEHILL DANCER	44	22	2010	ARG	1139	19	0.83	76	0.83
ENDORSEMENT	2007	DISTORTED HUMOR	57	11	2015	ARG	690	25	1.81	74	1.34
GREENSPRING	2005	ORIENTATE	46	15	2012	ARG	539	21	1.95	71	1.65
GRAND REWARD	2001	STORM CAT	32	30	2007	ARG	892	23	1.29	71	0.99
LE BLUES	2012	ROMAN RULER	64	10	2017	ARG	410	16	1.95	68	2.07
SEÑOR CANDY	2008	CANDY RIDE	65	11	2015	ARG	505	21	2.08	68	1.68

TABLE 22: SH APEX SEASON-END 23/24: 27 SIRES IN BRAZIL BY A RUNNER INDEX

SIRE	YOB	HIS SIRE	23-24 WNRS	TOT SW	FFLS	ST	TOT RNS	A's	A Index	ABC's	ABC Index
AGNES GOLD	1998	SUNDAY SILENCE	63	71	2009	BRZ	957	92	4.81	172	2.25
DROSSELMAYER	2007	DISTORTED HUMOR	76	59	2013	BRZ	869	55	3.16	113	1.63
KENTUCKIAN	2012	TIZNOW	34	8	2019	BRZ	100	6	3.00	18	2.25
HAT TRICK	2001	SUNDAY SILENCE	68	32	2009	BRZ	573	33	2.88	56	1.22
EMCEE	2008	UNBRIDLED'S SONG	36	6	2016	BRZ	130	7	2.69	14	1.35
RALLY CRY	2013	UNCLE MO	24	5	2020	BRZ	77	4	2.60	7	1.14
CAMELOT KITTEN	2013	KITTEN'S JOY	47	9	2020	BRZ	108	5	2.31	8	0.93
CAN THE MAN	2011	INTO MISCHIEF	47	7	2020	BRZ	131	6	2.29	16	1.53
FORESTRY	1996	STORM CAT	50	34	2011	BRZ	705	30	2.13	68	1.21
KOLLER	2010	ORPEN	14	4	2018	BRZ	101	4	1.98	9	1.11
SETEMBRO CHOVE	2001	FAST GOLD	31	16	2009	BRZ	299	11	1.84	22	0.92
SALTO	2008	PIVOTAL	31	14	2015	BRZ	423	15	1.77	25	0.74
VERRAZANO	2010	MORE THAN READY	77	17	2016	BRZ	608	21	1.73	65	1.34
GIBRALTAR POINT	2014	ROCK OF GIBRALTAR	13	0	2020	BRZ	36	1	1.39	1	0.35
COURTIER	2012	PIONEEROF THE NILE	43	14	2017	BRZ	430	11	1.28	20	0.58
TIGER HEART	2001	SCATMANDU	50	27	2008	BRZ	680	16	1.18	39	0.72
ADRIANO	2005	A.P. INDY	18	15	2012	BRZ	516	12	1.16	37	0.90
GOING SOMEWHERE	2009	SULAMANI	12	5	2017	BRZ	176	4	1.14	6	0.43
HINTON WELLS	2003	SADLER'S WELLS	6	4	2008	BRZ	90	2	1.11	3	0.42
WAR SECRETARY	2014	WAR FRONT	29	5	2019	BRZ	136	3	1.10	7	0.64
BILLION DOLLAR	2010	PUT IT BACK	10	4	2016	BRZ	183	4	1.09	7	0.48
CATCH A FLIGHT	2010	GIANT'S CAUSEWAY	18	2	2017	BRZ	144	3	1.04	11	0.95
GOLDIKOVIC	2013	GALILEO	45	6	2018	BRZ	314	6	0.96	17	0.68
WIRED BRYAN	2011	STORMY ATLANTIC	40	4	2016	BRZ	326	4	0.61	28	1.07
ALPHA	2009	BERNARDINI	29	2	2016	BRZ	103	1	0.49	4	0.49
GLORIA DE CAMPEAO	2003	IMPRESSION	26	9	2012	BRZ	446	4	0.45	27	0.76
SUM OF THE PARTS	2009	SPEIGHTSTOWN	21	0	2009	BRZ	80	0	-	3	0.47

TABLE 23: SH APEX SEASON-END 23/24: 13 SIRES IN PERU BY A RUNNER INDEX

SIRE	YOB	HIS SIRE	23-24 WNRS	TOT SW	FFLS	ST	TOT RNS	A's	A Index	ABC's	ABC Index
EDITORIAL	2014	WAR FRONT	14	2	2020	PER	27	2	3.70	3	1.39
POWER WORLD	2009	DISTORTED HUMOR	29	5	2017	PER	145	6	2.07	11	0.95
SINGE THE TURF	2008	GALILEO	17	9	2014	PER	292	11	1.88	29	1.24
SOUTHDALE	2006	STREET CRY	28	11	2013	PER	373	14	1.88	35	1.17
BAY OF PLENTY	2011	MEDAGLIA D'ORO	36	3	2018	PER	168	6	1.79	10	0.74
MEAL PENALTY	2005	TALE OF THE CAT	20	16	2011	PER	334	11	1.65	39	1.46
BUENOS DIAS	2005	PEINTRE CELEBRE	18	2	2016	PER	119	3	1.26	5	0.53
YAZAMAAN	2004	GALILEO	44	16	2011	PER	480	12	1.25	30	0.78
GALAPIAT	2013	GALILEO	17	1	2019	PER	72	1	0.69	4	0.69
FORTY TALES	2010	TALE OF THE CAT	15	1	2016	PER	157	2	0.64	9	0.72
THE FERRYMAN	2010	GALILEO	23	1	2017	PER	225	2	0.44	6	0.33
CYRUS ALEXANDER	2012	MEDAGLIA D'ORO	34	4	2018	PER	179	0	-	7	0.49
ZERFAAL	2011	DUBAWI	6	0	2018	PER	53	0	-	1	0.24

TABLE 24: SH APEX SEASON-END 23/24: 35 SIRES IN CHILE BY A RUNNER INDEX

SIRE	YOB	HIS SIRE	23-24 WNRS	TOT SW	FFLS	ST	TOT RNS	A's	A Index	ABC's	ABC Index
PRACTICAL JOKE	2014	INTO MISCHIEF	73	17	2018	CHI	223	26	5.83	51	2.86
CONSTITUTION	2011	TAPIT	117	26	2017	CHI	482	38	3.94	106	2.75
FLYER	2012	SCAT DADDY	29	4	2018	CHI	151	7	2.32	13	1.08
SARAHA SPIRIT	2015	TAPIT	9	1	2020	CHI	23	1	2.17	3	1.63
IVAN DENISOVICH	2003	DANEHILL	59	20	2008	CHI	528	19	1.80	50	1.18
GOOD SAMARITAN	2014	HARLAN'S HOLIDAY	60	4	2020	CHI	173	6	1.73	17	1.23
NO NAY NEVER	2011	SCAT DADDY	56	9	2016	CHI	496	16	1.61	59	1.49
KATMAI	2011	SCAT DADDY	24	2	2019	CHI	103	3	1.46	6	0.73
SEEKING THE DIA	2001	STORM CAT	84	27	2010	CHI	896	26	1.45	88	1.23
MORNING RAIDER	2002	GIANT'S CAUSEWAY	21	6	2008	CHI	175	5	1.43	10	0.71
VAN NISTELROOY	2000	STORM CAT	42	40	2004	CHI	624	17	1.36	54	1.08
AWESOME PATRIOT	2008	AWESOME AGAIN	34	4	2015	CHI	316	8	1.27	18	0.71
GRAND DADDY	2006	JOHANNESBURG	87	18	2013	CHI	876	21	1.20	98	1.40
INDIAN TRAIL	2012	INDIAN CHARLIE	28	2	2017	CHI	168	4	1.19	14	1.04
FANTASMAGORICO	2011	SCAT DADDY	15	2	2017	CHI	89	2	1.12	12	1.69
DISTORTED ECONOMY	2007	DISTORTED HUMOR	30	6	2012	CHI	274	5	0.91	20	0.91
CUNCO	2014	FRANKEL	10	1	2019	CHI	55	1	0.91	2	0.45
STATE OF PLAY	2009	WAR FRONT	23	1	2015	CHI	345	6	0.87	25	0.91
VISCOUNT NELSON	2007	GIANT'S CAUSEWAY	49	5	2014	CHI	542	9	0.83	38	0.88
ANNUAL REPORT	2013	HARLAN'S HOLIDAY	20	1	2019	CHI	66	1	0.76	3	0.57
MONTHIR	1999	GULCH	7	12	2005	CHI	433	6	0.69	28	0.81
MALAGACY	2014	SHACKLEFORD	17	0	2019	CHI	73	1	0.68	5	0.86
GSTAAD	2004	STORM CAT	43	9	2009	CHI	669	8	0.60	38	0.71
BAD DADDY	2010	SCAT DADDY	19	2	2015	CHI	261	3	0.57	11	0.53
MR SPEAKER	2011	PULPIT	51	3	2017	CHI	408	4	0.49	15	0.46
PATTERNRECOGNITION	2013	ADIOS CHARLIE	43	1	2021	CHI	119	1	0.42	5	0.53
SCAT ROYAL	2011	SCAT DADDY	23	2	2016	CHI	130	1	0.38	14	1.35
EXAGGERATOR	2013	CURLIN	65	1	2018	CHI	314	2	0.32	8	0.32
HIRABOKU DEEP	2010	DEEP IMPACT	8	0	2019	CHI	24	0	-	2	1.04
FORWARD MARCH	2009	DISTORTED HUMOR	9	0	2018	CHI	40	0	-	2	0.63
SUMERIO	2012	SCAT DADDY	9	0	2020	CHI	25	0	-	1	0.50
IMPERIA	2012	MEDAGLIA D'ORO	11	0	2019	CHI	51	0	-	2	0.49
ZAWRAQ	2012	SHAMARDAL	23	0	2019	CHI	76	0	-	3	0.49
MAYAKOVSKY	1999	MATTY G	21	1	2011	CHI	204	0	-	7	0.43
HOLD ME BACK	2006	GIANT'S CAUSEWAY	22	0	2012	CHI	164	0	-	5	0.38

TABLE 25: SH APEX SEASON-END 23/24: 30 SIRES IN URUGUAY BY A RUNNER INDEX

SIRE	YOB	HIS SIRE	23-24 WNRS	TOT SW	FFLS	ST	TOT RNS	A's	A Index	ABC's	ABC Index
T. H. APPROVAL	2001	WITH APPROVAL	25	34	2009	URU	584	35	3.00	69	1.48
SLOANE AVENUE	2011	CANDY RIDE	34	4	2018	URU	139	7	2.52	23	2.07
TEXAS FEVER	2005	VICTORY GALLOP	29	6	2015	URU	288	14	2.43	30	1.30
CITY BANKER	2005	LODE	24	11	2011	URU	340	13	1.91	31	1.14
IOYA BIGTIME	2007	DYNAFORMER	13	3	2015	URU	218	7	1.61	24	1.38
TRINNIBERG	2009	TEUFLESBERG	13	5	2015	URU	302	8	1.32	36	1.49
MAJESTICPERFECTION	2006	HARLAN'S HOLIDAY	26	1	2019	URU	76	2	1.32	6	0.99
OVERANALYZE	2010	DIXIE UNION	27	1	2020	URU	81	2	1.23	8	1.23
KODIAK KOWBOY	2005	POSSE	31	9	2011	URU	661	14	1.06	63	1.19
DISCREETLY MINE	2007	MINESHAFT	31	1	2017	URU	190	4	1.05	19	1.25
INVASOR	2002	CANDY STRIPES	12	2	2016	URU	201	4	1.00	12	0.75
THE LEOPARD	2005	STORM CAT	40	12	2009	URU	655	13	0.99	41	0.78
WENT THE DAY WELL	2009	PROUD CITIZEN	7	1	2016	URU	168	3	0.89	12	0.89
BRITISH MEDIUM	2004	STORM CAT	14	2	2012	URU	225	4	0.89	12	0.67
VOODOO SWINGE	2006	UNBRIDLED'S SONG	17	1	2013	URU	203	3	0.74	12	0.74
CITY BANKER	2005	LODE	24	11	2011	URU	340	13	1.91	31	1.14
IOYA BIGTIME	2007	DYNAFORMER	13	3	2015	URU	218	7	1.61	24	1.38
TRINNIBERG	2009	TEUFLESBERG	13	5	2015	URU	302	8	1.32	36	1.49
MAJESTICPERFECTION	2006	HARLAN'S HOLIDAY	26	1	2019	URU	76	2	1.32	6	0.99
OVERANALYZE	2010	DIXIE UNION	27	1	2020	URU	81	2	1.23	8	1.23
KODIAK KOWBOY	2005	POSSE	31	9	2011	URU	661	14	1.06	63	1.19
DISCREETLY MINE	2007	MINESHAFT	31	1	2017	URU	190	4	1.05	19	1.25
INVASOR	2002	CANDY STRIPES	12	2	2016	URU	201	4	1.00	12	0.75
THE LEOPARD	2005	STORM CAT	40	12	2009	URU	655	13	0.99	41	0.78
WENT THE DAY WELL	2009	PROUD CITIZEN	7	1	2016	URU	168	3	0.89	12	0.89
BRITISH MEDIUM	2004	STORM CAT	14	2	2012	URU	225	4	0.89	12	0.67
VOODOO SWINGE	2006	UNBRIDLED'S SONG	17	1	2013	URU	203	3	0.74	12	0.74
KEEP CONTROL	2002	ROYAL ACADEMY	8	0	2010	URU	153	2	0.65	13	1.06
POSSE	2000	SILVER DEPUTY	39	1	2016	URU	474	6	0.63	27	0.71
MIDAS TOUCH	2007	GALILEO	10	2	2017	URU	175	2	0.57	9	0.64
A LITTLE WARM	2007	STORMIN FEVER	22	4	2012	URU	386	4	0.52	27	0.87
MOGADOR	2000	DANZIG	23	8	2007	URU	479	5	0.52	31	0.81
BRUJO DE OLLEROS	2008	WILD EVENT	12	2	2015	URU	299	3	0.50	19	0.79
ESSAYONS	1999	DEPUTY MINISTER	8	8	2005	URU	203	2	0.49	11	0.68
VINEYARD HAVEN	2006	LIDO PALACE	15	0	2017	URU	109	1	0.46	6	0.69
TEETH OF THE DOG	2009	BLUEGRASS CAT	17	4	2014	URU	229	2	0.44	13	0.71
MATTERHORN	2011	TAPIT	16	0	2018	URU	115	1	0.43	2	0.22
SARATOGA STORM	2006	STORM CAT	10	1	2011	URU	124	1	0.40	6	0.60
MESTRE GOSIK	2011	CRIMSON TIDE	12	0	2018	URU	62	0	-	7	1.41
E DO SUL	2002	IRISH FIGHTER	12	3	2008	URU	86	0	-	3	0.44
BROOKLYN BOY	2004	GONE WEST	5	3	2011	URU	221	0	-	6	0.34
UNITARIAN	2010	PULPIT	8	0	2017	URU	118	0	-	1	0.11

[Click here for an alphabetical roster of 214 South American sires](#)

SOUTH AFRICA: RETIRED TRIPPI THE TOP APEX SIRE IN SOUTH AFRICA

Just 41 sires were assigned APEX ratings in South Africa and top of the tree is the now-retired **Trippi (2.99)**, perhaps best known in the US as the damsire of the half-brothers Not This Time and Liam's Map. His legacy continues at Drakenstein Stud, which raced and now stands his son Charles Dickens, winner of 10 of his 13 starts including 3 G1's at 1m. Silvano's best son **Vercingetorix (2.79)** comes next, followed by the

Shadwell-raced **Rafeef (2.71)**, a sprinter in South Africa by Redoute's Choice. **Gimmethelight (2.34)**, an Australian-bred son of More Than Ready, has been Champion Sire the last two seasons in South Africa. **Lancaster Bomber (2.17)**, a son of War Front who won the G1 Tattersalls Gold Cup for the Coolmore team, looked set for stardom but died after siring just two crops, and five-time Champion Sire **Silvano (2.12)**, who died in 2021, rounds out the six South African sires with current A Runner Indexes of 2.00+.

TABLE 26: SH APEX SEASON-END 23/24: 41 SIRES IN SOUTH AFRICA BY A RUNNER INDEX

SIRE	YOB	HIS SIRE	23-24 WNRS	TOT SW	FFLS	ST	TOT RNS	A's	A Index	ABC's	ABC Index
TRIPPI	1997	END SWEEP	19	55	2009	RETIRED	653	39	2.99	85	1.63
VERCINGETORIX	2009	SILVANO	122	40	2016	SAF	823	46	2.79	126	1.91
RAFEEF	2012	REDOUTE'S CHOICE	63	19	2018	SAF	388	21	2.71	45	1.45
GIMMETHEGREENLIGHT	2008	MORE THAN READY	113	63	2013	SAF	1412	66	2.34	155	1.37
LANCASTER BOMBER	2014	WAR FRONT	58	5	2020	DEAD	161	7	2.17	11	0.85
SILVANO	1996	LOMITAS	42	101	2004	DEAD	1180	50	2.12	133	1.41
FIRE AWAY	2012	WAR FRONT	29	5	2020	SAF	88	3	1.70	11	1.56
GOLD STANDARD	2013	TRIPPI	17	3	2019	SAF	89	3	1.69	8	1.12
POTALA PALACE	2008	SINGSPIEL	36	4	2015	SAF	270	8	1.48	21	0.97
FUTURA	2010	DYNASTY	28	15	2017	SAF	339	10	1.47	25	0.92
WHAT A WINTER	2007	WESTERN WINTER	66	26	2014	SAF	1193	34	1.42	113	1.18
VAR	1999	FOREST WILDCAT	29	57	2006	DEAD	918	25	1.36	75	1.02
FLOWER ALLEY	2002	DISTORTED HUMOR	51	15	2016	SAF	596	16	1.34	57	1.20
NEW PREDATOR	2012	NEW APPROACH	19	2	2020	SAF	80	2	1.25	5	0.78
ACT OF WAR	2011	DYNASTY	9	4	2017	SAF	201	5	1.24	16	1.00
PATHFORK	2008	DISTORTED HUMOR	34	17	2013	SAF	668	16	1.20	64	1.20
TWICE OVER	2005	OBSERVATORY	39	15	2014	SAF	919	22	1.20	64	0.87
ROYAL MO	2014	UNCLE MO	17	1	2019	SAF	83	2	1.20	5	0.75
THE UNITED STATES	2010	GALILEO	39	5	2018	SAF	212	5	1.18	24	1.42
ORATORIO	2002	DANEHILL	26	26	2007	SAF	909	21	1.16	74	1.02
QUERARI	2006	OASIS DREAM	92	43	2012	SAF	1299	30	1.15	107	1.03
IDEAL WORLD	2005	KINGMAMBO	32	28	2011	SAF	753	17	1.13	71	1.18
CANFORD CLIFFS	2007	TAGULA	68	13	2013	SAF	806	18	1.12	67	1.04
DUKE OF MARMALADE	2004	DANEHILL	23	20	2015	DEAD	913	18	0.99	58	0.79
WILLOW MAGIC	2010	DUBAWI	20	1	2017	SAF	265	5	0.94	23	1.08
MASTER OF MY FATE	2009	JET MASTER	91	23	2015	SAF	1148	21	0.91	91	0.99
CAPTAIN OF ALL	2010	CAPTAIN AL	50	7	2016	SAF	637	11	0.86	42	0.82
VISIONAIRE	2005	GRAND SLAM	27	10	2012	SAF	705	12	0.85	43	0.76
DANON PLATINA	2012	DEEP IMPACT	32	1	2020	SAF	118	2	0.85	5	0.53
POMODORO	2008	JET MASTER	44	8	2015	SAF	682	11	0.81	37	0.68
GLOBAL VIEW	2011	GALILEO	50	6	2017	SAF	480	6	0.63	21	0.55
ERUPT	2012	DUBAWI	57	2	2019	SAF	245	3	0.61	17	0.87
WILLIAM LONGSWORD	2013	CAPTAIN AL	80	8	2018	SAF	436	5	0.57	30	0.86
TIME THIEF	2005	REDOUTE'S CHOICE	20	6	2011	SAF	703	7	0.50	42	0.75
FLYING THE FLAG	2010	GALILEO	22	1	2017	SAF	240	2	0.42	6	0.31
MAMBO IN SEATTLE	2005	KINGMAMBO	15	12	2011	SAF	514	3	0.29	33	0.80
COUP DE GRACE	2011	TAPIT	14	2	2017	SAF	357	1	0.14	12	0.42
HEAVENLY BLUE	2013	SNITZEL	16	1	2020	SAF	45	0	-	3	0.83
HAT PUNTANO	2013	HAT TRICK	5	0	2020	SAF	27	0	-	1	0.46
RABADA	2012	BRAVE TIN SOLDIER	12	0	2019	SAF	58	0	-	1	0.22
HORIZON	2013	DYNASTY	9	0	2020	SAF	55	0	-	0	-

[Click here for an alphabetical roster of 41 South African sires](#)

HONG KONG APEX- SIRES WITH 3+ AB RUNNERS IN HONG KONG

TABLE 27: SH APEX SEASON-END 23/24: 46 SIRES WITH 3+ AB RUNNERS IN HONG KONG

SIRE	YOB	HIS SIRE	23-24 TOT		FFLS	ST	HK RNRS	A's	A Index	AB's	AB Index
			HK WNRS	HK SW							
ACCLAMATION-GB	1999	ROYAL APPLAUSE	2	2	2005	IRE	49	3	3.06	3	1.53
ALL TOO HARD	2009	CASINO PRINCE	4	1	2014	NSW	73	3	2.05	6	2.05
ARCHIPENKO	2004	KINGMAMBO	2	3	2011	DEAD	24	5	10.42	5	5.21
ARTIE SCHILLER	2001	EL PRADO	3	0	2008	AUS	31	1	1.61	3	2.42
CITYSCAPE	2006	SELKIRK	1	2	2015	ARG	9	5	27.78	5	13.89
DARCI BRAHMA	2002	DANEHILL	5	4	2008	RETIRED	126	4	1.59	10	1.98
DEEP FIELD	2010	NORTHERN METEOR	26	3	2016	RETIRED	183	6	1.64	12	1.64
DEEP IMPACT	2002	SUNDAY SILENCE	1	3	2008	DEAD	30	6	10.00	9	7.50
DENMAN	2006	LONHRO	0	1	2015	AUS	59	3	2.54	5	2.12
DUPORTH	2005	RED RANSOM	0	2	2011	RETIRED	41	2	2.44	3	1.83
EPAULETTE	2009	COMMANDS	4	1	2015	TUR	32	2	3.13	3	2.34
EXCEED AND EXCEL	2000	DANEHILL	7	6	2006	RETIRED	186	7	1.88	9	1.21
FASTNET ROCK	2001	DANEHILL	8	4	2011	AUS	127	2	0.79	6	1.18
GALILEO	1998	SADLER'S WELLS	1	3	2003	DEAD	27	6	11.11	6	5.56
HARBOUR WATCH	2009	ACCLAMATION	0	1	2014	DEAD	28	4	7.14	5	4.46
HEART'S CRY	2001	SUNDAY SILENCE	0	0	2008	DEAD	5	2	20.00	3	15.00
HINCHINBROOK	2007	FASTNET ROCK	4	2	2012	DEAD	106	5	2.36	8	1.89
HOLY ROMAN EMPEROR	2004	DANEHILL	6	6	2008	IRE	136	1	0.37	3	0.55
I AM INVINCIBLE	2004	INVINCIBLE SPIRIT	2	1	2011	NSW	87	2	1.15	4	1.15
LONHRO	1998	OCTAGONAL	0	1	2013	AUS	28	3	5.36	3	2.68
LOOKIN AT LUCKY	2007	SMART STRIKE	1	1	2012	CHI	11	2	9.09	3	6.82
MAGNUS	2002	FLYING SPUR	3	1	2009	VIC	43	3	3.49	5	2.91
MAKFI	2007	DUBAWI	3	1	2012	JPN	63	1	0.79	3	1.19
MASTERCRAFTSMAN	2006	DANEHILL DANCER	0	0	2011	DEAD	56	1	0.89	3	1.34
MEDAGLIA D'ORO	1999	EL PRADO	2	1	2006	KY	57	5	4.39	6	2.63
MORE THAN READY	1997	SOUTHERN HALO	2	2	2002	DEAD	77	3	1.95	6	1.95
MYBOYCHARLIE	2005	DANETIME	0	1	2011	TUR	34	2	2.94	3	2.21
NO NAY NEVER	2011	SCAT DADDY	4	1	2016	IRE	31	1	1.61	3	2.42
NOT A SINGLE DOUBT	2001	REDOUTE'S CHOICE	7	2	2006	DEAD	102	6	2.94	10	2.45
OLYMPIC GLORY	2010	CHOISIR	0	1	2016	FR	12	1	4.17	3	6.25
PER INCANTO	2004	STREET CRY	13	0	2012	NZ	166	-	-	4	0.60
PIERRO	2009	LONHRO	2	1	2014	NSW	65	3	2.31	5	1.92
SACRED FALLS	2009	O'REILLY	2	2	2016	DEAD	36	3	4.17	4	2.78
SAVABEEL	2001	ZABEEL	4	4	2006	NZ	139	3	1.08	7	1.26
SEBRING	2005	MORE THAN READY	6	3	2010	DEAD	118	4	1.69	5	1.06
SO YOU THINK	2006	HIGH CHAPARRAL	7	1	2014	AUS	57	1	0.88	3	1.32
STAR WITNESS	2007	STARCRAFT	6	1	2012	VIC	94	2	1.06	5	1.33
STARCRAFT	2000	SOVIET STAR	2	3	2007	VIC	54	2	1.85	5	2.31
STARSPANGLED BANNER	2006	CHOISIR	11	2	2012	IRE	75	5	3.33	8	2.67
STREET BOSS	2004	STREET CRY	3	1	2010	AUS	45	1	1.11	3	1.67
SWEYNESSE	2011	LONHRO	3	1	2017	NZ	25	3	6.00	3	3.00
TAVISTOCK	2005	MONTJEU	8	1	2011	DEAD	113	1	0.44	3	0.66
TEOFILO	2004	GALILEO	0	2	2009	IRE	38	5	6.58	6	3.95
TORONADO	2010	HIGH CHAPARRAL	12	3	2016	AUS	63	6	4.76	8	3.17
WRITTEN TYCOON	2002	IGLESIA	4	1	2008	VIC	88	1	0.57	5	1.42
ZOUSTAR	2010	NORTHERN METEOR	13	1	2020	AUS	92	3	1.63	5	1.36

[Click here for an alphabetical roster of 351 Sires in Hong Kong](#)

SECTION 4: BILL'S TWEETS



Bill Oppenheim @biloppenheim · Sep 23

...

Of all the impressive statistics at @keenlandsales September - including 36 seven-figure sales bought by 24 different entities - the one that impressed me the most is 185 yearlings sold for \$500k+! That is some statement about the depth of the American market.



Bill Oppenheim @biloppenheim · Sep 23

...

Six weeks out from the @BreedersCup so maybe jumping the gun but right now 3 of my votes for the Eclipse Awards: the late great Brereton C Jones @AirdrieStud for Leading Breeder, @KennyMcPeek for Leading Trainer, Flavien Prat (43 GSW this year) for Leading Jockey. Think about it!



Bill Oppenheim @biloppenheim · Sep 21

...

They're dancing in the streets @Haras_d_Etreham as Electrolyte holds on in the G3 Prix Eclipse to make Hello Youmzain the first EU freshman sire to have 2 GSW. Showing definite promise!



Bill Oppenheim @biloppenheim · Sep 18

...

Including 106 post-sale transactions which @keenlandsales now adds into the totals, through Book 4 yesterday the September Sale had grossed \$396,541,000 which means the sale will top \$400-million for the third straight year sometime today. Big expression of confidence by buyers.



Bill Oppenheim @biloppenheim · Sep 15

...

Mehmas @HoStud strikes back! In his 1st crop since he had his 1st runners (important): 191 2yo's, 130 have run, 48 winners, only 3 SW but 13 BTH. Wootton Bassett 1st @coolmorestud crop: 172 2yo's, 58 runners, 24 winners, 8 BTW, 5 GSW. They are 1-2 on EU 2yo Sire List (per TDN).



Bill Oppenheim @biloppenheim · Sep 14

...









Excuse me, that is 8 SW and 5 GSW for Wootton Bassett's 1st @coolmorestud 2yo crop. He could well end up Leading EU 2yo Sire at this rate, with Henri Matisse in tomorrow's G1 National S. And 5 runners in the G1 Moyglare - 4 Frankels & a Too Darn Hot @JuddmonteFarms @DarleyEurope





Bill Oppenheim @biloppenheim · Sep 14


...


From his 1st crop of 2yo's after his 1st runners @TMStallions Not This Time had 4 runners in the G3 Iroquois including the 3-4 & also had 3rd in the G1 Summer S., and in Ireland Green Impact became the 7th SW & 5th GSW from Wootton Bassett's 1st @coolmorestud crop. That's serious


-  **Bill Oppenheim** @billoppenheim · Sep 14 ...
 Freshman Sires today: @Tweenhills 2020 G1 English 2000 Guineas winner Kameko landed a G1W in Woodbine's Summer S. and @spendthriftfarm Vekoma got GSW #1 as Jonathan's Way won the G3 Iroquois at CD.
-  **Bill Oppenheim** @billoppenheim · Sep 12 ...
 Top 1st-crop sires week 1 @keenlandsales September: Maxfield 18/\$396,944 (57 catalogued Books 3-6); Charlatan 44/\$335,909 (55); Yaupon 23/\$282,174 (68); Essential Quality 26/\$237,500 (36)
 @DarleyStallions @HillnDaleFarm @spendthriftfarm
-  **Bill Oppenheim** @billoppenheim · Sep 12 ...
 Top 6 sires with 10+ sold Week 1 @keenlandsales September: Curlin 37/\$659,189 (8 catalogued Books 3-6); Into Mischief 37/\$580,811 (9); Tapit 16/\$562,625 (10); Gun Runner 58/\$545,948 (9); Nyquist 20/\$467,250 (41); Not This Time 52/\$452,885 (46).
-  **Bill Oppenheim** @billoppenheim · Sep 12 ...
 End of 4th session numbers (a few more post sales may be added): 1115 catalogued, 680 sold (61.0%), gross \$261,253,000, average \$384,490. 2023: 1111 catalogued, 686 sold (61.7%), gross \$244,046,000, average \$355,752. Week 1 gross + 7%, average +8%. Book 2 gross +11%, average +9%.
-  **Bill Oppenheim** @billoppenheim · Sep 11 ...
 Top 1st-crop sires 9+ sold 1st 3 days @keenlandsales: Maxfield 11/\$444,091; Charlatan 31/\$355,806; Essential Quality 9/\$322,778; Yaupon 13/\$299,615 @DarleyStallions @HillnDaleFarm @spendthriftfarm. More tomorrow after conclusion Book 2/Week 1.
-  **Bill Oppenheim** @billoppenheim · Sep 11 ...
 Top sires 1st 3 days @keenlandsales September, 10+ sold: Curlin 29/\$720,172; Tapit 14/\$618,571; Into Mischief 31/\$615,161; Gun Runner 42/\$608,690; Not This Time 34/\$508,235 @HillnDaleFarm @Gainesway @spendthriftfarm @ThreeChimneys1 @TMStallions. First-crop sires follow.
-  **Bill Oppenheim** @billoppenheim · Sep 11 ...
 After 1st 3 days @keenlandsales September (including post sale, '23 in parentheses): 455 sold/743 catalogued, 61.2% (vs 62.6%), gross \$197,532,000 (+5%). average \$434,436 (+7%); 34 sold for \$1m+. 3-session sire averages follow.
-  **Bill Oppenheim** @billoppenheim · Sep 10 ...
 With 5% fewer catalogued 11% fewer sold at @keenlandsales September Book 1 as sold/catalogued dipped from 62.5% to 58.7%. '24: 213 sold/363 catalogued, gross \$122,010,000 (vs \$121,615,000 in '23), average +12% to \$572,817 (\$510,987) including post-sales. Top sales sires follow.

 **Bill Oppenheim** @biloppenheim · Sep 8 ...
The world's biggest & most important yearling sale. @keenelandsales September, gets underway tomorrow. Book 1 last year grossed \$121m (including post sale), so look for \$55m gross tomorrow with 5% fewer catalogued. 4407 catalogued total +5%, the target once again \$400m.

 **Bill Oppenheim** @biloppenheim · Aug 26 ...
Our research says 80% of sires who have 4 G1 winners by end of year 1st 5yo's run qualify as serious sires. @coolmostud Practical Joke has 2 3yo 7f G1 winners at Saratoga, Ways And Means (Test) & Domestic Product (Jerkens) + Chocolate Gelato & Practical Move & hits the target.


 **Bill Oppenheim** @biloppenheim · Aug 26 ...
2nd Irish F2021 @IrishNatStud Invincible Spirit: @YeomanstownStud Invincible Army has 8 APEX ABC Runners this year, all 3yo's, including SW Kitty's Rose (2x Group-placed) & SW and Sunday's G3 Meautry-placed James's Delight. Both this sire & @HoStud Inns of Court G2W sprinters.

 **Bill Oppenheim** @biloppenheim · Aug 26 ...
In a strong group of EU 2nd-crop sires 2 Irish €5000 sons of @IrishNatStud Invincible Spirit: @TallyHoStud Inns of Court now has 10 APEX ABC Runners in 2 seasons, all as 2yo's, incl Sat G3 Prestige winner Anshoda, also G2-placed Mighty Eriu & The Strikin Viking (continued).

 **Bill Oppenheim** @biloppenheim · Aug 23 ...
He won the G2 Coventry as a 2yo, the G1 King's Stand as a 3yo & now the G1 Nunthorpe as a 4yo. That is an impressive CV. Congratulations to connections.

 **Hollie Doyle** @HollieDoyle1 · Aug 23

Bradsell the G1 Nunthorpe winner!
Unbelievable effort from the whole team @Archie_Watson to get him back on track & congratulations to owners Victorious Racing! 🌟

 **Bill Oppenheim** @biloppenheim · Aug 22 ...
Galileo's 100th G1 winner - Content wins the G1 Yorkshire Oaks @coolmostud. Never been done, probably never will be again. The greatest.

 **Bill Oppenheim** @biloppenheim · Aug 21 ...
Some statement by @coolmostud at @yorkracecourse today: The Lion in Winter (@AgaKhanStuds Sea The Stars has an 0.63 2yo rating so how good was this?) in the G3 Acomb, G1 Irish Derby winner Los Angeles in the G2 Great Voltigeur, and City of Troy in the G1 Juddmonte. Boom.