

Thoroughbred Market Report



MARCH 2024

Editor – Bill Oppenheim, bopp@billoppenheim.com
Managing Editor – Emily J Plant PhD, emily@billoppenheim.com
Worldwide Sales Ticker – Brianne Stanley, bristanley1@gmail.com

Copyright 2024: The Bill Oppenheim Group

For subscription information go to www.billoppenheim.com
or contact info@billoppenheim.com

Thoroughbred Market Report

MARCH 2024



Frankel, leading sire of ANZ yearlings in 2024
Photo courtesy Juddmonte

TABLE OF CONTENTS	PAGE
SECTION 1: ANZ YEARLING SALES	1
SECTION 2: NA 2YO SALES- OBS MARCH	5
SECTION 3: WORLDWIDE SALES TICKER	7
SECTION 4: BILL'S TWEETS	9

IN THIS ISSUE

- There are 14 yearlings by **Frankel** catalogued to the April 7-8 Inglis Sydney Easter Yearling Sale, which is good news for their consignors as his six yearlings sold so far in Australia this year have averaged A\$650,000. The three leading sires by number catalogued are **I Am Invincible** (44), who's had 41 yearlings average \$550,488 at the ANZ sales so far; **Snitzel** (40), who's had 46 average \$475,978; and **Zoustar** (36), who's had 52 average \$406,731. Number two domestic (non-Frankel) sire on average is F2018 **Extreme Choice**, who's had 22 yearlings average \$510,000 and has eleven catalogued for Easter.
- OBS March kicked off the US Two-Year-Old sales with numbers very similar to last year – gross down 6%, average down 5% to \$66,437,600 (2023: \$70,399,500) and \$148,963 (\$156,792) and a \$1.8-million sale-topping filly bought by Donato Lanni to go to Bob Baffert from the first crop of Ocala Stud's **Win Win Win. Not This Time** (4 averaged \$645,000 including colts for \$1.5-million and \$850,000), **Uncle Mo** (8/\$407,500), **Twirling Candy** (8/\$310,000), and **Munnings** (12/\$217,500) all sold very well.
- Worldwide Sales Tickers on the major Australasian yearling sales and OBS March.
- Bill's Tweets.

To subscribe to the Thoroughbred Market Report please visit
<https://billoppenheim.com/abouttmr.php> or email emily@billoppenheim.com

SECTION 1: AUSTRALASIAN SALES

FOUR ANZ SIRES CARRY A\$400K+ YEARLING AVERAGES INTO SYDNEY EASTER

Though there is universal agreement that things are decidedly shaky in the middle market ranges the Australasian yearling market has on the whole held up pretty well so far in 2024. Through the end of the Magic Millions Perth Sale 3,673 yearlings have sold in the ANZ yearling sales for total revenues of A\$477,844,500 and an average of A\$130,097, both down just 2% from 2023, though the percentage sold/ring has dropped by 4.7% and the percentage sold/catalogued is down by almost 3%. The Magic Millions January sale, which grossed \$239-million (down \$4-million from 2023) this year, has accounted for almost exactly half of the total ANZ yearling sale revenues thus far; New Zealand's Karaka sale, boosted by a revival in prize money for NZ racing, was up NZ\$10-million, but both Inglis Classic in Sydney and their Melbourne sale were down about A\$6-million each. Compared to the record 2022 year the sales so far are down 7% in gross and 6% in average. Inglis' Sydney Easter Sale, the second-highest grossing and the highest average ANZ yearling sale, was down A\$15-million in 2023 so no one's feeling overly confident at the moment, but with 44 yearlings catalogued by I Am Invincible, 40 by Snitzel, and 36 by Zoustar there are still going to be plenty of big numbers.



Frankel, Juddmonte

Four Northern Hemisphere sires who now cover Southern time have averaged over A\$150,000 at the SH sales so far, headed by Juddmonte's pair of **Frankel** (6 sold/average A\$650,000) and **Kingman** (3/\$486,667). **Lope de Vega** has had six sell for an average of \$193,333, and **Camelot** has had two sell, averaging \$157,500. Four domestic sires have averaged over \$400,000: **I Am Invincible**, who is now

nearly \$9-million ahead of **So You Think**, has already all but wrapped up his third consecutive sire championship and has had 41 yearlings average \$550,488 so far this yearling season; F2018 **Extreme Choice**, who made a sensational start in the 2020/2021 racing season, has had 22 average \$510,000; four-time champion sire **Snitzel** has had 46 average \$475,978; and **Zoustar**, very likely the next champion sire in waiting, has had 52 average \$406,731. Coolmore shuttlers **Wootton Bassett** (first Australian crop) and **Justify** have averaged \$377,400 and \$303,889 with 50 and 27 sold respectively; they are split by the recently-retired **Exceed And Excel**, now sire of more than 200 stakes winners worldwide, who has had 13 yearlings average \$343,846 this year.



Kingman, Juddmonte

Eight first-crop yearling sires have six-figure averages so far with another three averaging in the 90's. Wootton Bassett (50/\$377,400), who is a first-crop yearling sire in Australia but has 10 crops of racing age in the Northern Hemisphere, is the comfortable leader among this group though of course he is advantaged by having considerable 'previous' form. Tops among domestic sires is 2020 G1 Golden Slipper winner **Farnan** (56 sold, avg \$226,875), like Extreme Choice by Redoute's Choice's second-best sire son (after Snitzel), Not A Single Doubt. Three other homegrown sires have six-figure averages: **Ole Kirk** (59/\$149,280), by Written Tycoon out of a full sister to the superstar Black Caviar and winner of the G1 Golden Rose (1400m) and G1 Caulfield Guineas (1600m) as a spring 3yo; **Bivouac** (55/\$125,455), Godolphin's three-time G1-winning sprinter by Exceed And Excel; and **King's Legacy** (68/\$112,191), one of the last sire sons of the legendary Redoute's Choice and winner of the 1400m G1 Sires' Produce and 1600m G1 Champagne as a 2yo.



Extreme Choice, Newgate

Besides Wootton Bassett three other shuttlers have first-crop yearling six-figure averages so far: New Zealand's Cambridge Stud's **Hello Youmzain** (45/\$152,467), a dual G1-winning 6-furlong sprinter in England by Kodiak; Arrowfield's Japanese shuttler **Admire Mars** (20/\$112,000), a three-time 1m G1 winner at two and three by Daiwa Major; and Godolphin's **Ghaiyyath** (14/\$100,429), a beautifully-bred three-time G1 winner by Dubawi out of a Galileo mare. Averaging in the 90's so far are three Australian-raced horses: **North Pacific** (50/\$93,400), by I Am Invincible's son Brazen Beau; **Russian Camelot** (17/\$93,118), a Northern Hemisphere-bred but Southern Hemisphere-raced son of Camelot; and **Prague** (17/\$93,029), another from the final crops of Redoute's Choice.



I Am Invincible, Yarraman Park

A total of 500 yearlings are catalogued to the Inglis Sydney Easter Sale April 7-8. Last year 355 sold of 457 catalogued (77.7%) for an average of \$390,197; in 2022 there were 383 sold/487 catalogued (78.6%) for a \$399,700 average. Besides I Am Invincible (44), Snitzel (40), and Zoustar (36), five other sires have 20+ catalogued to the Easter Sale: **Written Tycoon** (31), Wootton Bassett (27), F2020 (1st 3yo's) **The Autumn Sun** (22), F2018 (1st 5yo's) **Capitalist** (21), and 2022/23 and 2023/24 General Sire List runner-up So You Think (20).

AUSTRALASIAN YEARLING SALES 2024- LEADING SIRES OF YEARLINGS, 2+ SOLD

Thru 15 March 2024: Magic Millions January, Perth, Tasmania, GC March; Inglis Classic & Melbourne 2024 Yearlings; NZB Karaka

SIRE NAME	YOB	HIS SIRE	FFLS	ST	2023 FEE	2021 FEE	# CAT	# RING	# SOLD	AU\$ AVG	AU\$ MED
FRANKEL	2008	GALILEO	2014	ENG	-	-	8	7	6	650,000	737,500
I AM INVINCIBLE	2004	INVINCIBLE SPIRIT	2011	NSW	302,500	220,000	67	54	41	550,488	450,000
EXTREME CHOICE	2013	NOT A SINGLE DOUBT	2018	NSW	275,000	PVT	29	25	22	510,000	362,500
KINGMAN	2011	INVINCIBLE SPIRIT	2016	ENG	125,000	150,000	5	4	3	486,667	650,000
SNITZEL	2002	REDOUTE'S CHOICE	2007	NSW	247,500	165,000	65	60	46	475,978	400,000
ZOUSTAR	2010	NORTHERN METEOR	2015	NSW	220,000	154,000	70	60	52	406,731	380,000
WOOTTON BASSETT	2008	IFFRAAJ	2022	NSW	93,500	71,500	63	55	50	377,400	262,500
EXCEED AND EXCEL	2000	DANEHILL	2005	RETIRE	132,000	132,000	16	15	13	343,846	350,000
JUSTIFY	2015	SCAT DADDY	2020	NSW	77,000	55,000	33	31	27	303,889	210,000
SAVABEEL	2001	ZABEEL	2006	NZ	100,000	100,000	64	54	46	271,630	240,000
PROISIR	2009	CHOISIR	2016	NZ	70,000	12,500	48	44	36	260,833	215,000
DEEP FIELD	2010	NORTHERN METEOR	2016	RETIRE	-	88,000	46	43	36	252,361	200,000
TOO DARN HOT	2016	DUBAWI	2021	NSW	44,000	44,000	40	36	29	252,069	150,000
WRITTEN TYCOON	2002	IGLESIA	2008	VIC	Pvt	165,000	86	76	70	238,714	195,000
FARNAN	2017	NOT A SINGLE DOUBT	2022	NSW	55,000	55,000	77	65	56	226,875	175,000
FASTNET ROCK	2001	DANEHILL	2006	NSW	110,000	165,000	12	12	10	202,000	215,000
LOPE DE VEGA	2007	SHAMARDAL	2012	IRE	-	-	6	6	6	193,333	180,000
CAPITALIST	2013	WRITTEN TYCOON	2018	NSW	77,000	99,000	104	99	85	193,282	150,000
SATONO ALADDIN	2011	DEEP IMPACT	2019	NZ	45,000	12,500	24	23	21	180,714	100,000
ALABAMA EXPRESS	2016	REDOUTE'S CHOICE	2021	VIC	22,000	24,750	29	27	25	175,980	160,000
SO YOU THINK	2006	HIGH CHAPARRAL	2013	NSW	99,000	77,000	79	71	62	161,331	142,500
THE AUTUMN SUN	2015	REDOUTE'S CHOICE	2020	NSW	66,000	66,000	42	39	27	157,963	120,000
CAMELOT	2009	MONTJEU	2015	IRE	-	-	4	3	2	157,500	157,500
ARDROSSAN	2014	REDOUTE'S CHOICE	2020	NZ	10,000	3,000	20	0	15	156,233	155,000
PER INCANTO	2004	STREET CRY	2012	NZ	50,000	25,000	68	57	42	154,286	150,000
HELLO YOUMZAIN	2016	KODIAC	2022	NZ	30,000	30,000	58	49	45	152,467	150,000
TORONADO	2010	HIGH CHAPARRAL	2016	VIC	88,000	49,500	78	68	60	150,875	120,000
SUPER SETH	2016	DUNDEEL	2021	NZ	35,000	35,000	48	47	40	150,850	105,000
DUNDEEL	2009	HIGH CHAPARRAL	2015	NSW	82,500	66,000	40	37	29	150,483	100,000
STREET BOSS	2004	STREET CRY	2010	NSW	66,000	55,000	33	30	27	149,593	120,000
OLE KIRK	2017	WRITTEN TYCOON	2022	NSW	55,000	55,000	82	71	59	149,280	120,000
STARSPANGLED BANNER	2006	CHOISIR	2012	VIC	33,000	16,500	11	10	8	148,750	70,000
MAURICE	2011	SCREEN HERO	2018	JPN	82,500	44,000	71	66	53	148,491	130,000
SMART MISSILE	2008	FASTNET ROCK	2013	NSW	13,200	16,500	6	6	4	145,250	82,500
PIERRO	2009	LONHRO	2014	NSW	82,500	110,000	43	41	38	136,316	112,500
BLUE POINT	2014	SHAMARDAL	2021	VIC	44,000	44,000	49	43	36	132,917	92,500
BIVOUAC	2016	EXCEED AND EXCEL	2022	NSW	66,000	66,000	75	69	55	125,455	100,000
RUSSIAN REVOLUTION	2013	SNITZEL	2019	NSW	88,000	44,000	65	61	52	125,394	100,000
SPIRIT OF BOOM	2007	SEQUALO	2015	QLD	38,500	33,000	77	72	61	125,131	90,000
BRAZEN BEAU	2011	I AM INVINCIBLE	2016	VIC	44,000	49,500	33	30	25	120,500	85,000
PLAYING GOD	2007	BLACKFRIARS	2015	WA	33,000	16,500	43	42	39	119,423	90,000
ALMANZOR	2013	WOOTTON BASSETT	2019	NZ	50,000	30,000	73	66	51	116,098	100,000
HELLBENT	2012	I AM INVINCIBLE	2019	NSW	38,500	22,000	61	54	45	113,178	100,000
KING'S LEGACY	2017	REDOUTE'S CHOICE	2022	NSW	27,500	33,000	91	86	68	112,191	100,000
ADMIRE MARS	2016	DAIWA MAJOR	2022	NSW	22,000	22,000	21	21	20	112,000	87,500
OCEAN PARK	2008	THORN PARK	2014	NZ	30,000	30,000	57	51	40	111,125	90,000
LONHRO	1998	OCTAGONAL	2005	NSW	-	66,000	12	8	7	104,286	110,000
SHAMUS AWARD	2010	SNITZEL	2015	VIC	60,500	33,000	55	42	31	101,742	100,000
D'ARGENTO	2014	SO YOU THINK	2021	NSW	-	16,500	14	13	10	101,500	52,500
HARRY ANGEL	2014	DARK ANGEL	2020	NSW	33,000	16,500	35	35	31	101,323	80,000
GHAIYYATH	2015	DUBAWI	2022	VIC	27,500	27,500	18	16	14	100,429	77,500
STAR TURN	2013	STAR WITNESS	2018	NSW	27,500	16,500	41	36	31	96,419	65,000
NORTH PACIFIC	2017	BRAZEN BEAU	2022	NSW	22,000	22,000	74	66	50	93,400	65,000
RUSSIAN CAMELOT	2017	CAMELOT	2022	VIC	19,800	22,000	28	24	17	93,118	50,000
PRAGUE	2017	REDOUTE'S CHOICE	2022	NSW	16,500	16,500	23	20	17	93,029	50,000
ROYAL MEETING	2016	INVINCIBLE SPIRIT	2021	VIC	-	11,000	9	7	5	92,600	60,000

For a complete roster of all 246 sires with yearlings sold at 2024 Australasian yearling sales, please [click here](#)

INGLIS EASTER YEARLING SALE PREVIEW- STALLIONS WITH 2+ YRLGS CATALOGUED

SIRE NAME	FFLS	ST	2023 FEE	2021 FEE	APEX A RNR INDEX	# YRLG SOLD 2024	YRLG AVG 2024	# COLT	# FILLY	TOTAL EASTER
BIVOUAC	2022	NSW	66,000	66,000	-	55	125,455	6	2	8
BLUE POINT	2021	VIC	44,000	44,000	-	36	132,917	2	5	7
CAPITALIST	2018	NSW	77,000	99,000	1.64	85	193,282	9	12	21
DEEP FIELD	2016	RETIRED	-	88,000	1.24	36	252,361	4	7	11
DIRTY WORK	2022	VIC	13,200	19,800	-	28	82,589	2	0	2
DUNDEEL	2015	NSW	82,500	66,000	1.84	29	150,483	3	13	16
EXCEED AND EXCEL	2005	RETIRED	132,000	132,000	2.26	13	343,846	8	4	12
EXCEEDANCE	2021	NSW	33,000	33,000	-	26	90,942	2	0	2
EXTREME CHOICE	2018	NSW	275,000	PVT	4.91	22	510,000	3	8	11
FARNAN	2022	NSW	55,000	55,000	-	56	226,875	8	8	16
FASTNET ROCK	2006	NSW	110,000	165,000	3.33	10	202,000	2	3	5
FRANKEL	2014	ENG	-	-	-	6	650,000	7	7	14
I AM INVINCIBLE	2011	NSW	302,500	220,000	2.74	41	550,488	20	24	44
JUSTIFY	2020	NSW	77,000	55,000	4.55	27	303,889	3	6	9
KING'S LEGACY	2022	NSW	27,500	33,000	-	68	112,191	1	3	4
LONHRO	2005	NSW	-	66,000	1.95	7	104,286	1	2	3
LOPE DE VEGA	2012	IRE	-	-	3.13	6	193,333	3	0	3
LUCKY VEGA	2022	VIC	16,500	22,000	-	24	64,354	2	1	3
MAURICE	2018	JPN	82,500	44,000	1.76	53	148,491	8	6	14
OLE KIRK	2022	NSW	55,000	55,000	-	59	149,280	2	8	10
PER INCANTO	2012	NZ	50,000	25,000	1.87	42	154,286	2	4	6
PIERATA	2021	VIC	44,000	44,000	-	51	75,941	1	1	2
PIERRO	2014	NSW	82,500	110,000	1.73	38	136,316	7	3	10
PROISIR	2016	NZ	70,000	12,500	2.03	36	260,833	1	1	2
RUSSIAN REVOLUTION	2019	NSW	88,000	44,000	2.41	52	125,394	4	3	7
SATONO ALADDIN	2019	NZ	45,000	12,500	4.50	21	180,714	0	2	2
SAVABEEL	2006	NZ	100,000	100,000	2.90	46	271,630	5	1	6
SHAMUS AWARD	2015	VIC	60,500	33,000	2.21	31	101,742	0	3	3
SIYOUNI	2012	FR	150,000	140,000	-	-	-	1	1	2
SNITZEL	2007	NSW	247,500	165,000	3.17	46	475,978	20	20	40
SO YOU THINK	2013	NSW	99,000	77,000	2.41	62	161,331	10	10	20
SPIRIT OF BOOM	2015	QLD	38,500	33,000	1.70	61	125,131	2	1	3
STAR TURN	2018	NSW	27,500	16,500	1.15	31	96,419	2	0	2
STREET BOSS	2010	NSW	66,000	55,000	1.35	27	149,593	5	4	9
SUPER SETH	2021	NZ	35,000	35,000	-	40	150,850	0	3	3
THE AUTUMN SUN	2020	NSW	66,000	66,000	3.01	27	157,963	10	12	22
TOO DARN HOT	2021	NSW	44,000	44,000	-	29	252,069	2	4	6
TORONADO	2016	VIC	88,000	49,500	1.80	60	150,875	3	5	8
TRAPEZE ARTIST	2020	NSW	55,000	66,000	0.93	46	85,120	5	5	10
WOOTTON BASSETT	2022	NSW	93,500	71,500	-	50	377,400	14	13	27
WRITTEN BY	2020	NSW	27,500	24,750	2.03	35	72,157	0	3	3
WRITTEN TYCOON	2008	VIC	Pvt	165,000	1.66	70	238,714	13	18	31
YES YES YES	2021	NSW	33,000	38,500	-	30	54,017	0	3	3
ZOUSAIN	2021	NSW	22,000	19,800	-	55	75,945	0	2	2
ZOUSTAR	2015	NSW	220,000	154,000	2.39	52	406,731	14	22	36

[For a complete roster of all 65 sires with yearlings catalogued at Inglis Easter sale, please click here](#)

SECTION 2: NORTH AMERICAN SALES RESULTS



*\$1.8M OBS March Sale Topper hip 788 (Win Win Win x Unanimity (Union Rags))
Consigned by Ocala Stud, purchaser Donato Lanni for Zedan Racing
Photo courtesy OBS Sales*

OBS MARCH SALE TOTALS \$66.4M

With the demise of Fasig-Tipton's Gulfstream Park sale there has been a further consolidation of the US 2-year-old market in Ocala, to the point that OBS in 2023 accounted for 82% of the US Two-Year-Old in Training market. Last year nearly 200 more 2yo's were catalogued to the March sale than in 2022 and the gross jumped from \$49.5-million to \$70,399,500 in 2023. This year the sale was off 6% in gross as 446 sold (52.3% of those catalogued, with 30% withdrawals) for \$66,437,600, and the average was off 5%, to \$148,963. So roughly the same as last year.

You wouldn't have picked out beforehand that a filly from the first crop of **Win Win Win** out of an unplaced Union Rags mare would top the sale at \$1.8-million but the record of Donato Lanni and Bob Baffert at the 2-year-old sales tells us she must have been one impressive filly. Win Win Win was a homebred for Live Oak Stud, trained by Michael Trombetta. He was third to Tacitus in the G2 Tampa Bay Derby and second to Vekoma in the G2 Blue Grass, and after finishing in the

ruck in both the G1 Kentucky Derby and G1 Preakness he bounced back to win the 1m Manila at Belmont Park on the grass on the Fourth of July in what proved to be his final start as a 3yo. He ran three times at four, winning the seven-furlong G1 Forego at Saratoga in the slop in his final outing. He stands at Ocala Stud, springboard for quite a few good stallions, for \$5,000.

Not too many sires have too many sell in just one sale but one who did ring the bell is Taylor Made's **Not This Time**, who had colts bring \$1.5-million and \$850,000 off a 2021 stud fee of \$40,000. **Uncle Mo**, who had such a strong Book 1 at Keeneland September last year, had eight sell for an average of \$407,500. Lane's End's **Twirling Candy** also had eight sell which averaged \$310,000; and Ashford's **Munnings**, also from a 2021 stud fee of \$40,000, had 12 sell for an average of \$217,500. It's always a good idea to breed to a horse at \$40,000 who's going to be standing for a lot more by the time you have something to sell.

NORTH AMERICAN SIRES OF TWO-YEAR-OLDS

Thru March 18, 2024- OBS March- Sires with 2+ sold for 80k+ average.

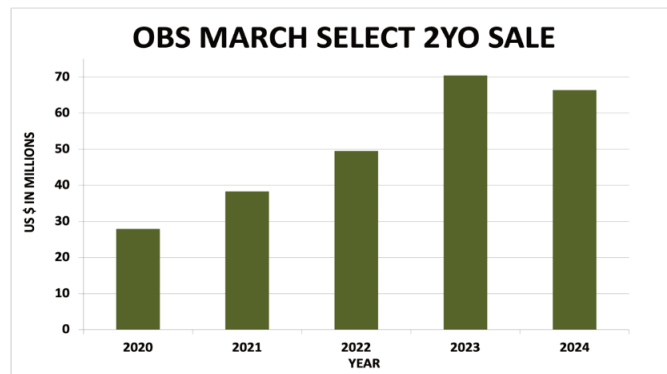
SIRE NAME	YOB	HIS SIRE	FFLS	ST	2024 FEE	2021 FEE	# CAT	# RING	# SOLD	US\$ AVG	US\$ MED
WIN WIN WIN	2016	HAT TRICK	2022	FL	5,000	5,000	4	4	2	965,000	965,000
TAPIT	2001	PULPIT	2006	KY	185,000	185,000	3	2	2	900,000	900,000
NOT THIS TIME	2014	GIANT'S CAUSEWAY	2018	KY	150,000	40,000	7	4	4	645,000	505,000
AUTHENTIC	2017	INTO MISCHIEF	2022	KY	50,000	75,000	13	8	4	480,000	380,000
SHANCELOT	2016	SHANGHAI BOBBY	2022	KY	5,000	7,500	4	3	2	432,500	432,500
UNCLE MO	2008	INDIAN CHARLIE	2013	KY	150,000	175,000	16	10	8	407,500	400,000
FLATTER	1999	A.P. INDY	2005	DEAD	-	35,000	9	7	5	392,000	225,000
AMERICAN PHAROAH	2012	PIONEEROF THE NILE	2017	KY	50,000	100,000	3	2	2	387,500	387,500
BERNARDINI	2003	A.P. INDY	2008	DEAD	-	35,000	7	6	5	353,000	255,000
GUN RUNNER	2013	CANDY RIDE	2019	KY	250,000	50,000	11	3	3	341,667	200,000
TWIRLING CANDY	2007	CANDY RIDE	2013	KY	60,000	40,000	15	11	8	310,000	230,000
MEDAGLIA D'ORO	1999	EL PRADO	2006	KY	75,000	150,000	4	4	4	306,250	287,500
CURLIN	2004	SMART STRIKE	2010	KY	250,000	175,000	5	3	3	291,667	325,000
NYQUIST	2013	UNCLE MO	2018	KY	85,000	75,000	8	7	6	287,500	225,000
CONSTITUTION	2011	TAPIT	2017	KY	110,000	85,000	4	4	4	266,250	112,500
LIAM'S MAP	2011	UNBRIDLED'S SONG	2017	KY	40,000	30,000	10	7	6	238,333	215,000
TIZ THE LAW	2017	CONSTITUTION	2022	KY	20,000	40,000	9	9	6	220,833	122,500
MUNNINGS	2006	SPEIGHTSTOWN	2012	KY	75,000	40,000	20	15	12	217,500	135,000
MITOLE	2015	ESKENDEREYA	2021	KY	15,000	15,000	14	10	6	213,667	92,500
CANDY RIDE	1999	RIDE THE RAILS	2006	KY	75,000	75,000	4	4	4	213,000	150,000
MORE THAN READY	1997	SOUTHERN HALO	2002	DEAD	-	65,000	6	5	4	210,000	165,000
MCKINZIE	2015	STREET SENSE	2022	KY	30,000	30,000	19	13	9	209,444	85,000
LAOBAN	2013	UNCLE MO	2018	DEAD	-	25,000	4	4	3	200,667	65,000
GAME WINNER	2016	CANDY RIDE	2022	KY	20,000	30,000	13	9	7	198,571	150,000
PRACTICAL JOKE	2014	INTO MISCHIEF	2019	KY	45,000	22,500	14	8	6	182,667	170,000
IMPROBABLE	2016	CITY ZIP	2022	KY	15,000	40,000	16	12	10	173,500	97,500
GOOD MAGIC	2015	CURLIN	2020	KY	125,000	30,000	7	2	2	170,000	170,000
ARMY MULE	2014	FRIESAN FIRE	2020	KY	25,000	7,500	4	4	3	160,000	125,000
BEE JERSEY	2014	JERSEY TOWN	2020	KY	Private	5,000	4	4	2	160,000	160,000
VEKOMA	2017	CANDY RIDE	2022	KY	15,000	20,000	23	15	9	153,333	130,000
MIDNIGHT LUTE	2003	REAL QUIET	2010	KY	10,000	15,000	3	2	2	145,000	145,000
OMAHA BEACH	2016	WAR FRONT	2021	KY	40,000	35,000	10	5	5	142,400	100,000
CITY OF LIGHT	2014	QUALITY ROAD	2020	KY	35,000	40,000	11	8	8	133,750	105,000
TOM'S D'ETAT	2013	SMART STRIKE	2022	KY	7,500	17,500	4	2	2	132,500	132,500
COMPLEXITY	2016	MACLEAN'S MUSIC	2022	KY	12,500	12,500	24	16	10	131,700	100,000
TAKE CHARGE INDY	2009	A.P. INDY	2015	KY	10,000	15,000	3	3	3	130,667	50,000
ADIOS CHARLIE	2008	INDIAN CHARLIE	2013	FL	3,000	4,000	2	2	2	130,000	130,000
BOLT D'ORO	2015	MEDAGLIA D'ORO	2020	KY	60,000	15,000	11	8	5	130,000	130,000
AUDIBLE	2015	INTO MISCHIEF	2021	KY	15,000	22,500	9	6	6	129,833	147,500
MACLEAN'S MUSIC	2008	DISTORTED HUMOR	2014	KY	40,000	20,000	19	9	7	126,429	100,000
GLOBAL CAMPAIGN	2016	CURLIN	2022	KY	12,500	12,500	17	13	10	109,000	100,000
WAR OF WILL	2016	WAR FRONT	2022	KY	25,000	25,000	8	6	4	100,250	100,000
UNIFIED	2013	CANDY RIDE	2019	LA	3,500	10,000	6	4	4	99,750	68,500
AMERICAN FREEDOM	2013	PULPIT	2019	AR	3,500	6,000	4	2	2	98,500	98,500
HARD SPUN	2004	DANZIG	2009	KY	35,000	35,000	5	3	3	98,000	85,000
HONEST MISCHIEF	2016	INTO MISCHIEF	2022	NY	6,500	6,500	11	5	5	97,800	55,000
CARACARO	2017	UNCLE MO	2022	KY	6,500	6,500	11	8	8	95,875	77,500
GIFT BOX	2013	TWIRLING CANDY	2022	KY	5,000	10,000	7	5	3	89,000	95,000
BRETHREN	2008	DISTORTED HUMOR	2015	FL	4,000	7,500	2	2	2	87,500	87,500
STREET BOSS	2004	STREET CRY	2010	AUS	-	15,000	4	2	2	87,500	87,500
HONOR A. P.	2017	HONOR CODE	2022	KY	10,000	15,000	7	6	5	85,400	35,000
KANTHAROS	2008	LION HEART	2012	KY	15,000	30,000	7	4	2	85,000	85,000
CARAVAGGIO	2014	SCAT DADDY	2019	JPN	-	25,000	10	5	3	83,333	60,000
VOLATILE	2016	VIOLENCE	2022	KY	15,000	17,500	20	11	7	81,714	45,000
CONNECT	2013	CURLIN	2019	KY	15,000	15,000	2	2	2	80,000	80,000

For a complete roster of all 162 NA sires with two-year-olds sold at OBS March, please [click here](#)

SECTION 3: WORLDWIDE SALES TICKER

NORTH AMERICAN AND EUROPEAN MIXED SALES 2023/24 & AUSTRALASIAN YEARLING SALES

THROUGH MARCH 18, 2024



YEAR	CAT	RING	SOLD	% W/D	% S/R	% S/C	GROSS \$	AVG \$
2024	853	597	446	30.0%	74.7%	52.3%	66,437,600	148,963
2023	833	585	449	29.8%	76.8%	53.9%	70,399,500	156,792
2022	635	430	371	32.3%	86.3%	58.4%	49,498,000	133,418
2021	563	397	325	29.5%	81.9%	57.7%	37,970,000	116,831
2020	681	485	291	28.8%	60.0%	42.7%	27,902,500	95,885



YEAR	CAT	RING	SOLD	% W/D	% S/R	% S/C	GROSS \$	AVG \$
2024	352	327	278	7.1%	85.0%	79.0%	20,467,500	73,624
2023	327	298	268	8.9%	89.9%	82.0%	19,651,500	73,326
2022	338	310	274	8.3%	88.4%	81.1%	18,773,000	68,515
2021	303	279	256	7.9%	91.8%	84.5%	14,014,500	54,744
2020	331	311	259	6.0%	83.3%	78.2%	13,247,000	51,147





YEAR	CAT	RING	SOLD	% W/D	% S/R	% S/C	GROSS \$	AVG \$
2024	800	712	568	11.0%	79.8%	71.0%	58,838,500	103,589
2023	816	691	582	15.3%	84.2%	71.3%	64,689,500	111,150
2022	793	732	625	7.7%	85.4%	78.8%	90,657,000	145,051
2021	804	715	620	11.1%	86.7%	77.1%	71,300,500	115,001
2020	784	692	576	11.7%	83.2%	73.5%	57,220,000	99,340





YEAR	CAT	RING	SOLD	% W/D	% S/R	% S/C	GROSS \$	AVG \$
2024	5,092	4,560	3,673	10.4%	80.5%	72.1%	477,844,500	130,097
2023	4,859	4,288	3,652	11.8%	85.2%	75.2%	485,408,500	132,916
2022	4,852	4,429	3,722	8.7%	84.0%	76.7%	516,505,500	138,771
2021	4,656	4,154	3,603	10.8%	86.7%	77.4%	434,178,000	120,505
2020	4,832	4,302	3,580	11.0%	83.2%	74.1%	396,130,598	110,651


SECTION 4: BILL'S TWEETS


 **Bill Oppenheim** @biloppenheim · 13h ...
Australian Broodmare Sires: Encosta De Lago and Redoute's Choice have won the last 8 titles, 4 each & 1-2 last 6 seasons. New kid in town is Fastnet Rock, has edged ahead of Encosta & could be new champ if Storm Boy wins the Golden Slipper @CoolmoreAus @ArrowfieldStud


 **Bill Oppenheim** @biloppenheim · 14h ...
Australian Sire Report: I Am Invincible (\$25m) is almost A\$9-million in front for his 3rd successive sire championship, over So You Think (\$16m) with Zoustar (\$15m) close up in 3rd. Zoustar is leading sire of winners (157) over 'Vinny' (129) @yarramanpark @CoolmoreAus @widdenstud


 **Bill Oppenheim** @biloppenheim · Mar 12 ...
Besides Cheltenham, the US 2yo market kicks off today. With the demise of Fasig's Gulfstream Park sale @OBSSales March made a huge jump last year to \$70m gross and \$156k average. It's a 3-day sale so to equal 2023 they'd be looking for around a \$23m gross.

 **Bill Oppenheim** @biloppenheim · Mar 9 ...
Cue ballad. He's an original. That history degree from Trinity Dublin is finally paying off.

 **GrahamMotion** @GrahamMotion · Mar 9
Spare yourself five minutes it will be well worth it 🙌
x.com/theTDN/status/...

 **Bill Oppenheim** @biloppenheim · Mar 6 ...
Ratings yes, handicaps no. If you have ratings you can write conditions races with ratings bands, i.e. nw2 since whenever/lifetime rated 50-60. Handicaps by definition penalize the best horse.

 **WelbourneStud** @WelbourneStud · Mar 6
The voices continue to grow about eliminating the claiming system and converting to a rating/handicap system. Grassroots voices can effectuate change. x.com/Jaxmuniz_/stat...

 **Bill Oppenheim** @biloppenheim · Mar 2 ...
The Godolphin Mile may only be a G2 but right now it looks like a pretty mouthwatering matchup between Saudi Crown dropping back to 1m and Laurel River, after his 7L annihilation of a G3 field at Meydan in his 2nd start back after 18 months off @bradcoxracing @JuddmonteFarms



Bill Oppenheim @biloppenheim · Feb 29



Good name! Good luck for her.



Andrew Hawkins @AndrewNJHawkins · Feb 28

First ever runner in my (@RaidersCanberra) colours at Newcastle on Saturday! 🍀🍀🍀🍀

Tavirotti for @jsargent racing steps out over 1300m. Doubt we'll see much from her until she gets up to 2000m and beyond but just excitin...

[Show more](#)



9 TAVIROTTI (NZ)

3 year old bay filly (14-8-2020) Sire: Tavistock (NZ) Dam: Nessun Dorma (GER) (Lawman (FR)) [View Pedigree Report](#)

Breeder: Brendan Lindsay Mnz & Mrs J E A Lindsay

Owners: Ms D Andrich, Ms C Hawkins, A N J Hawkins, F Giuffre, H M Eisdell, Mrs S Eisdell, J M Kendall, J P Standing & P C Eichhorn

Colours: Emerald Green, White Collar, White, Royal Blue And Gold Armbands, White Band Cap, Gold Pom Pom

Trainer: John Sargent (Randwick) Jockey: Ms Molly Bourke 56.5kg (a2/52kg) Barrier: 10

Record: 0:0-0-0 Prizemoney: \$0 1st Up: 0:0-0-0 2nd Up: 0:0-0-0

Track: 0:0-0-0 Dist: 0:0-0-0 Track/Dist: 0:0-0-0

Firm: 0:0-0-0 Good: 0:0-0-0 Soft: 0:0-0-0 Heavy: 0:0-0-0 Synthetic: 0:0-0-0

T8 of 10 RAND 08Feb24 1050m Soft5 3Y+ MDN-BT \$000 Ms Molly Bourke (a) 0kg Barrier 0
1st The New Sinatra 0kg, 2nd Generous Harry 0kg 1:03.37 (600m 34.87), 8.01L

T5 of 10 RAND 22Feb24 1050m Soft7 OPEN-BT \$000 Tyler Schiller 0kg Barrier 0
1st Territory Express 0kg, 2nd Professor Pickles 0kg 1:03.45 (600m 34.81), 5.95L



Bill Oppenheim @biloppenheim · Feb 25



Big weekend for @AirdrieStud sire Collected's 2nd crop of 3yo's as Killer Collect looked good winning a Listed in Dubai Friday. With 3 G2 winners in his 1st crop of 3yo's last year Collected looks very good value at \$10,000. So yes Bret we are thinking about it @runnymedefarmky



Airdrie Stud @AirdrieStud · Feb 24

New Graded Stakes winner for COLLECTED! 🏆

#ThinkAboutIt x.com/TVG/status/176...



Bill Oppenheim @biloppenheim · Feb 24



Some day today for @YulongInvest Written Tycoon in Australasia: 2yo's 1st G2 Matamata Breeders S NZ, 2-3 in G1 Blue Diamond (his @ArrowfieldStud crop) & his son Written By @widdenstud had the winner of the G2 Silver Slipper. Dad also had 3yo winner of G3 Zeditave.



Bill Oppenheim @biloppenheim · Feb 13



In 2021 @inglis_sales Classic Sale grossed A\$58.2m, avg \$90,561. Huge jump in record '22 \$73.2m/\$107,660. Back to Earth '23 \$61.4m/\$94,479. This week \$55.3m/\$93,559. Gross -10% '23, avg -1% as sold/cat -5% (78.3%-73.3%). Vs '21 gross -\$3m, avg +\$3,000. Same money, harder to sell.



Bill Oppenheim @biloppenheim · Feb 11



Record earnings in a season for an Australian sire is 4x champ Snitzel 2017/18- A\$29,243,613. I Am Invincible has \$22,711,988 this season with almost half remaining. He is \$7.5m in front for his 3rd consecutive sire championship. Record in jeopardy. @yarramanpark @ArrowfieldStud



Bill Oppenheim @biloppenheim · Feb 11



The Lochenbach Dispersal of 62 head grossing \$8.263m naturally skewed the @FasigTiptonCo results (gross +54%, avg +66%). W/o it 310 grossed \$13.424m, down 5% from '23 when 402 sold. So w/o dispersal # sold down 23% but avg up 23% to \$43,303. Winter mixed sales just 5% of market.



Bill Oppenheim @biloppenheim · Feb 11



Australasian yearling sales: after a much-needed big prize-money boost to NZ racing @KarakChat Book 1 was +14% gross to NZ\$79,585,500, avg +11% to \$168,257. Today Day 1 of @inglis_sales Classic, clearance rate dropped 5% to 73.0% sold/cat, avg A\$94,929 vs \$94,479 whole sale '23



Bill Oppenheim @biloppenheim · Jan 22



Thanks & as you know he was a very promising 2x 2yo G2 winner from Quality Road's 1st crop. His oldest crop are just now 5yo's & his 2.08 ABC Index (7 B Runners, 9 C Runners) tells us he is siring money-making runners for their owners. He really merits the support of MD breeders.



HousatonicBloodstock @HousatonicGWA4 · Jan 22

Blofeld ranks very highly by some of @biloppenheim's APEX stats in his latest Thoroughbred Market Report. Always great info in the TMR, and another indicator of just how good of a sire Blofeld is!
[x.com/HousatonicGWA4...](https://www.x.com/HousatonicGWA4...)



Bill Oppenheim @biloppenheim · Jan 20



A great horseman and character he will be sadly missed. David Benjamin pretty much invented the hospitality tent at the sales in Australasia and his taste in trousers was, well, striking. A great guy, always interested, always interesting.



Mudge @MudgesWorld · Jan 18

Farwell my old friend Benj, will forever be remembered for his colourful presentation at the @KarakChat sales for many years. Excelled in his hospitality tent.
I thoroughly enjoyed my time at Fayette Park, a wonderful farm. RIP David, Condolences to Maisey, Annie & Blanton.



Bill Oppenheim @biloppenheim · Jan 19



Star Guitar, by Quiet American, won 24/30 starts and is still I think the leading Louisiana-bred of all time with \$1.74m in earnings & is by far the top sire who's stood only in LA. Today his \$200k 2yo Manama Girl won what was the UAE 1000 Guineas. Going global. @CreekStud