

# Thoroughbred Market Report



JANUARY 2024

Editor – Bill Oppenheim, [bopp@billoppenheim.com](mailto:bopp@billoppenheim.com)  
Managing Editor – Emily J Plant PhD, [emily@billoppenheim.com](mailto:emily@billoppenheim.com)  
Worldwide Sales Ticker – Brianne Stanley, [bristanley1@gmail.com](mailto:bristanley1@gmail.com)

Copyright 2024: The Bill Oppenheim Group

For subscription information go to [www.billoppenheim.com](http://www.billoppenheim.com)  
or contact [info@billoppenheim.com](mailto:info@billoppenheim.com)

---

# Thoroughbred Market Report

JANUARY 2024



King of the APEX Ratings, Galileo is represented by his final crop of 13 registered 2yo's in 2024 Photo courtesy Coolmore

TABLE OF CONTENTS	PAGE
<b>SECTION 1: APEX NORTHERN HEMISPHERE</b>	1
APEX Earnings Thresholds	4
Leading NA-EU APEX Sires	5
Leading APEX Sires F2018	11
Leading APEX Sires F2019	13
Leading APEX Sires F2020	15
Leading Japanese APEX Sires	17
<b>SECTION 2: LEADING NH SIRES of 2023 A/ABC RUNNERS</b>	19
<b>SECTION 3: APEX SOUTHERN HEMISPHERE</b>	27
APEX Earnings Thresholds	29
Australasia	30
South America	35
South Africa	40
Hong Kong	41
<b>SECTION 4: WORLDWIDE SALES TICKER</b>	42
<b>SECTION 5: BILL'S TWEETS</b>	49

## IN THIS ISSUE


- APEX Stallion Ratings have been published for over 30 years and have proven, to us at least, they are the most accurate and practical and therefore the best, sire ratings in the business. In this issue we publish the year-end 2023 ratings for 709 Northern Hemisphere sires and the mid-season 2023/24 ratings for 453 Southern Hemisphere sires in 15 countries. Each sire has 17 different indexes of which the most important is the A Runner Index. Galileo (6.06) is the leading APEX sire by that metric for the seventh time, followed by European sires Dubawi (5.38), Frankel (4.80) and Zarak (4.78) and Americans Gun Runner (4.57) and Justify (4.29). Zarak and Gun Runner are F2019 sires who had their first 4yo's racing in 2023, Justify is F2020 and his had first 3yo's.
- The overall 2023 North American and European live auction marketplace showed only single-digit declines from 2022 records. Total sales in 2023 amounted to \$1.979-billion, a decrease of \$92-million, or 4%, from the 2022 record of \$2.071-billion. North America declined by 3%, Europe by 7%, but again, all in the context of new records set in 2022. We have 15 tables showing the 2023 sales by sector plus the first two sales, Keeneland January and Magic Millions Gold Coast Yearlings, of 2024.
- This is a bumper 51-page issue with 69 separate tables of information. There's no test at the end except whether this data makes a positive contribution to your decision-making process. As ever do contact us with any questions, comments, or points which need clarification.

To subscribe to the Thoroughbred Market Report please visit

<https://billoppenheim.com/abouttmr.php> or email [emily@billoppenheim.com](mailto:emily@billoppenheim.com)



# INTRODUCTION: A SHORT EXPLANATION OF APEX SIRE RATINGS



**RACING UPDATE**  
A Journal of Fact and Opinion About Thoroughbred Racing and Breeding  
Published 24 times a year by Racing Update, Inc., P.O. Box 11022, Lexington, KY 40512  
180 Commonwealth, Parkersburg, WV 26104  
Telephone (606) 221-2988 • Fax (606) 229-5332 • Annual Subscription: 24 Issues U.S./Canada \$95

Vol. 18, Nos. 3 & 4  
February 24, 1995

International Headquarters: 851 West Street, Louisville, Kentucky, USA 40203  
U.K. Correspondent: Patrick Cooper, 52A Redlands, Hove, East Sussex, Brighton, BN1 3RD, England, U.K.  
French Correspondent: Jean-Louis Brunet, 42 Rue Fessard, 91100 Etampes, France, Telephone 46-02-96-59, FAX 46-02-74-84  
Other Offices: 11 Rue du Commerce, 1000 Brussels, Belgium, Telephone 273-04-90-92  
Australian Correspondent: Neil Denton, 67 Harris Street, Paddington, NSW, 2021, Australia, Telephone 02-363-9970, FAX 02-367-4892  
© Copyright 1995, Racing Update, Inc., All Rights Reserved.

**FEBRUARY 24, 1995**

**SADLER'S WELLS' TOPS APEX A RUNNER INDEX RATINGS 1988-94**

Sadler's Wells, the last great sire son of the incomparable Northern Dancer, became the first European-based sire to lead all sires in Racing Update's exclusive APEX ratings in the category of A Runner Index. Standing in Ireland, the pride of the far-flung Coolmore Stud station empire had 17 A Runners in 1994, including Thoroughbred Cup Mile winner Barnabas, Arc winner Carnegie, and multiple Classic-placed King's Theatre. This takes his seven-year (and in his case, 1995-04 year-) career, and yields an A Runner Index of 6.49, taking him to the top of the table in this all-important APEX category. He is one of just eight stallions who, for the last seven years, have had more than 10% A Runners to year-runners. But more on that later. Before dealing the top sires in these and other categories, let's briefly review the concepts and mechanics behind APEX ratings.

**1. Calculating the Ratings**

We first devised our exclusive APEX (Annual Progeny Earnings Index) ratings in an attempt to compensate for the hoped-for figures that sometimes appeared in the cumulative average-earnings index when a sire would have one very good horse and a lot of non-winners. At the time, it was Buckaroo who became our test case, when Spend a Buck, from his second crop, won that big horse by winning three stakes at Charles Town and the 1985 Kentucky Derby. Buckaroo then had a cumulative average-earnings index of about \$4 million, combining and based on the Top Ten sires by that generally accepted standard of sire success.

We know, and everyone else knows, that Buckaroo wasn't a Top Ten sire—though in his defense, he's ranked out to be a rather better above-average sire than we thought at the time. Still, we felt some new rating method needed to be developed which presented a more accurate portrait of sire success or failure.

Thus were born the APEX ratings, which were later refined and improved with the help of Hank Zeitz, then Vice-President of The Jockey Club's information-providing subsidiary, TICIS. In its refined version, APEX ratings measure the frequency of sire success at three key levels: what we call A Runners, B Runners, and C Runners.

Put in the simplest possible terms, A Runners constitute the top 2% of earners in a given racing jurisdiction in a calendar year; B Runners the next 2%, and C Runners the next 4%. In other words, it is an A, B, or C Runner if in the top 8% of earners in a year. The ratings are calculated in three geographical areas: North America (US and Canada), England/Ireland, and France. This, of course, is because earnings figures for those three jurisdictions are collected in three different currencies.

Any statistic (such as the average-earnings index) which depends on earnings is by its very nature and to being computed on a calendar-year basis. And, like the cumulative average-earnings index, APEX ratings count a horse as a "winner" each year it races. A horse who runs among the top 2% of earners in four consecutive years is therefore counted as four A Runners. This is perhaps not ideal, but it's the only way—practically

29

LEADING SIRE'S APEX A INDEX				LEADING SIRE'S BY NUMBER OF APEX A INDEX			
POS.	SIRE	INDEX	AVG. ANNUAL	POS.	SIRE	INDEX	AVG. ANNUAL
1	SADLER'S WELLS	6.49	19.87	1	MR. PROSPECTOR	7.76	99.43
2	PROFUSION	6.26	19.87	2	SEABIS	7.52	86.63
3	PLEASANT COLONY	6.23	14.22	3	SADLER'S WELLS	6.49	70.47
4	EMERALD	6.22	16.23	4	PLEASANT COLONY	6.23	70.47
5	STORM CAT	6.20	15.31	5	ALFANG	6.20	63.32
6	MAJESTY	6.17	15.46	6	REVERE ACCOUNT	6.17	61.29
7	DEATHLY BLEW	6.10	15.60	7	MAJESTY	6.17	63.32
8	REVERE ACCOUNT	6.07	15.46	8	SEABIS	6.07	61.29
9	REVERE ACCOUNT	6.07	15.46	9	DEATHLY BLEW	6.10	63.32
10	REVERE ACCOUNT	6.07	15.46	10	REVERE ACCOUNT	6.07	61.29
11	REVERE ACCOUNT	6.07	15.46	11	REVERE ACCOUNT	6.07	61.29
12	REVERE ACCOUNT	6.07	15.46	12	REVERE ACCOUNT	6.07	61.29
13	REVERE ACCOUNT	6.07	15.46	13	REVERE ACCOUNT	6.07	61.29
14	REVERE ACCOUNT	6.07	15.46	14	REVERE ACCOUNT	6.07	61.29
15	REVERE ACCOUNT	6.07	15.46	15	REVERE ACCOUNT	6.07	61.29
16	REVERE ACCOUNT	6.07	15.46	16	REVERE ACCOUNT	6.07	61.29
17	REVERE ACCOUNT	6.07	15.46	17	REVERE ACCOUNT	6.07	61.29
18	REVERE ACCOUNT	6.07	15.46	18	REVERE ACCOUNT	6.07	61.29
19	REVERE ACCOUNT	6.07	15.46	19	REVERE ACCOUNT	6.07	61.29
20	REVERE ACCOUNT	6.07	15.46	20	REVERE ACCOUNT	6.07	61.29
21	REVERE ACCOUNT	6.07	15.46	21	REVERE ACCOUNT	6.07	61.29
22	REVERE ACCOUNT	6.07	15.46	22	REVERE ACCOUNT	6.07	61.29
23	REVERE ACCOUNT	6.07	15.46	23	REVERE ACCOUNT	6.07	61.29
24	REVERE ACCOUNT	6.07	15.46	24	REVERE ACCOUNT	6.07	61.29
25	REVERE ACCOUNT	6.07	15.46	25	REVERE ACCOUNT	6.07	61.29
26	REVERE ACCOUNT	6.07	15.46	26	REVERE ACCOUNT	6.07	61.29
27	REVERE ACCOUNT	6.07	15.46	27	REVERE ACCOUNT	6.07	61.29
28	REVERE ACCOUNT	6.07	15.46	28	REVERE ACCOUNT	6.07	61.29
29	REVERE ACCOUNT	6.07	15.46	29	REVERE ACCOUNT	6.07	61.29
30	REVERE ACCOUNT	6.07	15.46	30	REVERE ACCOUNT	6.07	61.29
31	REVERE ACCOUNT	6.07	15.46	31	REVERE ACCOUNT	6.07	61.29
32	REVERE ACCOUNT	6.07	15.46	32	REVERE ACCOUNT	6.07	61.29
33	REVERE ACCOUNT	6.07	15.46	33	REVERE ACCOUNT	6.07	61.29
34	REVERE ACCOUNT	6.07	15.46	34	REVERE ACCOUNT	6.07	61.29
35	REVERE ACCOUNT	6.07	15.46	35	REVERE ACCOUNT	6.07	61.29
36	REVERE ACCOUNT	6.07	15.46	36	REVERE ACCOUNT	6.07	61.29
37	REVERE ACCOUNT	6.07	15.46	37	REVERE ACCOUNT	6.07	61.29
38	REVERE ACCOUNT	6.07	15.46	38	REVERE ACCOUNT	6.07	61.29
39	REVERE ACCOUNT	6.07	15.46	39	REVERE ACCOUNT	6.07	61.29
40	REVERE ACCOUNT	6.07	15.46	40	REVERE ACCOUNT	6.07	61.29
41	REVERE ACCOUNT	6.07	15.46	41	REVERE ACCOUNT	6.07	61.29
42	REVERE ACCOUNT	6.07	15.46	42	REVERE ACCOUNT	6.07	61.29
43	REVERE ACCOUNT	6.07	15.46	43	REVERE ACCOUNT	6.07	61.29
44	REVERE ACCOUNT	6.07	15.46	44	REVERE ACCOUNT	6.07	61.29
45	REVERE ACCOUNT	6.07	15.46	45	REVERE ACCOUNT	6.07	61.29
46	REVERE ACCOUNT	6.07	15.46	46	REVERE ACCOUNT	6.07	61.29
47	REVERE ACCOUNT	6.07	15.46	47	REVERE ACCOUNT	6.07	61.29
48	REVERE ACCOUNT	6.07	15.46	48	REVERE ACCOUNT	6.07	61.29
49	REVERE ACCOUNT	6.07	15.46	49	REVERE ACCOUNT	6.07	61.29
50	REVERE ACCOUNT	6.07	15.46	50	REVERE ACCOUNT	6.07	61.29
51	REVERE ACCOUNT	6.07	15.46	51	REVERE ACCOUNT	6.07	61.29
52	REVERE ACCOUNT	6.07	15.46	52	REVERE ACCOUNT	6.07	61.29
53	REVERE ACCOUNT	6.07	15.46	53	REVERE ACCOUNT	6.07	61.29
54	REVERE ACCOUNT	6.07	15.46	54	REVERE ACCOUNT	6.07	61.29
55	REVERE ACCOUNT	6.07	15.46	55	REVERE ACCOUNT	6.07	61.29
56	REVERE ACCOUNT	6.07	15.46	56	REVERE ACCOUNT	6.07	61.29
57	REVERE ACCOUNT	6.07	15.46	57	REVERE ACCOUNT	6.07	61.29
58	REVERE ACCOUNT	6.07	15.46	58	REVERE ACCOUNT	6.07	61.29
59	REVERE ACCOUNT	6.07	15.46	59	REVERE ACCOUNT	6.07	61.29
60	REVERE ACCOUNT	6.07	15.46	60	REVERE ACCOUNT	6.07	61.29

February 1995 Racing Update, featuring APEX Sire Ratings. The leading sire list is headed by some titans of the studbook, with Sadler's Wells on top with a 6.49 A Runner Index.

APEX Sire Ratings were developed at Racing Update 30 years ago and are essentially a better average-earnings index. APEX by the way stands for Annual Progeny Earnings Index. One key difference is this: the average-earnings index divides all earnings by a sire by the number of his runners in a year (or season, in the Southern Hemisphere) and divides the sire's average earnings by the average earnings for all sires in that jurisdiction in that year; if the average earnings for all runners is say \$15,000 and the average earnings per runner for the sire you're querying is \$15,000, his average-earnings index for that year is 1.00.

APEX establishes three class levels: A Runners (the top 2% of earners/runners); B Runners (the next 2%); C Runners (the next 4%); and therefore ABC Runners (the top 8%), then measures the frequency with which a sire gets runners in each of these categories and divides the sire's percentage of, for example, A Runners by 2% (the percentage for all sires from all runners counted by APEX). In APEX ratings one huge earner can't inflate a sire's index rating like it does in the average-earnings index; it's just another A Runner. Over horses' careers, about 4% of named foals become A Runners in one or more seasons – about the same percentage of Group-Graded plus Listed winners.

There are two other key differences from a cumulative average-earnings index. First, we limit the data to the previous seven seasons (for the 2024 ratings: 2017-2023), which identifies sires who might have once been great but have fallen off. Second, we do not count all runners by all sires in our calculations. That method

seems logical but in fact, when applied commercially, it tends to inflate sires' ratings within the commercial population. We exclude all sires which average fewer than 10 foals/crop as having no impact in the thoroughbred commercial world. This eliminates about a third of sires and 20% of foals but results in index figures which have a more accurate commercial application than the 'purer' all sires/all runners method. Our method is absolutely just as logically sound – and much more accurate when applied commercially. We also do not assign APEX ratings until sires have 3yo's; the numbers for freshman sires just prove to be too dodgy.

One thing APEX ratings have in common with average-earnings indexes is they are calculated for one runner every year/season it races, up to seven in APEX. So a horse who races in two different years is two Runners, etc., and the same for A, B, and C Runners; Winx, for example counted as six A Runners for Street Cry, because she reached the respective A Runner earnings thresholds in six separate seasons. There are a total of 17 different APEX ratings: A, B, and C Runners in each of three Northern Hemisphere Regions (North America, Europe, Japan), so that's nine indexes; A, B, C, and ABC runners in the three regions combined, which is four more indexes; and 'age indexes' for ABC Runners as 2yo's, 3yo's, 4yo's and 5yo's and up. This enables us to chart sires' typical progression at different ages: Sea The Stars, for example, has ABC Age Ratings of: 2yo-0.61; 3yo-1.67; 4yo-2.04; 5yo+2.38. So you know when you breed to or buy one by Sea The Stars it is less likely to be a smart 2yo compared to, say, his half-brother Galileo (2yo-2.79).

## SECTION 1: APEX NORTHERN HEMISPHERE YEAR-END 2023

### GALILEO TOP APEX SIRE FOR SEVENTH TIME

*Dubawi and Frankel again 2-3; Zarak, Gun Runner and Justify Also 4.00+*

Over the seven seasons 2017-2023, six North American or European sires had more than 1,600 year-starters, which would be an average of 228 starters in a calendar year. Into Mischief is the runaway leader with 2,716 year-starters, an average of an astonishing 388 runners per year. Uncle Mo is a distant second with 1,886 year-starters (still 269 runners/year), then Tapit 1765 (252), Dubawi 1692 (241), Curlin 1685 (240), and Galileo 1665 (237). With that many runners, to still produce the highest A Runner indexes for the three top sires Galileo (6.06, which is 12.12% A Runners/year-starters), Dubawi (5.38=10.76%), and Frankel (4.80=9.60%) is a huge statement of class, because index figures often favor, and certainly highlight, horses who are siring class but don't have the sorts of numbers the top three have (Into Mischief, would you believe, was in that category once upon a time). Case in point: the next three sires by A Runner Index (200+ year-starters) are all young sires who are posting impressive numbers: F2019 sires (1st 4yo's 2023) Zarak (4.78 A Index) in France and Gun Runner (4.57) in Kentucky; and F2020 sire (1st 3yo's 2023) Justify (4.29).



*Galileo, 6.06 A / 2.76 ABC Runner Index.  
Photo courtesy Coolmore*

For the seventh time in the last ten years Galileo is the leading North American or European sire by A Runner Index, which merely reflects the fact that he is the all-time leading sire, period, in several categories.

According to figures provided by Arion Pedigrees he had sired 3,220 foals in 24 covering seasons through the end of 2023, including five seasons in Australia which yielded 579 foals – so 19 of racing age through the end of 2023 in Ireland. He has sired 373 Black-Type Winners, 11.6% of foals, of which 251 are Group or Graded SW (GSW, 7.8%), and he has at this writing 99 Group/Grade 1 winners (3.1%, over seven times the breed average). Surely he'll be the first and probably

only sire ever to sire 100+ G1 winners.

Dubawi, now 22yo, and Frankel, now 16yo, again rank two-three, but the Top 50 list by A Runner Index is always an interesting mix of established sires and the up-and-comers. Nine of the top 20 and 24 of the top 50 sires are from the five sire crops F2016-F2020; all but one of the 24 'younger' sires are aged 9-13yo in 2024 (the exception is top NY sire F2016 Central Banker [2.04], ranked #50 and 14yo this year). Essentially the top five from each crop, these are:



*Zarak, 4.78 A / 2.45 ABC Index  
Photo courtesy Haras de Bonneval*

F2016 (5): #17 Kingman (2.93); #32 Australia (2.40); #38 No Nay Never (2.30); #46 Sea The Moon (2.10); #50 Central Banker (2.04).

F2017 (5): #7 Galiway (3.78); #19 Constitution (2.90); #34 Night of Thunder (2.36); #41 American Pharoah (2.18); #48 Karakontie (2.08).

F2018 (5): #12 New Bay (3.26); #13 Not This Time (3.25); #33 Laoban (2.37, Dead); #44 Kodi Bear (2.14); #49 Nyquist (2.04). F2018 Goken (2.00) is #51.

F2019 (4): #4 Zarak (4.78); #5 Gun Runner (4.57); #8 Arrogate (3.63, Dead); #45 Practical Joke (2.13).

F2020 (5): #6 Justify (4.29); #28 Sioux Nation (2.55); #30 Saxon Warrior (2.49); #40 Havana Grey (2.20); #43 Bolt d'Oro (2.15). Only a few F2020 sires had as many as 200 year-starters by the end of 2023, and in Table 15 on page 15 you'll see five other F2020 sires with A Runner Indexes of 2.04+ but under 200 year-starters, headed by Girvin (3.26 with 138 year-starters) and Good Magic (3.17 with 189 year-starters).

Older sires naturally come to the fore when looking at the raw number of A Runners sires have had since 1/1/2017. Only sires with first foals 2015 and earlier have had runners for all seven seasons covered in these reports; the only sire with first foals 2016 or later who has more than 50 A Runners (remembering one horse is counted as one A Runner each year it reaches the local A Runner threshold – see page 4 for the table of Earnings Thresholds) is F2016 Kingman, who ranks #16



on this list with 72 A Runners. Galileo (202, which is almost 29/year) and Dubawi (182, 26/year) are well clear on this table, with Into Mischief (156) third, followed by Frankel (142), Curlin (119), Uncle Mo (108), and Tapit (106). Sea The Stars (96), Dark Angel (90), Lope de Vega (88), and War Front (86) come next.

ABC Runners are the top 8% earners/runners, so an ABC Index of 2.00 equals 16.00% ABC Runners/year-starters. We generally refer to these as 'break-even or better' horses, though in North America in 2023 the C Runner threshold had risen to US\$86,263, which might be better than break-even (though maybe by not so much). Dubawi (2.78 = 22.24% ABC Runners) edged out Galileo (2.76 = 22.08%), with Frankel (2.63) third, followed by three F2019 young guns in Gun Runner (2.60), Zarak (2.45), and Arrogate (2.27). Into Mischief (2.26, from 2,716 year-starters), War Front (2.24), Curlin (2.24), F2018 Not This Time (2.10), Tapit (2.07), and Speightstown (2.01) all also had 16.00%+ ABC Runners/year-starters.



*Into Mischief, 156 A / 490 ABC Runners  
Photo courtesy Spendthrift Farm*

You'll recall Into Mischief had a 2.26 ABC Runner Index from 2,716 year-starters, which translates to a whopping 490 ABC Runners and explains why he has been Champion Sire the last five years – a massive number of runners who pay their way. Dubawi (376) and Galileo (368) have more A Runners than Into Mischief, but not nearly as many ABC Runners. Frankel (311) is #4 on this list, followed by Curlin (302), Tapit (292), Uncle Mo (287), and Lope de Vega (272). These are all six-figure stud fee stallions, of course, and though you're hoping for more when you spend the kind of money these cost at least if they're not really good there's a reasonable chance they'll pay their way.

We've also compiled a list this year of the top 50 sires by 2yo and 3yo ABC Index. There were 578 sires in North America and Europe assigned APEX ratings at the end of 2023, of which 346 had 200+ year-starters

2017-2023. The four Top 50 tables for A and ABC Runners are from the list of 346, whereas these are taken from all 578 sires. There are also 122 sires in Japan which we have surveyed in a separate section.

All statistics require interpretation and the list of Top 50 sires by 2yo ABC Index is a good example. The top two sires, F2018 Counterattack (5.21 2yo ABC Index) and Areion (3.66) operate mainly in Germany, with limited 2yo racing, and three others of the top ten reside in Ontario and benefit statistically from a long season with good purses at Woodbine: Society's Chairman (3.17), F2018 Reload (by Hard Spun, 3.14), and Silent Name (3.10). The other five of the top ten on this list are F2019 and F2020 sires so are working with fewer numbers than the older sires, but clearly F2019 Gun Runner (3.21) and Practical Joke (2.90) and F2020 Justify (3.15), Havana Grey (3.01), and Army Mule (2.94) have done very well with their first 2yo's so far. The group of five older sires ranked #13-#17 on this list have been really good sires of 2yo's over a longer stretch of time: Galileo (2.79), Wootton Bassett (2.79), No Nay Never (2.77), Into Mischief (2.74), and, perhaps a bit surprisingly, Quality Road (2.64). They're the thoroughly proven sires of 2yo's.

One key to assessing lists which compare age ratings is that they are derived from sires' overall ABC Index, so one way to look at them is how the particular age you're looking at compares to their overall ABC Index (the alphabetical click-through lists have all these, and they are also on our website [www.billoppenheim.com](http://www.billoppenheim.com)). No Nay Never, for example, has a 1.47 overall ABC Index but is 2.77 for 2yo's – they are best as 2yo's. Sea The Stars, on the other hand, is 1.91 overall but just 0.61 for 2yo's.



*No Nay Never, 2.77 2yo ABC Runner Index  
Photo courtesy Coolmore*

Only about 40% of horses who are going to start from any foal crop start as 2yo's whereas the highest percentage who are going to start do so as 3yo's. So we find that 3yo form is the most significant, thus sires' 3yo ABC indexes are of critical importance and

on the whole this Top 50 list requires a lot less interpretation – aside from #4-ranked Blofeld (2.48 3yo Index), an F2019 Maryland sire from Quality Road's first crop who has no A Runners but 16 B & C Runners, and the Ontario sire Souper Speedy (2.01), by Uncle Mo's sire Indian Charlie. They are among 13 sires with 3yo ABC indexes of 2.00+. Besides the two just mentioned, three of the 13 are F2019 sires with two crops of 3yo's at the end of 2023: Gun Runner (2.64), Zarak (2.34), and Arrogate (2.23); the only F2020, with one crop of 3yo's, is Army Mule (2.01). The older sires have more 'stable' numbers, if you will: Galileo (2.61), Frankel (2.57), Into Mischief (2.26), Curlin (2.22), Tapit (2.20), Dubawi (2.10), and Constitution (2.06). F2018 Not This Time (1.98) fits with this group as well. That is probably a very meaningful list.



*New Bay 3.26 A / 1.95 ABC Index  
Photo courtesy Ballylinch Stud*

The remaining tables look at the three youngest sire crops within themselves, then there is a section with statistics on Japanese sires, who really operate within a different population than NA/EU sires. There are 77 F2018 NA/EU sires with APEX ratings, of which Europe's New Bay (3.26) and Kentucky's Not This Time (3.25) are the two stars by the all-important A Runner Index. Not This Time (33) is the leading sire of A Runners, ahead of Mehmas (24), New Bay (23), and Nyquist (23). Not This Time (85) is also the leading sire of ABC Runners, with Nyquist (77) and Mehmas (74) also having good numbers in this department.

Zarak (4.78) edges out Gun Runner (4.57) among 80 F2019 sires but with only about half the number of year-starters and both are among only six of 364 sires with 4.00+ A Runner Indexes. Arrogate (3.63) is also in the top ten. Gun Runner (36) is way ahead by number of A Runners; Arrogate (22), Practical Joke (21), and Zarak (20) come next. Gun Runner has 82 ABC Runners, Practical Joke runs second with an impressive 75.

Among F2020 sires Justify is #1 in his crop by A Runner Index (4.19) and number of A (21) and ABC (35) runners. Girvin (3.26) and Good Magic (3.17) are two-three by A Runner Index. Good Magic (12), Sioux Nation (11), and Saxon Warrior (10), Havana Grey (10), and Bolt d'Oro (10) have 10+ A Runners each; Havana Grey (33) and Bolt d'Oro (32) are not far behind Justify by ABC Runners. Army Mule (2.12) is the leading NA-EU F2020 sire by ABC Runner Index.



*Justify, 4.29 A / 1.79 ABC Index  
Photo courtesy Coolmore Ashford*

The Japanese tables show the top 20 sires by A Runner Index, headed of course by Deep Impact, who has a 4.36 A Runner Index with 290 A Runners and a mind-boggling 838 ABC Runners from 3,329 year-starters (that's 475 runners a season) since 2017. Note that in these lists sires who now stand in Japan are placed there rather than in the jurisdiction in which they originally stood, such as F2019 Caravaggio, with a 2.36 A Runner Index from his three European and one Kentucky crop. There are also tables for the three youngest sire crops and a click-through to a table for all 122 Japanese sires. One note: in Japan the money is heavily weighted to older horses so a lot of times younger sires take two or three years to start looking good statistically. F2020 Real Steel's 25 ABC Runners and 1.41 ABC Index and F2019 Kitasan Black (sire of Equinox) and Drefong are very promising with 2.13 and 1.80 A Runner indexes and 53 (with a 1.95 ABC Index) and 65 ABC Runners respectively.

## NORTHERN HEMISPHERE APEX EARNINGS THRESHOLDS 2017-2023 (US\$)

	A RUNNERS		top 2%		
	NA	GB/IR	FR	GER	JPN
2023	184,309	101,386	82,631	55,070	249,540
2022	177,784	96,445	79,919	53,914	268,312
2021	156,910	87,130	92,235	55,529	314,832
2020	120,400	55,302	60,560	44,583	330,044
2019	149,900	87,987	82,184	49,470	308,480
2018	137,824	97,129	81,955	62,469	313,365
2017	135,185	84,416	79,693	58,610	315,974
	B RUNNERS		next 2%		
	NA	GB/IR	FR	GER	JPN
2023	128,183	60,062	59,136	34,099	166,144
2022	125,670	56,899	56,736	31,895	184,043
2021	111,631	51,377	63,361	31,079	207,301
2020	85,279	32,354	45,238	24,543	210,848
2019	103,776	50,811	58,728	34,796	206,263
2018	98,390	56,941	59,888	35,989	207,851
2017	94,440	50,450	57,002	34,484	205,964
	C RUNNERS		next 4%		
	NA	GB/IR	FR	GER	JPN
2023	86,263	33,363	43,517	20,499	100,620
2022	85,570	32,333	39,845	17,943	106,866
2021	76,112	28,913	43,908	16,722	121,958
2020	58,132	19,355	34,087	13,737	121,031
2019	71,720	28,698	42,171	18,440	120,808
2018	67,474	32,129	42,506	20,006	119,688
2017	64,025	27,672	40,786	21,001	122,094

[Click here to view a complete roster of 587 Northern Hemisphere APEX Sires](#)

[77 F2018 Northern Hemisphere APEX Sires](#)

[80 F2019 Northern Hemisphere APEX Sires](#)

[71 F2020 Northern Hemisphere APEX Sires](#)

[144 Japanese APEX Sires](#)



**LEADING NA/EU APEX SIRES**  
**TABLE 1. TOP 50 NA/EU SIRES BY A RUNNER INDEX**

SIRE	YR	HIS SIRE	1 <sup>st</sup> Foals	ST	Runners	# A's	A Index	# ABC's	ABC Index
GALILEO	1998	SADLER'S WELLS	2003	DEAD	1665	202	6.07	368	2.76
DUBAWI	2002	DUBAI MILLENNIUM	2007	ENG	1692	182	5.38	376	2.78
FRANKEL	2008	GALILEO	2014	ENG	1478	142	4.80	311	2.63
ZARAK	2013	DUBAWI	2019	FR	209	20	4.78	41	2.45
GUN RUNNER	2013	CANDY RIDE	2019	KY	394	36	4.57	82	2.60
JUSTIFY	2015	SCAT DADDY	2020	KY	245	21	4.29	35	1.79
GALIWAY	2011	GALILEO	2017	FR	238	18	3.78	37	1.94
ARROGATE	2013	UNBRIDLED'S SONG	2019	DEAD	303	22	3.63	55	2.27
WAR FRONT	2002	DANZIG	2008	KY	1198	86	3.59	215	2.24
CURLIN	2004	SMART STRIKE	2010	KY	1685	119	3.53	302	2.24
SEA THE STARS	2006	CAPE CROSS	2011	IRE	1425	96	3.37	218	1.91
NEW BAY	2012	DUBAWI	2018	IRE	353	23	3.26	55	1.95
NOT THIS TIME	2014	GIANT'S CAUSEWAY	2018	KY	507	33	3.25	85	2.10
ADLERFLUG	2004	IN THE WINGS	2011	DEAD	433	28	3.23	56	1.62
TAPIT	2001	PULPIT	2006	KY	1765	106	3.00	292	2.07
WOOTTON BASSETT	2008	IFFRAAJ	2013	IRE	868	51	2.94	114	1.64
KINGMAN	2011	INVINCIBLE SPIRIT	2016	ENG	1228	72	2.93	190	1.93
MEDAGLIA D'ORO	1999	EL PRADO	2006	KY	1321	77	2.91	182	1.72
CONSTITUTION	2011	TAPIT	2017	KY	829	48	2.90	128	1.93
INTO MISCHIEF	2005	HARLAN'S HOLIDAY	2010	KY	2716	156	2.87	490	2.26
UNCLE MO	2008	INDIAN CHARLIE	2013	KY	1886	108	2.86	287	1.90
FARHH	2008	PIVOTAL	2015	ENG	307	17	2.77	42	1.71
TEOFILO	2004	GALILEO	2009	IRE	1057	58	2.74	149	1.76
PIVOTAL	1993	POLAR FALCON	1998	DEAD	750	41	2.73	115	1.92
SHAMARDAL	2002	GIANT'S CAUSEWAY	2006	DEAD	1089	59	2.71	170	1.95
CANDY RIDE	1999	RIDE THE RAILS	2006	KY	1564	82	2.62	227	1.81
SPEIGHTSTOWN	1998	GONE WEST	2006	DEAD	1559	81	2.60	251	2.01
SIOUX NATION	2015	SCAT DADDY	2020	IRE	216	11	2.55	19	1.10
ENGLISH CHANNEL	2002	SMART STRIKE	2009	DEAD	1374	69	2.51	185	1.68
SAXON WARRIOR	2015	DEEP IMPACT	2020	IRE	201	10	2.49	19	1.18
GHOSTZAPPER	2000	AWESOME AGAIN	2007	KY	1464	72	2.46	232	1.98
AUSTRALIA	2011	GALILEO	2016	IRE	895	43	2.40	96	1.34
LAOBAN	2013	UNCLE MO	2018	DEAD	337	16	2.37	45	1.67
NIGHT OF THUNDER	2011	DUBAWI	2017	IRE	592	28	2.36	88	1.86
CAMELOT	2009	MONTJEU	2015	IRE	1233	58	2.35	138	1.40
LOPE DE VEGA	2007	SHAMARDAL	2012	IRE	1908	88	2.31	272	1.78
FASTNET ROCK	2001	DANEHILL	2006	AUS	780	36	2.31	100	1.60
NO NAY NEVER	2011	SCAT DADDY	2016	IRE	1020	47	2.30	120	1.47
QUALITY ROAD	2006	ELUSIVE QUALITY	2012	KY	1581	72	2.28	228	1.80
HAVANA GREY	2015	HAVANA GOLD	2020	ENG	227	10	2.20	33	1.82
AMERICAN PHAROAH	2012	PIONEEROF THE NILE	2017	KY	1033	45	2.18	136	1.65
MUNNINGS	2006	SPEIGHTSTOWN	2012	KY	1733	75	2.16	229	1.65
BOLT D'ORO	2015	MEDAGLIA D'ORO	2020	KY	233	10	2.15	32	1.72
KODI BEAR	2012	KODIAC	2018	IRE	304	13	2.14	24	0.99
PRACTICAL JOKE	2014	INTO MISCHIEF	2019	KY	494	21	2.13	75	1.90
SEA THE MOON	2011	SEA THE STARS	2016	ENG	689	29	2.10	64	1.16
INTELLO	2010	GALILEO	2015	FR	789	33	2.09	91	1.44
KARAKONTIE	2011	BERNSTEIN	2017	KY	336	14	2.08	37	1.38
NYQUIST	2013	UNCLE MO	2018	KY	563	23	2.04	77	1.71
CENTRAL BANKER	2010	SPEIGHTSTOWN	2016	NY	589	24	2.04	69	1.46

**TABLE 2. TOP 50 NA/EU SIRES BY ABC RUNNER INDEX**

SIRE	YR	HIS SIRE	1 <sup>st</sup> Foals	ST	Runners	# A's	A Index	# ABC's	ABC Index
DUBAWI	2002	DUBAI MILLENNIUM	2007	ENG	1692	182	5.38	376	2.78
GALILEO	1998	SADLER'S WELLS	2003	DEAD	1665	202	6.07	368	2.76
FRANKEL	2008	GALILEO	2014	ENG	1478	142	4.80	311	2.63
GUN RUNNER	2013	CANDY RIDE	2019	KY	394	36	4.57	82	2.60
ZARAK	2013	DUBAWI	2019	FR	209	20	4.78	41	2.45
ARROGATE	2013	UNBRIDLED'S SONG	2019	DEAD	303	22	3.63	55	2.27
INTO MISCHIEF	2005	HARLAN'S HOLIDAY	2010	KY	2716	156	2.87	490	2.26
WAR FRONT	2002	DANZIG	2008	KY	1198	86	3.59	215	2.24
CURLIN	2004	SMART STRIKE	2010	KY	1685	119	3.53	302	2.24
NOT THIS TIME	2014	GIANT'S CAUSEWAY	2018	KY	507	33	3.25	85	2.10
TAPIT	2001	PULPIT	2006	KY	1765	106	3.00	292	2.07
SPEIGHTSTOWN	1998	GONE WEST	2006	DEAD	1559	81	2.60	251	2.01
GHOSTZAPPER	2000	AWESOME AGAIN	2007	KY	1464	72	2.46	232	1.98
NEW BAY	2012	DUBAWI	2018	IRE	353	23	3.26	55	1.95
SHAMARDAL	2002	GIANT'S CAUSEWAY	2006	DEAD	1089	59	2.71	170	1.95
GALIWAY	2011	GALILEO	2017	FR	238	18	3.78	37	1.94
KINGMAN	2011	INVINCIBLE SPIRIT	2016	ENG	1228	72	2.93	190	1.93
CONSTITUTION	2011	TAPIT	2017	KY	829	48	2.90	128	1.93
PIVOTAL	1993	POLAR FALCON	1998	DEAD	750	41	2.73	115	1.92
SEA THE STARS	2006	CAPE CROSS	2011	IRE	1425	96	3.37	218	1.91
UNCLE MO	2008	INDIAN CHARLIE	2013	KY	1886	108	2.86	287	1.90
PRACTICAL JOKE	2014	INTO MISCHIEF	2019	KY	494	21	2.13	75	1.90
WEIGELIA	2001	SAFELY'S MARK	2010	PA	359	10	1.39	54	1.88
NIGHT OF THUNDER	2011	DUBAWI	2017	IRE	592	28	2.36	88	1.86
HAVANA GREY	2015	HAVANA GOLD	2020	ENG	227	10	2.20	33	1.82
CANDY RIDE	1999	RIDE THE RAILS	2006	KY	1564	82	2.62	227	1.81
QUALITY ROAD	2006	ELUSIVE QUALITY	2012	KY	1581	72	2.28	228	1.80
SOUPER SPEEDY	2009	INDIAN CHARLIE	2016	ON	368	13	1.77	53	1.80
JUSTIFY	2015	SCAT DADDY	2020	KY	245	21	4.29	35	1.79
LOPE DE VEGA	2007	SHAMARDAL	2012	IRE	1908	88	2.31	272	1.78
GREAT NOTION	2000	ELUSIVE QUALITY	2006	MD	707	16	1.13	100	1.77
TEOFILO	2004	GALILEO	2009	IRE	1057	58	2.74	149	1.76
AREION	1995	BIG SHUFFLE	2002	DEAD	637	24	1.88	88	1.73
MEDAGLIA D'ORO	1999	EL PRADO	2006	KY	1321	77	2.91	182	1.72
BOLT D'ORO	2015	MEDAGLIA D'ORO	2020	KY	233	10	2.15	32	1.72
PIONEEROF THE NILE	2006	EMPIRE MAKER	2011	DEAD	1220	43	1.76	168	1.72
FARHH	2008	PIVOTAL	2015	ENG	307	17	2.77	42	1.71
NYQUIST	2013	UNCLE MO	2018	KY	563	23	2.04	77	1.71
ENGLISH CHANNEL	2002	SMART STRIKE	2009	DEAD	1374	69	2.51	185	1.68
LAOBAN	2013	UNCLE MO	2018	DEAD	337	16	2.37	45	1.67
AMERICAN PHAROAH	2012	PIONEEROF THE NILE	2017	KY	1033	45	2.18	136	1.65
MUNNINGS	2006	SPEIGHTSTOWN	2012	KY	1733	75	2.16	229	1.65
WOOTTON BASSETT	2008	IFFRAAJ	2013	IRE	868	51	2.94	114	1.64
STREET SENSE	2004	STREET CRY	2009	KY	1684	65	1.93	221	1.64
GRAZEN	2006	BENCHMARK	2011	CA	523	16	1.53	68	1.63
ADLERFLUG	2004	IN THE WINGS	2011	DEAD	433	28	3.23	56	1.62
DISTORTED HUMOR	1993	FORTY NINER	2000	RETIRED	1226	44	1.79	159	1.62
FASTNET ROCK	2001	DANEHILL	2006	AUS	780	36	2.31	100	1.60
SIYOUNI	2007	PIVOTAL	2012	FR	1722	65	1.89	219	1.59
SILENT NAME	2002	SUNDAY SILENCE	2009	ON	724	26	1.80	92	1.59

**TABLE 3. TOP 50 NA/EU SIRES BY NUMBER OF A RUNNERS**

SIRE	YR	HIS SIRE	1 <sup>st</sup> Foals	ST	Runners	# A's	A Index	# ABC's	ABC Index
GALILEO	1998	SADLER'S WELLS	2003	DEAD	1665	202	6.07	368	2.76
DUBAWI	2002	DUBAI MILLENNIUM	2007	ENG	1692	182	5.38	376	2.78
INTO MISCHIEF	2005	HARLAN'S HOLIDAY	2010	KY	2716	156	2.87	490	2.26
FRANKEL	2008	GALILEO	2014	ENG	1478	142	4.80	311	2.63
CURLIN	2004	SMART STRIKE	2010	KY	1685	119	3.53	302	2.24
UNCLE MO	2008	INDIAN CHARLIE	2013	KY	1886	108	2.86	287	1.90
TAPIT	2001	PULPIT	2006	KY	1765	106	3.00	292	2.07
SEA THE STARS	2006	CAPE CROSS	2011	IRE	1425	96	3.37	218	1.91
DARK ANGEL	2005	ACCLAMATION	2009	IRE	2350	90	1.91	262	1.39
LOPE DE VEGA	2007	SHAMARDAL	2012	IRE	1908	88	2.31	272	1.78
WAR FRONT	2002	DANZIG	2008	KY	1198	86	3.59	215	2.24
CANDY RIDE	1999	RIDE THE RAILS	2006	KY	1564	82	2.62	227	1.81
SPEIGHTSTOWN	1998	GONE WEST	2006	DEAD	1559	81	2.60	251	2.01
MEDAGLIA D'ORO	1999	EL PRADO	2006	KY	1321	77	2.91	182	1.72
MUNNINGS	2006	SPEIGHTSTOWN	2012	KY	1733	75	2.16	229	1.65
KINGMAN	2011	INVINCIBLE SPIRIT	2016	ENG	1228	72	2.93	190	1.93
GHOSTZAPPER	2000	AWESOME AGAIN	2007	KY	1464	72	2.46	232	1.98
QUALITY ROAD	2006	ELUSIVE QUALITY	2012	KY	1581	72	2.28	228	1.80
ENGLISH CHANNEL	2002	SMART STRIKE	2009	DEAD	1374	69	2.51	185	1.68
STREET SENSE	2004	STREET CRY	2009	KY	1684	65	1.93	221	1.64
SIYOUNI	2007	PIVOTAL	2012	FR	1722	65	1.89	219	1.59
MALIBU MOON	1997	A.P. INDY	2001	DEAD	1747	65	1.86	212	1.52
KITTEN'S JOY	2001	EL PRADO	2007	DEAD	2235	64	1.43	205	1.15
KODIAC	2001	DANEHILL	2008	IRE	2583	60	1.16	225	1.09
SHAMARDAL	2002	GIANT'S CAUSEWAY	2006	DEAD	1089	59	2.71	170	1.95
INVINCIBLE SPIRIT	1997	GREEN DESERT	2004	IRE	1602	59	1.84	184	1.44
TEOFILO	2004	GALILEO	2009	IRE	1057	58	2.74	149	1.76
CAMELOT	2009	MONTJEU	2015	IRE	1233	58	2.35	138	1.40
HARD SPUN	2004	DANZIG	2009	KY	1852	58	1.57	198	1.34
MORE THAN READY	1997	SOUTHERN HALO	2002	DEAD	1650	55	1.67	178	1.35
TWIRLING CANDY	2007	CANDY RIDE	2013	KY	1506	54	1.79	175	1.45
WOOTTON BASSETT	2008	IFFRAAJ	2013	IRE	868	51	2.94	114	1.64
ZOFFANY	2008	DANSILI	2013	DEAD	1759	51	1.45	152	1.08
CONSTITUTION	2011	TAPIT	2017	KY	829	48	2.90	128	1.93
NO NAY NEVER	2011	SCAT DADDY	2016	IRE	1020	47	2.30	120	1.47
AMERICAN PHAROAH	2012	PIONEEROF THE NILE	2017	KY	1033	45	2.18	136	1.65
DISTORTED HUMOR	1993	FORTY NINER	2000	RETIRED	1226	44	1.79	159	1.62
AUSTRALIA	2011	GALILEO	2016	IRE	895	43	2.40	96	1.34
PIONEEROF THE NILE	2006	EMPIRE MAKER	2011	DEAD	1220	43	1.76	168	1.72
SHOWCASING	2007	OASIS DREAM	2012	ENG	1388	43	1.55	114	1.03
ACCLAMATION	1999	ROYAL APPLAUSE	2005	IRE	1344	42	1.56	134	1.25
PIVOTAL	1993	POLAR FALCON	1998	DEAD	750	41	2.73	115	1.92
LE HAVRE	2006	NOVERRE	2011	DEAD	1265	39	1.54	132	1.30
BERNARDINI	2003	A.P. INDY	2008	DEAD	1347	39	1.45	132	1.22
UNION RAGS	2009	DIXIE UNION	2014	KY	1460	39	1.34	125	1.07
BLAME	2006	ARCH	2012	KY	1065	38	1.78	131	1.54
MASTERCRAFTSMAN	2006	DANEHILL DANCER	2011	DEAD	1412	38	1.35	129	1.14
LEMON DROP KID	1996	KINGMAMBO	2002	RETIRED	1151	37	1.61	121	1.31
EXCEED AND EXCEL	2000	DANEHILL	2005	AUS	1385	37	1.34	132	1.19
GUN RUNNER	2013	CANDY RIDE	2019	KY	394	36	4.57	82	2.60
FASTNET ROCK	2001	DANEHILL	2006	AUS	780	36	2.31	100	1.60
NATHANIEL	2008	GALILEO	2014	ENG	1077	36	1.67	94	1.09



**TABLE 4. TOP 50 NA / EU SIREs BY NUMBER OF ABC RUNNERS**

SIRE	YR	HIS SIRE	1 <sup>st</sup> Foals	ST	Runners	# A's	A Index	# ABC's	ABC Index
INTO MISCHIEF	2005	HARLAN'S HOLIDAY	2010	KY	2716	156	2.87	490	2.26
DUBAWI	2002	DUBAI MILLENNIUM	2007	ENG	1692	182	5.38	376	2.78
GALILEO	1998	SADLER'S WELLS	2003	DEAD	1665	202	6.07	368	2.76
FRANKEL	2008	GALILEO	2014	ENG	1478	142	4.80	311	2.63
CURLIN	2004	SMART STRIKE	2010	KY	1685	119	3.53	302	2.24
TAPIT	2001	PULPIT	2006	KY	1765	106	3.00	292	2.07
UNCLE MO	2008	INDIAN CHARLIE	2013	KY	1886	108	2.86	287	1.90
LOPE DE VEGA	2007	SHAMARDAL	2012	IRE	1908	88	2.31	272	1.78
DARK ANGEL	2005	ACCLAMATION	2009	IRE	2350	90	1.91	262	1.39
SPEIGHTSTOWN	1998	GONE WEST	2006	DEAD	1559	81	2.60	251	2.01
GHOSTZAPPER	2000	AWESOME AGAIN	2007	KY	1464	72	2.46	232	1.98
MUNNINGS	2006	SPEIGHTSTOWN	2012	KY	1733	75	2.16	229	1.65
QUALITY ROAD	2006	ELUSIVE QUALITY	2012	KY	1581	72	2.28	228	1.80
CANDY RIDE	1999	RIDE THE RAILS	2006	KY	1564	82	2.62	227	1.81
KODIAC	2001	DANEHILL	2008	IRE	2583	60	1.16	225	1.09
STREET SENSE	2004	STREET CRY	2009	KY	1684	65	1.93	221	1.64
SIYOUNI	2007	PIVOTAL	2012	FR	1722	65	1.89	219	1.59
SEA THE STARS	2006	CAPE CROSS	2011	IRE	1425	96	3.37	218	1.91
WAR FRONT	2002	DANZIG	2008	KY	1198	86	3.59	215	2.24
MALIBU MOON	1997	A.P. INDY	2001	DEAD	1747	65	1.86	212	1.52
KITTEN'S JOY	2001	EL PRADO	2007	DEAD	2235	64	1.43	205	1.15
HARD SPUN	2004	DANZIG	2009	KY	1852	58	1.57	198	1.34
KINGMAN	2011	INVINCIBLE SPIRIT	2016	ENG	1228	72	2.93	190	1.93
ENGLISH CHANNEL	2002	SMART STRIKE	2009	DEAD	1374	69	2.51	185	1.68
INVINCIBLE SPIRIT	1997	GREEN DESERT	2004	IRE	1602	59	1.84	184	1.44
MEDAGLIA D'ORO	1999	EL PRADO	2006	KY	1321	77	2.91	182	1.72
MORE THAN READY	1997	SOUTHERN HALO	2002	DEAD	1650	55	1.67	178	1.35
TWIRLING CANDY	2007	CANDY RIDE	2013	KY	1506	54	1.79	175	1.45
SHAMARDAL	2002	GIANT'S CAUSEWAY	2006	DEAD	1089	59	2.71	170	1.95
PIONEEROF THE NILE	2006	EMPIRE MAKER	2011	DEAD	1220	43	1.76	168	1.72
THE FACTOR	2008	WAR FRONT	2014	KY	1648	31	0.94	160	1.21
DISTORTED HUMOR	1993	FORTY NINER	2000	RETIRED	1226	44	1.79	159	1.62
EMPIRE MAKER	2000	UNBRIDLED	2005	DEAD	1747	30	0.86	155	1.11
ZOFFANY	2008	DANSILI	2013	DEAD	1759	51	1.45	152	1.08
TEOFILO	2004	GALILEO	2009	IRE	1057	58	2.74	149	1.76
VIOLENCE	2010	MEDAGLIA D'ORO	2015	KY	1316	34	1.29	147	1.40
CAMELOT	2009	MONTJEU	2015	IRE	1233	58	2.35	138	1.40
AMERICAN PHAROAH	2012	PIONEEROF THE NILE	2017	KY	1033	45	2.18	136	1.65
KANTHAROS	2008	LION HEART	2012	KY	1419	33	1.16	136	1.20
ACCLAMATION	1999	ROYAL APPLAUSE	2005	IRE	1344	42	1.56	134	1.25
LE HAVRE	2006	NOVERRE	2011	DEAD	1265	39	1.54	132	1.30
BERNARDINI	2003	A.P. INDY	2008	DEAD	1347	39	1.45	132	1.22
FLATTER	1999	A.P. INDY	2005	DEAD	1191	32	1.34	132	1.39
EXCEED AND EXCEL	2000	DANEHILL	2005	AUS	1385	37	1.34	132	1.19
BLAME	2006	ARCH	2012	KY	1065	38	1.78	131	1.54
MASTERCRAFTSMAN	2006	DANEHILL DANCER	2011	DEAD	1412	38	1.35	129	1.14
CONSTITUTION	2011	TAPIT	2017	KY	829	48	2.90	128	1.93
MIDSHIPMAN	2006	UNBRIDLED'S SONG	2012	KY	1312	32	1.22	128	1.22
KENDARGENT	2003	KENDOR	2009	FR	1194	27	1.13	127	1.33
OASIS DREAM	2000	GREEN DESERT	2005	ENG	1396	32	1.15	126	1.13

**TABLE 5. TOP 50 NA / EU SIREs BY 2YO ABC RUNNER INDEX**

SIRE	YR	HIS SIRE	1 <sup>st</sup> Foals	ST	Rnrs	# A's	A Index	# ABC's	ABC Index	2yo Index
COUNTERATTACK	2012	REDOUTE'S CHOICE	2018	GER	70	2	1.43	9	1.61	5.21
AREION	1995	BIG SHUFFLE	2002	DEAD	637	24	1.88	88	1.73	3.66
GUN RUNNER	2013	CANDY RIDE	2019	KY	394	36	4.57	82	2.60	3.21
SOCIETY'S CHAIRMAN	2003	NOT IMPOSSIBLE	2013	ON	271	8	1.48	27	1.25	3.17
JUSTIFY	2015	SCAT DADDY	2020	KY	245	21	4.29	35	1.79	3.15
RELOAD	2009	HARD SPUN	2018	ON	205	5	1.22	23	1.40	3.14
SILENT NAME	2002	SUNDAY SILENCE	2009	ON	724	26	1.80	92	1.59	3.10
HAVANA GREY	2015	HAVANA GOLD	2020	ENG	227	10	2.20	33	1.82	3.01
ARMY MULE	2014	FRIESAN FIRE	2020	KY	159	5	1.57	27	2.12	2.94
PRACTICAL JOKE	2014	INTO MISCHIEF	2019	KY	494	21	2.13	75	1.90	2.90
PASTORIUS	2009	SOLDIER HOLLOW	2015	DEAD	219	7	1.60	23	1.31	2.89
LENT	2010	PULPIT	2017	BC	96	0	-	5	0.65	2.87
GALILEO	1998	SADLER'S WELLS	2003	DEAD	1665	202	6.07	368	2.76	2.79
WOOTTON BASSETT	2008	IFFRAAJ	2013	IRE	868	51	2.94	114	1.64	2.79
NO NAY NEVER	2011	SCAT DADDY	2016	IRE	1020	47	2.30	120	1.47	2.77
INTO MISCHIEF	2005	HARLAN'S HOLIDAY	2010	KY	2716	156	2.87	490	2.26	2.74
QUALITY ROAD	2006	ELUSIVE QUALITY	2012	KY	1581	72	2.28	228	1.80	2.64
ISFAHAN	2013	LORD OF ENGLAND	2018	GER	106	4	1.89	8	0.94	2.60
SOUPER SPEEDY	2009	INDIAN CHARLIE	2016	ON	368	13	1.77	53	1.80	2.60
SCISSOR KICK	2011	REDOUTE'S CHOICE	2018	MOR	92	0	-	6	0.82	2.60
CODE WEST	2010	LEMON DROP KID	2020	OK	22	0	-	1	0.57	2.60
LAOBAN	2013	UNCLE MO	2018	DEAD	337	16	2.37	45	1.67	2.55
FRAC DADDY	2010	SCAT DADDY	2017	ON	177	5	1.41	17	1.20	2.47
WAR FRONT	2002	DANZIG	2008	KY	1198	86	3.59	215	2.24	2.42
BAYERN	2011	OFFLEE WILD	2017	KOR	485	12	1.24	50	1.29	2.42
GOOD MAGIC	2015	CURLIN	2020	KY	189	12	3.17	25	1.65	2.39
NYQUIST	2013	UNCLE MO	2018	KY	563	23	2.04	77	1.71	2.34
WINGS OF EAGLES	2014	POUR MOI	2019	IRE	67	0	-	4	0.75	2.31
CONSTITUTION	2011	TAPIT	2017	KY	829	48	2.90	128	1.93	2.29
MEHMAS	2014	ACCLAMATION	2018	IRE	629	24	1.91	74	1.47	2.26
JUBA	2011	TAPIT	2018	WV	129	0	-	11	1.07	2.25
BOLT D'ORO	2015	MEDAGLIA D'ORO	2020	KY	233	10	2.15	32	1.72	2.24
CURLIN	2004	SMART STRIKE	2010	KY	1685	119	3.53	302	2.24	2.19
BRETHREN	2008	DISTORTED HUMOR	2015	FL	553	12	1.08	54	1.22	2.19
STARSPANGLED BANNER	2006	CHOISIR	2012	IRE	705	22	1.56	67	1.19	2.12
PANIS	1998	MISWAKI	2003	FR	288	5	0.87	18	0.78	2.11
FROSTED	2012	TAPIT	2018	KY	621	15	1.21	63	1.27	2.09
BUSTIN STONES	2004	CITY ZIP	2010	NY	441	12	1.36	44	1.25	2.08
REDESDALE	2013	SPEIGHTSTOWN	2020	NY	45	0	-	5	1.39	2.08
HOOTENANNY	2012	QUALITY ROAD	2019	KY	34	0	-	1	0.37	2.08
AIR FORCE BLUE	2013	WAR FRONT	2018	KOR	406	9	1.11	38	1.17	2.07
NEW BAY	2012	DUBAWI	2018	IRE	353	23	3.26	55	1.95	2.05
GIRVIN	2014	TALE OF EKATI	2020	KY	138	9	3.26	16	1.45	2.02
KARAKONTIE	2011	BERNSTEIN	2017	KY	336	14	2.08	37	1.38	2.02
GOKEN	2012	KENDARGENT	2018	FR	225	9	2.00	27	1.50	2.02
AMI'S HOLIDAY	2011	HARLAN'S HOLIDAY	2018	ON	106	2	0.94	9	1.06	2.02
AMARON	2009	SHAMARDAL	2017	GER	255	1	0.20	18	0.88	2.00
SPEIGHTSTOWN	1998	GONE WEST	2006	DEAD	1559	81	2.60	251	2.01	1.99
CAIRO PRINCE	2011	PIONEER OF THE NILE	2016	KY	1136	23	1.01	109	1.20	1.99
UNCLE MO	2008	INDIAN CHARLIE	2013	KY	1886	108	2.86	287	1.90	1.98
GREAT NOTION	2000	ELUSIVE QUALITY	2006	MD	707	16	1.13	100	1.77	1.98
DE TREVILLE	2012	OASIS DREAM	2019	FR	60	1	0.83	5	1.04	1.98

**TABLE 6. TOP 50 NA / EU SIREs BY 3YO ABC RUNNER INDEX**

SIRE	YR	HIS SIRE	1 <sup>st</sup> Foals	ST	Rnrs	# A's	A Index	# ABC's	ABC Index	3yo Index
GUN RUNNER	2013	CANDY RIDE	2019	KY	394	36	4.57	82	2.60	2.64
GALILEO	1998	SADLER'S WELLS	2003	DEAD	1665	202	6.07	368	2.76	2.61
FRANKEL	2008	GALILEO	2014	ENG	1478	142	4.80	311	2.63	2.57
BLOFELD	2012	QUALITY ROAD	2019	MD	96	0	-	16	2.08	2.48
ZARAK	2013	DUBAWI	2019	FR	209	20	4.78	41	2.45	2.34
INTO MISCHIEF	2005	HARLAN'S HOLIDAY	2010	KY	2716	156	2.87	490	2.26	2.26
ARROGATE	2013	UNBRIDLED'S SONG	2019	DEAD	303	22	3.63	55	2.27	2.23
CURLIN	2004	SMART STRIKE	2010	KY	1685	119	3.53	302	2.24	2.22
TAPIT	2001	PULPIT	2006	KY	1765	106	3.00	292	2.07	2.20
DUBAWI	2002	DUBAI MILLENNIUM	2007	ENG	1692	182	5.38	376	2.78	2.10
CONSTITUTION	2011	TAPIT	2017	KY	829	48	2.90	128	1.93	2.06
SOUPER SPEEDY	2009	INDIAN CHARLIE	2016	ON	368	13	1.77	53	1.80	2.01
ARMY MULE	2014	FRIESAN FIRE	2020	KY	159	5	1.57	27	2.12	2.01
NOT THIS TIME	2014	GIANT'S CAUSEWAY	2018	KY	507	33	3.25	85	2.10	1.98
SQUARE EDDIE	2006	SMART STRIKE	2011	RETIRED	597	18	1.51	68	1.42	1.96
WAR FRONT	2002	DANZIG	2008	KY	1198	86	3.59	215	2.24	1.95
SPEIGHTSTOWN	1998	GONE WEST	2006	DEAD	1559	81	2.60	251	2.01	1.93
PIONEEROF THE NILE	2006	EMPIRE MAKER	2011	DEAD	1220	43	1.76	168	1.72	1.90
WEIGELIA	2001	SAFELY'S MARK	2010	PA	359	10	1.39	54	1.88	1.88
KINGMAN	2011	INVINCIBLE SPIRIT	2016	ENG	1228	72	2.93	190	1.93	1.86
UNCLE MO	2008	INDIAN CHARLIE	2013	KY	1886	108	2.86	287	1.90	1.84
CITY OF LIGHT	2014	QUALITY ROAD	2020	KY	154	7	2.27	20	1.62	1.79
ROARING LION	2015	KITTEN'S JOY	2020	DEAD	134	4	1.49	16	1.49	1.78
GALIWAY	2011	GALILEO	2017	FR	238	18	3.78	37	1.94	1.77
CANDY RIDE	1999	RIDE THE RAILS	2006	KY	1564	82	2.62	227	1.81	1.77
ADLERFLUG	2004	IN THE WINGS	2011	DEAD	433	28	3.23	56	1.62	1.72
BOLT D'ORO	2015	MEDAGLIA D'ORO	2020	KY	233	10	2.15	32	1.72	1.68
SEA THE STARS	2006	CAPE CROSS	2011	IRE	1425	96	3.37	218	1.91	1.67
GHOSTZAPPER	2000	AWESOME AGAIN	2007	KY	1464	72	2.46	232	1.98	1.66
QUALITY ROAD	2006	ELUSIVE QUALITY	2012	KY	1581	72	2.28	228	1.80	1.65
NYQUIST	2013	UNCLE MO	2018	KY	563	23	2.04	77	1.71	1.62
NIGHT OF THUNDER	2011	DUBAWI	2017	IRE	592	28	2.36	88	1.86	1.61
HARRY'S HOLIDAY	2011	HARLAN'S HOLIDAY	2018	IN	100	3	1.50	7	0.88	1.61
SOCIAL INCLUSION	2011	PIONEEROF THE NILE	2018	FL	144	2	0.69	14	1.22	1.59
MEDAGLIA D'ORO	1999	EL PRADO	2006	KY	1321	77	2.91	182	1.72	1.58
KHOZAN	2012	DISTORTED HUMOR	2017	FL	568	11	0.97	67	1.47	1.58
PRACTICAL JOKE	2014	INTO MISCHIEF	2019	KY	494	21	2.13	75	1.90	1.57
AREION	1995	BIG SHUFFLE	2002	DEAD	637	24	1.88	88	1.73	1.57
FARHH	2008	PIVOTAL	2015	ENG	307	17	2.77	42	1.71	1.52
AMERICAN PHAROAH	2012	PIONEEROF THE NILE	2017	KY	1033	45	2.18	136	1.65	1.52
NATIONAL FLAG	2015	SPEIGHTSTOWN	2020	OH	39	0	-	3	0.96	1.52
GOOD MAGIC	2015	CURLIN	2020	KY	189	12	3.17	25	1.65	1.51
FLATTER	1999	A.P. INDY	2005	DEAD	1191	32	1.34	132	1.39	1.50
MR. BIG	2003	DYNAFORMER	2012	CA	314	5	0.80	32	1.27	1.50
BEE JERSEY	2014	JERSEY TOWN	2020	KY	49	2	2.04	5	1.28	1.49
TONALIST	2011	TAPIT	2017	KY	590	23	1.95	70	1.48	1.49
BLAME	2006	ARCH	2012	KY	1065	38	1.78	131	1.54	1.49
LOPE DE VEGA	2007	SHAMARDAL	2012	IRE	1908	88	2.31	272	1.78	1.47
GREAT NOTION	2000	ELUSIVE QUALITY	2006	MD	707	16	1.13	100	1.77	1.47
LAOBAN	2013	UNCLE MO	2018	DEAD	337	16	2.37	45	1.67	1.46



## STALLIONS FIRST FOALS 2018



*New Bay, 3.26 A / 1.95 ABC Runner Index  
Photo courtesy Ballylinch Stud*



*Not This Time, 3.25 A / 2.10 ABC Index  
Photo courtesy Taylor Made Stallions*

**TABLE 7. TOP 15 NA/EU F2018 SIRES BY A RUNNER INDEX**

SIRE	YR	HIS SIRE	1 <sup>st</sup> Foals	ST	Runners	# A's	A Index	# ABC's	ABC Index
NEW BAY	2012	DUBAWI	2018	IRE	353	23	3.26	55	1.95
NOT THIS TIME	2014	GIANT'S CAUSEWAY	2018	KY	507	33	3.25	85	2.10
LAOBAN	2013	UNCLE MO	2018	DEAD	337	16	2.37	45	1.67
FIRING LINE	2012	LINE OF DAVID	2018	KY	139	6	2.16	12	1.08
KODI BEAR	2012	KODIAC	2018	IRE	304	13	2.14	24	0.99
NYQUIST	2013	UNCLE MO	2018	KY	563	23	2.04	77	1.71
GOKEN	2012	KENDARGENT	2018	FR	225	9	2.00	27	1.50
MEHMAS	2014	ACCLAMATION	2018	IRE	629	24	1.91	74	1.47
ISFAHAN	2013	LORD OF ENGLAND	2018	GER	106	4	1.89	8	0.94
PROTECTIONIST	2010	MONSUN	2018	DEAD	126	4	1.59	10	0.99
GUILIANI	2011	TERTULLIAN	2018	GER	96	3	1.56	6	0.78
HARRY'S HOLIDAY	2011	HARLAN'S HOLIDAY	2018	IN	100	3	1.50	7	0.88
RUNHAPPY	2012	SUPER SAVER	2018	KY	482	14	1.45	50	1.30
TAMARANDO	2011	BERTRANDO	2018	CA	69	2	1.45	6	1.09
COUNTERATTACK	2012	REDOUTE'S CHOICE	2018	GER	70	2	1.43	9	1.61

**TABLE 8. TOP 15 NA/EU F2018 SIRES BY ABC RUNNER INDEX**

SIRE	YR	HIS SIRE	1 <sup>st</sup> Foals	ST	Runners	# A's	A Index	# ABC's	ABC Index
NOT THIS TIME	2014	GIANT'S CAUSEWAY	2018	KY	507	33	3.25	85	2.10
NEW BAY	2012	DUBAWI	2018	IRE	353	23	3.26	55	1.95
NYQUIST	2013	UNCLE MO	2018	KY	563	23	2.04	77	1.71
LAOBAN	2013	UNCLE MO	2018	DEAD	337	16	2.37	45	1.67
COUNTERATTACK	2012	REDOUTE'S CHOICE	2018	GER	70	2	1.43	9	1.61
MARTINBOROUGH	2009	DEEP IMPACT	2018	FR	112	2	0.89	14	1.56
GOKEN	2012	KENDARGENT	2018	FR	225	9	2.00	27	1.50
MEHMAS	2014	ACCLAMATION	2018	IRE	629	24	1.91	74	1.47
BELARDO	2012	LOPE DE VEGA	2018	ENG	326	7	1.07	37	1.42
RELOAD	2009	HARD SPUN	2018	ON	205	5	1.22	23	1.40
UPSTART	2012	FLATTER	2018	KY	409	11	1.34	44	1.34
TERRITORIES	2012	INVINCIBLE SPIRIT	2018	ENG	434	11	1.27	46	1.32
RUNHAPPY	2012	SUPER SAVER	2018	KY	482	14	1.45	50	1.30
MARKING	2012	BERNARDINI	2018	NM	164	4	1.22	17	1.30
FROSTED	2012	TAPIT	2018	KY	621	15	1.21	63	1.27



Mehmas, 24 A / 74 ABC Runners  
Photo courtesy Tally Ho Stud



Nyquist, 23 A / 77 ABC Runners  
Photo courtesy Darley Stallions

**TABLE 9. TOP 15 NA/EU F2018 SIRES BY NUMBER OF A RUNNERS**

SIRE	YR	HIS SIRE	1 <sup>st</sup> Foals	ST	Runners	# A's	A Index	# ABC's	ABC Index
NOT THIS TIME	2014	GIANT'S CAUSEWAY	2018	KY	507	33	3.25	85	2.10
MEHMAS	2014	ACCLAMATION	2018	IRE	629	24	1.91	74	1.47
NEW BAY	2012	DUBAWI	2018	IRE	353	23	3.26	55	1.95
NYQUIST	2013	UNCLE MO	2018	KY	563	23	2.04	77	1.71
LAOBAN	2013	UNCLE MO	2018	DEAD	337	16	2.37	45	1.67
FROSTED	2012	TAPIT	2018	KY	621	15	1.21	63	1.27
RUNHAPPY	2012	SUPER SAVER	2018	KY	482	14	1.45	50	1.30
KODI BEAR	2012	KODIAC	2018	IRE	304	13	2.14	24	0.99
SPEIGHTSTER	2012	SPEIGHTSTOWN	2018	DEAD	604	13	1.08	58	1.20
UPSTART	2012	FLATTER	2018	KY	409	11	1.34	44	1.34
TERRITORIES	2012	INVINCIBLE SPIRIT	2018	ENG	434	11	1.27	46	1.32
GOKEN	2012	KENDARGENT	2018	FR	225	9	2.00	27	1.50
AIR FORCE BLUE	2013	WAR FRONT	2018	KOR	406	9	1.11	38	1.17
OUTWORK	2013	UNCLE MO	2018	KY	448	8	0.89	29	0.81
BELARDO	2012	LOPE DE VEGA	2018	ENG	326	7	1.07	37	1.42
ADAAY	2012	KODIAC	2018	ITY	349	7	1.00	22	0.79

**TABLE 10. TOP 15 NA/EU F2018 SIRES BY NUMBER OF ABC RUNNERS**

SIRE	YR	HIS SIRE	1 <sup>st</sup> Foals	ST	Runners	# A's	A Index	# ABC's	ABC Index
NOT THIS TIME	2014	GIANT'S CAUSEWAY	2018	KY	507	33	3.25	85	2.10
NYQUIST	2013	UNCLE MO	2018	KY	563	23	2.04	77	1.71
MEHMAS	2014	ACCLAMATION	2018	IRE	629	24	1.91	74	1.47
FROSTED	2012	TAPIT	2018	KY	621	15	1.21	63	1.27
SPEIGHTSTER	2012	SPEIGHTSTOWN	2018	DEAD	604	13	1.08	58	1.20
NEW BAY	2012	DUBAWI	2018	IRE	353	23	3.26	55	1.95
RUNHAPPY	2012	SUPER SAVER	2018	KY	482	14	1.45	50	1.30
TERRITORIES	2012	INVINCIBLE SPIRIT	2018	ENG	434	11	1.27	46	1.32
LAOBAN	2013	UNCLE MO	2018	DEAD	337	16	2.37	45	1.67
UPSTART	2012	FLATTER	2018	KY	409	11	1.34	44	1.34
AIR FORCE BLUE	2013	WAR FRONT	2018	KOR	406	9	1.11	38	1.17
BELARDO	2012	LOPE DE VEGA	2018	ENG	326	7	1.07	37	1.42
SHALAA	2013	INVINCIBLE SPIRIT	2018	AUS	520	6	0.58	31	0.75
OUTWORK	2013	UNCLE MO	2018	KY	448	8	0.89	29	0.81
WAR DANCER	2010	WAR FRONT	2018	NY	279	1	0.18	28	1.25
NOT THIS TIME	2014	GIANT'S CAUSEWAY	2018	KY	507	33	3.25	85	2.10

[Click here to view a complete roster of 77 Northern Hemisphere APEX Sires with FFLS 2018](#)

## STALLIONS FIRST FOALS 2019



*Gun Runner, 4.57 A / 2.60 ABC Index  
Photo Courtesy Three Chimneys*



*Zarak, 4.78 A / 2.60 ABC Index  
Photo Courtesy Aga Khan Stud*

**TABLE 11. TOP 15 NAEU F2019 SIRES BY A RUNNER INDEX**

SIRE	YR	HIS SIRE	1 <sup>st</sup> Foals	ST	Runners	# A's	A Index	# ABC's	ABC Index
ZARAK	2013	DUBAWI	2019	FR	209	20	4.78	41	2.45
GUN RUNNER	2013	CANDY RIDE	2019	KY	394	36	4.57	82	2.60
ARROGATE	2013	UNBRIDLED'S SONG	2019	DEAD	303	22	3.63	55	2.27
PRACTICAL JOKE	2014	INTO MISCHIEF	2019	KY	494	21	2.13	75	1.90
BIRD SONG	2013	UNBRIDLED'S SONG	2019	KSA	49	2	2.04	4	1.02
THE GREY GATSBY	2011	MASTERCRAFTSMAN	2019	FR	149	5	1.68	11	0.92
DIVINING ROD	2012	TAPIT	2019	MD	180	6	1.67	14	0.97
CUPID	2013	TAPIT	2019	MD	279	9	1.61	23	1.03
EL DEAL	2012	MUNNINGS	2019	LA	93	3	1.61	5	0.67
CHURCHILL	2014	GALILEO	2019	IRE	444	14	1.58	39	1.10
CLASSIC EMPIRE	2014	PIONEEROF THE NILE	2019	KOR	323	10	1.55	37	1.43
CONNECT	2013	CURLIN	2019	KY	347	10	1.44	43	1.55
STRAIGHT FIRE	2014	DOMINUS	2019	CA	70	2	1.43	5	0.89
TU BRUTUS	2012	SCAT DADDY	2019	TUR	36	1	1.39	2	0.69
EL KABEIR	2012	SCAT DADDY	2019	ITY	165	4	1.21	10	0.76

**TABLE 12. TOP 15 NAEU F2019 SIRES BY ABC RUNNER INDEX**

SIRE	YR	HIS SIRE	1 <sup>st</sup> Foals	ST	Runners	# A's	A Index	# ABC's	ABC Index
GUN RUNNER	2013	CANDY RIDE	2019	KY	394	36	4.57	82	2.60
ZARAK	2013	DUBAWI	2019	FR	209	20	4.78	41	2.45
ARROGATE	2013	UNBRIDLED'S SONG	2019	DEAD	303	22	3.63	55	2.27
BLOFELD	2012	QUALITY ROAD	2019	MD	96	0	-	16	2.08
PRACTICAL JOKE	2014	INTO MISCHIEF	2019	KY	494	21	2.13	75	1.90
CONNECT	2013	CURLIN	2019	KY	347	10	1.44	43	1.55
CLASSIC EMPIRE	2014	PIONEEROF THE NILE	2019	KOR	323	10	1.55	37	1.43
HOLY BOSS	2012	STREET BOSS	2019	MD	117	2	0.85	11	1.18
ASTERN	2013	MEDAGLIA D'ORO	2019	AUS	196	2	0.51	18	1.15
LORD NELSON	2012	PULPIT	2019	DEAD	244	4	0.82	22	1.13
CHURCHILL	2014	GALILEO	2019	IRE	444	14	1.58	39	1.10
DE TREVILLE	2012	OASIS DREAM	2019	FR	60	1	0.83	5	1.04
CUPID	2013	TAPIT	2019	MD	279	9	1.61	23	1.03
COTAI GLORY	2012	EXCEED AND EXCEL	2019	IRE	302	7	1.16	25	1.03
BIRD SONG	2013	UNBRIDLED'S SONG	2019	KSA	49	2	2.04	4	1.02





Practical Joke, 21 A / 75 ABC Runners  
Photo courtesy Coolmore Ashford



Arrogate, 22 A / 55 ABC Runners  
Photo courtesy Juddmonte

**TABLE 13. TOP 15 F2019 NA/EU SIRES BY NUMBER OF A RUNNERS**

SIRE	YR	HIS SIRE	1 <sup>st</sup> Foals	ST	Runners	# A's	A Index	# ABC's	ABC Index
GUN RUNNER	2013	CANDY RIDE	2019	KY	394	36	4.57	82	2.60
ARROGATE	2013	UNBRIDLED'S SONG	2019	DEAD	303	22	3.63	55	2.27
PRACTICAL JOKE	2014	INTO MISCHIEF	2019	KY	494	21	2.13	75	1.90
ZARAK	2013	DUBAWI	2019	FR	209	20	4.78	41	2.45
CHURCHILL	2014	GALILEO	2019	IRE	444	14	1.58	39	1.10
CLASSIC EMPIRE	2014	PIONEEROF THE NILE	2019	KOR	323	10	1.55	37	1.43
CONNECT	2013	CURLIN	2019	KY	347	10	1.44	43	1.55
CUPID	2013	TAPIT	2019	MD	279	9	1.61	23	1.03
COTAI GLORY	2012	EXCEED AND EXCEL	2019	IRE	302	7	1.16	25	1.03
DIVINING ROD	2012	TAPIT	2019	MD	180	6	1.67	14	0.97
THE GREY GATSBY	2011	MASTERCRAFTSMAN	2019	FR	149	5	1.68	11	0.92
GALILEO GOLD	2013	PACO BOY	2019	FR	210	5	1.19	15	0.89
TIME TEST	2012	DUBAWI	2019	ENG	218	5	1.15	10	0.57
ULYSSES	2013	GALILEO	2019	ENG	233	5	1.07	12	0.64
ALMANZOR	2013	WOOTTON BASSETT	2019	FR	280	5	0.89	16	0.71
PROFITABLE	2012	INVINCIBLE SPIRIT	2019	TUR	385	5	0.65	21	0.68
KLIMT	2014	QUALITY ROAD	2019	TUR	386	5	0.65	19	0.62

**TABLE 14. TOP 15 F2019 NA/EU SIRES BY NUMBER OF ABC RUNNERS**

SIRE	YR	HIS SIRE	1 <sup>st</sup> Foals	ST	Runners	# A's	A Index	# ABC's	ABC Index
GUN RUNNER	2013	CANDY RIDE	2019	KY	394	36	4.57	82	2.60
PRACTICAL JOKE	2014	INTO MISCHIEF	2019	KY	494	21	2.13	75	1.90
ARROGATE	2013	UNBRIDLED'S SONG	2019	DEAD	303	22	3.63	55	2.27
CONNECT	2013	CURLIN	2019	KY	347	10	1.44	43	1.55
ZARAK	2013	DUBAWI	2019	FR	209	20	4.78	41	2.45
CHURCHILL	2014	GALILEO	2019	IRE	444	14	1.58	39	1.10
CLASSIC EMPIRE	2014	PIONEEROF THE NILE	2019	KOR	323	10	1.55	37	1.43
COTAI GLORY	2012	EXCEED AND EXCEL	2019	IRE	302	7	1.16	25	1.03
CUPID	2013	TAPIT	2019	MD	279	9	1.61	23	1.03
KEEN ICE	2012	CURLIN	2019	KY	297	2	0.34	23	0.97
LORD NELSON	2012	PULPIT	2019	DEAD	244	4	0.82	22	1.13
PROFITABLE	2012	INVINCIBLE SPIRIT	2019	TUR	385	5	0.65	21	0.68
KLIMT	2014	QUALITY ROAD	2019	TUR	386	5	0.65	19	0.62
GORMLEY	2014	MALIBU MOON	2019	LA	290	3	0.52	18	0.78
ASTERN	2013	MEDAGLIA D'ORO	2019	AUS	196	2	0.51	18	1.15
UNIFIED	2013	CANDY RIDE	2019	LA	280	0	-	18	0.80

[Click here to view a complete roster of 80 Northern Hemisphere APEX Sires with FFLS 2019](#)

## STALLIONS FIRST FOALS 2020



Justify, 4.29 A / 1.79 ABC Index  
Photo courtesy Coolmore Ashford



Army Mule, 1.57 A / 2.12 ABC Index  
Photo courtesy Hill'n'Dale Xalapa

**TABLE 15. TOP 15 NAEU F2020 SIRES BY A RUNNER INDEX**

SIRE	YR	HIS SIRE	1 <sup>st</sup> Foals	ST	Runners	# A's	A Index	# ABC's	ABC Index
JUSTIFY	2015	SCAT DADDY	2020	KY	245	21	4.29	35	1.79
GIRVIN	2014	TALE OF EKATI	2020	KY	138	9	3.26	16	1.45
GOOD MAGIC	2015	CURLIN	2020	KY	189	12	3.17	25	1.65
SIOUX NATION	2015	SCAT DADDY	2020	IRE	216	11	2.55	19	1.10
SAXON WARRIOR	2015	DEEP IMPACT	2020	IRE	201	10	2.49	19	1.18
OSCAR PERFORMANCE	2014	KITTEN'S JOY	2020	KY	128	6	2.34	13	1.27
CITY OF LIGHT	2014	QUALITY ROAD	2020	KY	154	7	2.27	20	1.62
HAVANA GREY	2015	HAVANA GOLD	2020	ENG	227	10	2.20	33	1.82
BOLT D'ORO	2015	MEDAGLIA D'ORO	2020	KY	233	10	2.15	32	1.72
BEE JERSEY	2014	JERSEY TOWN	2020	KY	49	2	2.04	5	1.28
FOREVER D'ORO	2013	MEDAGLIA D'ORO	2020	IN	27	1	1.85	2	0.93
RANSOM THE MOON	2012	MALIBU MOON	2020	KY	84	3	1.79	6	0.89
ARMY MULE	2014	FRIESAN FIRE	2020	KY	159	5	1.57	27	2.12
TASLEET	2013	SHOWCASING	2020	IND	97	3	1.55	6	0.77
ROARING LION	2015	KITTEN'S JOY	2020	DEAD	134	4	1.49	16	1.49

**TABLE 16. TOP 15 NAEU F2020 SIRES BY ABC RUNNER INDEX**

SIRE	YR	HIS SIRE	1 <sup>st</sup> Foals	ST	Runners	# A's	A Index	# ABC's	ABC Index
ARMY MULE	2014	FRIESAN FIRE	2020	KY	159	5	1.57	27	2.12
HAVANA GREY	2015	HAVANA GOLD	2020	ENG	227	10	2.20	33	1.82
JUSTIFY	2015	SCAT DADDY	2020	KY	245	21	4.29	35	1.79
BOLT D'ORO	2015	MEDAGLIA D'ORO	2020	KY	233	10	2.15	32	1.72
GOOD MAGIC	2015	CURLIN	2020	KY	189	12	3.17	25	1.65
CITY OF LIGHT	2014	QUALITY ROAD	2020	KY	154	7	2.27	20	1.62
ROARING LION	2015	KITTEN'S JOY	2020	DEAD	134	4	1.49	16	1.49
GIRVIN	2014	TALE OF EKATI	2020	KY	138	9	3.26	16	1.45
REDESDALE	2013	SPEIGHTSTOWN	2020	NY	45	0	-	5	1.39
BEE JERSEY	2014	JERSEY TOWN	2020	KY	49	2	2.04	5	1.28
OSCAR PERFORMANCE	2014	KITTEN'S JOY	2020	KY	128	6	2.34	13	1.27
HARRY ANGEL	2014	DARK ANGEL	2020	ENG	172	1	0.29	17	1.24
SAXON WARRIOR	2015	DEEP IMPACT	2020	IRE	201	10	2.49	19	1.18
GOOD SAMARITAN	2014	HARLAN'S HOLIDAY	2020	KY	144	4	1.39	13	1.13
SIOUX NATION	2015	SCAT DADDY	2020	IRE	216	11	2.55	19	1.10





Good Magic, 12 A / 25 ABC Runners  
Photo courtesy Hill'n'Dale Xalapa



Havana Grey, 10 A / 33 ABC Runners  
Photo courtesy Whitsbury Manor Stud

**TABLE 17. TOP 15 F2020 NA/EU SIRES BY NUMBER OF A RUNNERS**

SIRE	YR	HIS SIRE	1 <sup>st</sup> Foals	ST	Runners	# A's	A Index	# ABC's	ABC Index
JUSTIFY	2015	SCAT DADDY	2020	KY	245	21	4.29	35	1.79
GOOD MAGIC	2015	CURLIN	2020	KY	189	12	3.17	25	1.65
SIOUX NATION	2015	SCAT DADDY	2020	IRE	216	11	2.55	19	1.10
SAXON WARRIOR	2015	DEEP IMPACT	2020	IRE	201	10	2.49	19	1.18
HAVANA GREY	2015	HAVANA GOLD	2020	ENG	227	10	2.20	33	1.82
BOLT D'ORO	2015	MEDAGLIA D'ORO	2020	KY	233	10	2.15	32	1.72
GIRVIN	2014	TALE OF EKATI	2020	KY	138	9	3.26	16	1.45
CITY OF LIGHT	2014	QUALITY ROAD	2020	KY	154	7	2.27	20	1.62
OSCAR PERFORMANCE	2014	KITTEN'S JOY	2020	KY	128	6	2.34	13	1.27
ARMY MULE	2014	FRIESAN FIRE	2020	KY	159	5	1.57	27	2.12
COLLECTED	2013	CITY ZIP	2020	KY	186	5	1.34	9	0.60
MENDELSSOHN	2015	SCAT DADDY	2020	KY	301	5	0.83	20	0.83
ROARING LION	2015	KITTEN'S JOY	2020	DEAD	134	4	1.49	16	1.49
GOOD SAMARITAN	2014	HARLAN'S HOLIDAY	2020	KY	144	4	1.39	13	1.13
MO TOWN	2014	UNCLE MO	2020	KY	158	4	1.27	11	0.87

**TABLE 18. TOP 15 F2020 NA/EU SIRES BY NUMBER OF ABC RUNNERS**

SIRE	YR	HIS SIRE	1 <sup>st</sup> Foals	ST	Runners	# A's	A Index	# ABC's	ABC Index
JUSTIFY	2015	SCAT DADDY	2020	KY	245	21	4.29	35	1.79
HAVANA GREY	2015	HAVANA GOLD	2020	ENG	227	10	2.20	33	1.82
BOLT D'ORO	2015	MEDAGLIA D'ORO	2020	KY	233	10	2.15	32	1.72
ARMY MULE	2014	FRIESAN FIRE	2020	KY	159	5	1.57	27	2.12
GOOD MAGIC	2015	CURLIN	2020	KY	189	12	3.17	25	1.65
CITY OF LIGHT	2014	QUALITY ROAD	2020	KY	154	7	2.27	20	1.62
MENDELSSOHN	2015	SCAT DADDY	2020	KY	301	5	0.83	20	0.83
SAXON WARRIOR	2015	DEEP IMPACT	2020	IRE	201	10	2.49	19	1.18
SIOUX NATION	2015	SCAT DADDY	2020	IRE	216	11	2.55	19	1.10
HARRY ANGEL	2014	DARK ANGEL	2020	ENG	172	1	0.29	17	1.24
ROARING LION	2015	KITTEN'S JOY	2020	DEAD	134	4	1.49	16	1.49
GIRVIN	2014	TALE OF EKATI	2020	KY	138	9	3.26	16	1.45
OSCAR PERFORMANCE	2014	KITTEN'S JOY	2020	KY	128	6	2.34	13	1.27
GOOD SAMARITAN	2014	HARLAN'S HOLIDAY	2020	KY	144	4	1.39	13	1.13
CRACKSMAN	2014	FRANKEL	2020	ENG	165	3	0.91	12	0.91
JUSTIFY	2015	SCAT DADDY	2020	KY	245	21	4.29	35	1.79

[Click here to view a complete roster of 71 Northern Hemisphere APEX Sires with FFLS 2020](#)

## JAPANESE SIRES



Deep Impact, 4.36 A / 3.15 ABC Index  
Photo courtesy Shadai Stallion Station



Kitasan Black, 2.06 A / 1.95 ABC Index  
Photo courtesy Shadai Stallion Station

**TABLE 19. TOP 20 JAPANESE SIRES BY A RUNNER INDEX**

SIRE	YR	HIS SIRE	1 <sup>st</sup> Foals	ST	Runners	# A's	A Index	# ABC's	ABC Index
DEEP IMPACT	2002	SUNDAY SILENCE	2008	DEAD	3329	290	4.36	838	3.15
KIZUNA	2010	DEEP IMPACT	2017	JPN	1440	70	2.43	238	2.07
CARAVAGGIO	2014	SCAT DADDY	2019	JPN	339	16	2.36	34	1.25
LORD KANALOA	2008	KING KAMEHAMEHA	2015	JPN	2937	134	2.28	430	1.83
HEART'S CRY	2001	SUNDAY SILENCE	2008	DEAD	2932	126	2.15	452	1.93
KITASAN BLACK	2012	BLACK TIDE	2019	JPN	339	14	2.06	53	1.95
DECLARATION OF WAR	2009	WAR FRONT	2015	JPN	1211	46	1.90	126	1.30
ORFEVRE	2008	STAY GOLD	2015	JPN	1958	74	1.89	235	1.50
DREFONG	2013	GIO PONTI	2019	JPN	582	21	1.80	65	1.40
DURAMENTE	2012	KING KAMEHAMEHA	2018	DEAD	1125	40	1.78	142	1.58
MAURICE	2011	SCREEN HERO	2018	JPN	1041	33	1.59	122	1.46
HARBINGER	2006	DANSILI	2012	JPN	2116	67	1.58	234	1.38
DAIWA MAJOR	2001	SUNDAY SILENCE	2009	JPN	2514	78	1.55	311	1.55
HENNY HUGHES	2003	HENNESSY	2008	JPN	2016	62	1.54	240	1.49
MIKKI ISLE	2011	DEEP IMPACT	2018	JPN	555	17	1.53	56	1.26
DANON BALLADE	2008	DEEP IMPACT	2016	JPN	265	8	1.51	26	1.23
RULERSHIP	2007	KING KAMEHAMEHA	2014	JPN	2606	77	1.48	290	1.39
SCREEN HERO	2004	GRASS WONDER	2011	JPN	1339	39	1.46	146	1.36
SINISTER MINISTER	2003	OLD TRIESTE	2009	JPN	1784	46	1.29	146	1.02
LEONTES	2013	KING KAMEHAMEHA	2018	JPN	822	21	1.28	70	1.06

**TABLE 20. 12 JAPANESE F2018 SIRES BY A RUNNER INDEX**

SIRE	YR	HIS SIRE	1 <sup>st</sup> Foals	ST	Runners	# A's	A Index	# ABC's	ABC Index
DURAMENTE	2012	KING KAMEHAMEHA	2018	DEAD	1125	40	1.78	142	1.58
MAURICE	2011	SCREEN HERO	2018	JPN	1041	33	1.59	122	1.46
MIKKI ISLE	2011	DEEP IMPACT	2018	JPN	555	17	1.53	56	1.26
LEONTES	2013	KING KAMEHAMEHA	2018	JPN	822	21	1.28	70	1.06
HOKKO TARUMAE	2009	KING KAMEHAMEHA	2018	JPN	815	13	0.80	52	0.80
A SHIN HIKARI	2011	DEEP IMPACT	2018	JPN	383	5	0.65	21	0.69
LOVELY DAY	2010	KING KAMEHAMEHA	2018	JPN	533	5	0.47	19	0.45
CALIFORNIA CHROME	2011	LUCKY PULPIT	2018	JPN	514	3	0.29	22	0.54
ASIA EXPRESS	2011	HENNY HUGHES	2018	JPN	779	3	0.19	40	0.64
DANON LEGEND	2010	MACHO UNO	2018	JPN	548	2	0.18	37	0.84
CREATOR	2013	TAPIT	2018	JPN	264	0	-	10	0.47
DANON SHARK	2008	DEEP IMPACT	2018	JPN	139	0	-	5	0.45



**TABLE 21. 13 JAPANESE F2019 SIRES BY A RUNNER INDEX**

SIRE	YR	HIS SIRE	1 <sup>st</sup> Foals	ST	Runners	# A's	A Index	# ABC's	ABC Index
CARAVAGGIO	2014	SCAT DADDY	2019	JPN	339	16	2.36	34	1.25
KITASAN BLACK	2012	BLACK TIDE	2019	JPN	339	14	2.06	53	1.95
DREFONG	2013	GIO PONTI	2019	JPN	582	21	1.80	65	1.40
ISLA BONITA	2011	FUJI KISEKI	2019	JPN	458	9	0.98	34	0.93
BIG ARTHUR	2011	SAKURA BAKUSHIN O	2019	JPN	446	8	0.90	30	0.84
LOGOTYPE	2010	LOHENGRIN	2019	JPN	252	4	0.79	8	0.40
MASTERY	2014	CANDY RIDE	2019	JPN	329	5	0.76	18	0.68
AMERICAN PATRIOT	2013	WAR FRONT	2019	JPN	400	4	0.50	21	0.66
SATONO ALADDIN	2011	DEEP IMPACT	2019	JPN	305	3	0.49	19	0.78
LANI	2013	TAPIT	2019	JPN	322	2	0.31	10	0.39
DEE MAJESTY	2013	DEEP IMPACT	2019	JPN	200	1	0.25	17	1.06
HIGHLAND REEL	2012	GALILEO	2019	JPN	207	1	0.24	4	0.24
COPANO RICKEY	2010	GOLD ALLURE	2019	JPN	540	2	0.19	19	0.44

**TABLE 22. 21 JAPANESE F2020 SIRES BY A RUNNER INDEX**

SIRE	YR	HIS SIRE	1 <sup>st</sup> Foals	ST	Runners	# A's	A Index	# ABC's	ABC Index
FINE NEEDLE	2013	ADMIRE MOON	2020	JPN	146	3	1.03	8	0.68
REAL STEEL	2012	DEEP IMPACT	2020	JPN	221	4	0.90	25	1.41
MIND YOUR BISCUITS	2013	POSSE	2020	JPN	226	4	0.88	12	0.66
NERO	2011	JOHANNESBURG	2020	JPN	77	1	0.65	1	0.16
GREATER LONDON	2012	DEEP IMPACT	2020	JPN	92	1	0.54	7	0.95
GOLD ACTOR	2011	SCREEN HERO	2020	JPN	101	1	0.50	6	0.74
SATONO CROWN	2012	MARJU	2020	JPN	253	2	0.40	10	0.49
MIKKI ROCKET	2013	KING KAMEHAMEHA	2020	JPN	127	1	0.39	5	0.49
BEACH PATROL	2013	LEMON DROP KID	2020	JPN	188	1	0.27	6	0.40
SATONO DIAMOND	2013	DEEP IMPACT	2020	JPN	189	1	0.26	12	0.79
NISHIKEN MONONOFU	2011	MEISHO BOWLER	2020	JPN	81	0	-	4	0.62
YAMAKATSU ACE	2012	KING KAMEHAMEHA	2020	JPN	73	0	-	3	0.51
RED FALX	2011	SWEPT OVERBOARD	2020	JPN	172	0	-	5	0.36
TALISMANIC	2013	MEDAGLIA D'ORO	2020	JPN	140	0	-	3	0.27
RAINBOW LINE	2013	STAY GOLD	2020	JPN	52	0	-	1	0.24
INCANTATION	2010	SINISTER MINISTER	2020	JPN	61	0	-	1	0.20
REVE MISTRAL	2012	KING KAMEHAMEHA	2020	JPN	68	0	-	1	0.18
BEST WARRIOR	2010	MAJESTIC WARRIOR	2020	JPN	220	0	-	2	0.11
HAWKBILL	2013	KITTEN'S JOY	2020	JPN	61	0	-	0	-
MAC MAHON	2014	RAMONTI	2020	JPN	62	0	-	0	-
SHIGERU KAGA	2011	PYRO	2020	JPN	28	0	-	0	-

[Click here to view a complete roster of 144 Japanese Sires with APEX ratings YE2023](#)

## SECTION 2: LEADING NH SIRES OF 2023 A/ABC RUNNERS

TABLE 1. LEADING NA-EU SIRES OF 2023 A RUNNERS

SIRE	FFLS	LOC	ST	A	B	C	ABC	2YO	3YO	4YO	5YO+
FRANKEL	2014	EU	ENG	29	11	16	56	3	23	20	10
INTO MISCHIEF	2010	NA	KY	28	24	22	74	5	38	15	16
DUBAWI	2007	EU	ENG	21	7	16	44	7	11	10	16
KINGMAN	2016	EU	ENG	21	10	26	57	6	32	6	13
GUN RUNNER	2019	NA	KY	18	7	17	42	9	20	13	-
UNCLE MO	2013	NA	KY	17	14	15	46	3	18	14	11
GALILEO	2003	EU	DEAD	16	6	11	33	3	14	5	11
JUSTIFY	2020	NA	KY	16	5	4	25	11	14	-	-
LOPE DE VEGA	2012	EU	IRE	16	15	28	59	6	20	15	18
CURLIN	2010	NA	KY	15	7	20	42	4	15	14	9
NO NAY NEVER	2016	EU	IRE	15	5	14	34	14	13	1	6
ARROGATE	2019	NA	DEAD	14	3	15	32	4	14	14	-
DARK ANGEL	2009	EU	IRE	14	7	16	37	7	8	11	11
SEA THE STARS	2011	EU	IRE	14	6	16	36	2	13	14	7
NOT THIS TIME	2018	NA	KY	13	5	7	25	1	4	12	8
QUALITY ROAD	2012	NA	KY	13	8	15	36	7	18	7	4
VIOLENCE	2015	NA	KY	13	7	10	30	1	14	10	5
WAR FRONT	2008	NA	KY	13	3	8	24	2	9	8	5
AMERICAN PHAROAH	2017	NA	KY	12	6	12	30	3	12	10	5
WOOTTON BASSETT	2013	EU	IRE	12	2	10	24	9	8	3	4
PRACTICAL JOKE	2019	NA	KY	11	7	16	34	7	12	15	-
ZARAK	2019	EU	FR	11	5	7	23	2	10	11	-
MUNNINGS	2012	NA	KY	10	10	24	44	7	12	7	18
TWIRLING CANDY	2013	NA	KY	10	5	9	24	4	9	2	9
AUSTRALIA	2016	EU	IRE	9	1	6	16	0	11	3	2
CANDY RIDE	2006	NA	KY	9	5	6	20	1	11	2	6
ENGLISH CHANNEL	2009	NA	DEAD	9	2	11	22	1	8	2	11
GHOSTZAPPER	2007	NA	KY	9	10	13	32	4	3	9	16
KODIAC	2008	EU	IRE	9	4	20	33	10	15	5	3
FROSTED	2018	NA	KY	8	10	6	24	4	13	6	1
GALIWAY	2017	EU	FR	8	1	4	13	3	6	2	2
GOOD MAGIC	2020	NA	KY	8	2	9	19	5	14	-	-
HARD SPUN	2009	NA	KY	8	6	15	29	3	12	6	8
LIAM'S MAP	2017	NA	KY	8	6	13	27	4	7	5	11
MEDAGLIA D'ORO	2006	NA	KY	8	3	6	17	2	4	8	3
NYQUIST	2018	NA	KY	8	4	11	23	3	12	5	3
SEA THE MOON	2016	EU	ENG	8	1	2	11	2	6	3	0
SIOUX NATION	2020	EU	IRE	8	1	3	12	5	7	-	-
STREET SENSE	2009	NA	KY	8	11	14	33	6	7	8	12
TAPIT	2006	NA	KY	8	5	13	26	3	11	6	6

**TABLE 2. LEADING NA-EU SIRES OF 2023 ABC RUNNERS**

SIRE	FFLS	LOC	ST	A	B	C	ABC	2YO	3YO	4YO	5YO+
INTO MISCHIEF	2010	NA	KY	28	24	22	74	5	38	15	16
LOPE DE VEGA	2012	EU	IRE	16	15	28	59	6	20	15	18
KINGMAN	2016	EU	ENG	21	10	26	57	6	32	6	13
FRANKEL	2014	EU	ENG	29	11	16	56	3	23	20	10
UNCLE MO	2013	NA	KY	17	14	15	46	3	18	14	11
DUBAWI	2007	EU	ENG	21	7	16	44	7	11	10	16
MUNNINGS	2012	NA	KY	10	10	24	44	7	12	7	18
CURLIN	2010	NA	KY	15	7	20	42	4	15	14	9
GUN RUNNER	2019	NA	KY	18	7	17	42	9	20	13	-
DARK ANGEL	2009	EU	IRE	14	7	16	37	7	8	11	11
QUALITY ROAD	2012	NA	KY	13	8	15	36	7	18	7	4
SEA THE STARS	2011	EU	IRE	14	6	16	36	2	13	14	7
NO NAY NEVER	2016	EU	IRE	15	5	14	34	14	13	1	6
PRACTICAL JOKE	2019	NA	KY	11	7	16	34	7	12	15	-
GALILEO	2003	EU	DEAD	16	6	11	33	3	14	5	11
KODIAC	2008	EU	IRE	9	4	20	33	10	15	5	3
STREET SENSE	2009	NA	KY	8	11	14	33	6	7	8	12
ARROGATE	2019	NA	DEAD	14	3	15	32	4	14	14	-
GHOSTZAPPER	2007	NA	KY	9	10	13	32	4	3	9	16
CONSTITUTION	2017	NA	KY	7	11	13	31	9	6	7	9
AMERICAN PHAROAH	2017	NA	KY	12	6	12	30	3	12	10	5
SPEIGHTSTOWN	2006	NA	DEAD	4	7	19	30	6	15	4	5
VIOLENCE	2015	NA	KY	13	7	10	30	1	14	10	5
HARD SPUN	2009	NA	KY	8	6	15	29	3	12	6	8
SIYOUNI	2012	EU	FR	7	8	13	28	4	11	6	7
KANTHAROS	2012	NA	KY	7	8	12	27	4	8	6	9
LIAM'S MAP	2017	NA	KY	8	6	13	27	4	7	5	11
MIDSHIPMAN	2012	NA	KY	4	11	11	26	5	7	7	7
PIONEEROF THE NILE	2011	NA	DEAD	7	10	9	26	0	5	10	11
TAPIT	2006	NA	KY	8	5	13	26	3	11	6	6
JUSTIFY	2020	NA	KY	16	5	4	25	11	14	-	-
NOT THIS TIME	2018	NA	KY	13	5	7	25	1	4	12	8
FROSTED	2018	NA	KY	8	10	6	24	4	13	6	1
GOLDENCENTS	2016	NA	KY	3	7	14	24	4	10	4	6
TWIRLING CANDY	2013	NA	KY	10	5	9	24	4	9	2	9
WAR FRONT	2008	NA	KY	13	3	8	24	2	9	8	5
WOOTTON BASSETT	2013	EU	IRE	12	2	10	24	9	8	3	4
NYQUIST	2018	NA	KY	8	4	11	23	3	12	5	3
ZARAK	2019	EU	FR	11	5	7	23	2	10	11	-
BOLT D'ORO	2020	NA	KY	7	4	11	22	3	19	-	-
CAIRO PRINCE	2016	NA	KY	6	4	12	22	3	9	6	4
CONNECT	2019	NA	KY	7	4	11	22	1	7	14	-
INVINCIBLE SPIRIT	2004	EU	IRE	2	6	14	22	2	6	3	11
SPEIGHTSTER	2018	NA	DEAD	5	4	13	22	2	8	7	5
DISTORTED HUMOR	2000	NA	RETIRED	7	4	10	21	0	7	7	7
RUNHAPPY	2018	NA	KY	5	0	16	21	3	6	7	5
ZOFFANY	2013	EU	DEAD	6	2	13	21	1	7	2	11
CANDY RIDE	2006	NA	KY	9	5	6	20	1	11	2	6
MACLEAN'S MUSIC	2014	NA	KY	5	7	8	20	1	9	7	3

[Click here to view a complete roster of 760 NA-EU sires with 2023 ABC runners](#)

**TABLE 3. LEADING JAPANESE SIRE OF 2023 A RUNNERS**

SIRE	FFLS	LOC	ST	A	B	C	ABC	2YO	3YO	4YO	5YO+
LORD KANALOA	2015	JP	JPN	24	25	34	83	2	23	36	22
DEEP IMPACT	2008	JP	DEAD	22	15	29	66	0	4	28	34
DURAMENTE	2018	JP	DEAD	21	13	33	67	0	27	30	10
KIZUNA	2017	JP	JPN	21	18	34	73	7	21	19	26
HEART'S CRY	2008	JP	DEAD	19	16	29	64	3	20	18	23
MAURICE	2018	JP	JPN	17	12	24	53	5	19	16	13
DREFONG	2019	JP	JPN	15	9	13	37	2	14	21	-
HARBINGER	2012	JP	JPN	14	7	18	39	2	14	16	7
HENNY HUGHES	2008	JP	JPN	14	12	20	46	3	22	9	12
SINISTER MINISTER	2009	JP	JPN	12	5	13	30	2	9	13	6
KING KAMEHAMEHA	2006	JP	DEAD	11	9	15	35	0	0	13	22
EPIPHANEIA	2017	JP	JPN	9	9	21	39	5	16	12	6
SCREEN HERO	2011	JP	JPN	8	5	9	22	0	6	7	9
DAIWA MAJOR	2009	JP	JPN	7	8	15	30	3	9	11	7
KITASAN BLACK	2019	JP	JPN	7	10	18	35	0	17	18	-
LEONTES	2018	JP	JPN	7	7	11	25	1	6	12	6
ORFEVRE	2015	JP	JPN	7	10	14	31	0	4	9	18
RULERSHIP	2014	JP	JPN	7	13	19	39	0	18	6	15
CARAVAGGIO	2019	JP	JPN	6	2	6	14	4	1	9	-
DECLARATION OF WAR	2015	JP	JPN	6	3	9	18	1	8	3	6
JUST A WAY	2016	JP	JPN	6	6	12	24	2	11	6	5
HOKKO TARUMAE	2018	JP	JPN	5	5	11	21	2	9	7	3
ISLA BONITA	2019	JP	JPN	5	3	15	23	0	14	9	-
PYRO	2011	JP	JPN	5	5	12	22	2	8	6	6

**TABLE 4. LEADING JAPANESE SIRE OF 2023 ABC RUNNERS**

SIRE	FFLS	LOC	ST	A	B	C	ABC	2YO	3YO	4YO	5YO+
LORD KANALOA	2015	JP	JPN	24	25	34	83	2	23	36	22
KIZUNA	2017	JP	JPN	21	18	34	73	7	21	19	26
DURAMENTE	2018	JP	DEAD	21	13	33	67	0	27	30	10
DEEP IMPACT	2008	JP	DEAD	22	15	29	66	0	4	28	34
HEART'S CRY	2008	JP	DEAD	19	16	29	64	3	20	18	23
MAURICE	2018	JP	JPN	17	12	24	53	5	19	16	13
HENNY HUGHES	2008	JP	JPN	14	12	20	46	3	22	9	12
HARBINGER	2012	JP	JPN	14	7	18	39	2	14	16	7
EPIPHANEIA	2017	JP	JPN	9	9	21	39	5	16	12	6
RULERSHIP	2014	JP	JPN	7	13	19	39	0	18	6	15
DREFONG	2019	JP	JPN	15	9	13	37	2	14	21	-
KING KAMEHAMEHA	2006	JP	DEAD	11	9	15	35	0	0	13	22
KITASAN BLACK	2019	JP	JPN	7	10	18	35	0	17	18	-
ORFEVRE	2015	JP	JPN	7	10	14	31	0	4	9	18
SINISTER MINISTER	2009	JP	JPN	12	5	13	30	2	9	13	6
DAIWA MAJOR	2009	JP	JPN	7	8	15	30	3	9	11	7
LEONTES	2018	JP	JPN	7	7	11	25	1	6	12	6
JUST A WAY	2016	JP	JPN	6	6	12	24	2	11	6	5
REAL STEEL	2020	JP	JPN	3	8	13	24	4	20	-	-
ISLA BONITA	2019	JP	JPN	5	3	15	23	0	14	9	-

[Click here to view a complete roster of 164 Japanese Sires with 2023 ABC runners](#)



**TABLE 5. 13 NA-EU F2021 SIRES WITH 2+ ABC RUNNERS 2023**

SIRE	FFLS	LOC	ST	A	B	C	ABC
BLUE POINT	2021	EU	IRE	2	4	3	9
TEN SOVEREIGNS	2021	EU	IRE	2	0	7	9
INNS OF COURT	2021	EU	IRE	0	0	7	7
TOO DARN HOT	2021	EU	ENG	4	1	2	7
CALYX	2021	EU	IRE	3	2	2	7
FLAMEAWAY	2021	NA	KY	1	2	3	6
MITOLE	2021	NA	KY	2	1	3	6
VINO ROSSO	2021	NA	KY	1	2	3	6
OMAHA BEACH	2021	NA	KY	0	3	3	6
MAXIMUS MISCHIEF	2021	NA	KY	2	1	2	5
SOLDIER'S CALL	2021	EU	ENG	1	1	3	5
AUDIBLE	2021	NA	KY	0	1	3	4
SOLOMINI	2021	NA	NY	2	0	2	4
COPPER BULLET	2021	NA	KY	1	1	1	3
ENTICED	2021	NA	KY	1	0	1	2
YOSHIDA	2021	NA	JPN	0	1	1	2
STUDY OF MAN	2021	EU	ENG	2	0	0	2
INVINCIBLE ARMY	2021	EU	IRE	0	2	0	2
CITY LIGHT	2021	EU	FR	0	0	2	2
PHOENIX OF SPAIN	2021	EU	IRE	1	0	1	2
DEMACHELIER	2021	NA	KY	0	0	2	2

**TABLE 6. 13 NA-EU F2020 SIRES WITH 6+ ABC RUNNERS 2023**

SIRE	FFLS	LOC	ST	A	B	C	ABC	2YO	3YO
JUSTIFY	2020	NA	KY	16	5	4	25	11	14
BOLT D'ORO	2020	NA	KY	7	4	11	22	3	19
ARMY MULE	2020	NA	KY	4	4	11	19	4	15
GOOD MAGIC	2020	NA	KY	8	2	9	19	5	14
HAVANA GREY	2020	EU	ENG	6	9	4	19	11	8
CITY OF LIGHT	2020	NA	KY	6	5	4	15	2	13
MENDELSSOHN	2020	NA	KY	4	2	9	15	5	10
ROARING LION	2020	EU	DEAD	3	4	7	14	0	14
HARRY ANGEL	2020	EU	ENG	1	4	8	13	3	10
SAXON WARRIOR	2020	EU	IRE	5	2	5	12	2	10
SIOUX NATION	2020	EU	IRE	8	1	3	12	5	7
CRACKSMAN	2020	EU	ENG	3	2	6	11	0	11
GIRVIN	2020	NA	KY	5	3	3	11	2	9
ZOUSTAR	2020	EU	AUS	1	4	6	11	3	7
GOOD SAMARITAN	2020	NA	KY	3	1	6	10	2	8
EXPERT EYE	2020	EU	SAF	1	1	6	8	3	5
OSCAR PERFORMANCE	2020	NA	KY	3	3	2	8	1	7
CLOUD COMPUTING	2020	NA	KY	1	2	4	7	1	6
COLLECTED	2020	NA	KY	5	0	2	7	2	5
ACCELERATE	2020	NA	RETIRED	0	3	3	6	0	6
BUCCHERO	2020	NA	NY	2	1	3	6	3	3
MO TOWN	2020	NA	KY	3	1	2	6	2	4
TAPWRIT	2020	NA	KY	1	2	3	6	1	5
WEST COAST	2020	NA	KY	2	0	4	6	3	3

**TABLE 7. 15 NA-EU F2019 SIRES WITH 7+ ABC RUNNERS 2023**

SIRE	FFLS	LOC	ST	A	B	C	ABC	2YO	3YO	4YO
GUN RUNNER	2019	NA	KY	18	7	17	42	9	20	13
PRACTICAL JOKE	2019	NA	KY	11	7	16	34	7	12	15
ARROGATE	2019	NA	DEAD	14	3	15	32	4	14	14
ZARAK	2019	EU	FR	11	5	7	23	2	10	11
CONNECT	2019	NA	KY	7	4	11	22	1	7	14
CLASSIC EMPIRE	2019	NA	KOR	6	2	10	18	3	8	7
CHURCHILL	2019	EU	IRE	6	2	7	15	1	8	6
CARAVAGGIO	2019	NA	JPN	6	2	6	14	4	1	9
AMERICAN FREEDOM	2019	NA	AR	2	4	5	11	1	8	2
COTAI GLORY	2019	EU	IRE	2	3	6	11	4	4	3
LORD NELSON	2019	NA	DEAD	3	3	5	11	3	4	4
MASTERY	2019	NA	JPN	3	1	7	11	0	3	8
KEEN ICE	2019	NA	KY	1	4	5	10	0	3	7
KLIMT	2019	NA	TUR	2	3	5	10	0	2	8
PROFITABLE	2019	EU	TUR	0	2	7	9	3	2	4
UNIFIED	2019	NA	LA	0	3	6	9	1	4	4
ASTERN	2019	NA	AUS	0	2	6	8	2	3	3
BLOFELD	2019	NA	MD	0	3	5	8	0	4	4
GORMLEY	2019	NA	LA	1	3	4	8	2	2	4
CUPID	2019	NA	MD	5	2	0	7	1	1	5
HOLY BOSS	2019	NA	MD	2	1	4	7	0	2	5
ULYSSES	2019	EU	ENG	3	2	2	7	1	2	4

**TABLE 8. 15 NA-EU F2018 SIRES WITH 7+ ABC RUNNERS 2022**

SIRE	FFLS	LOC	ST	A	B	C	ABC	2YO	3YO	4YO	5YO+
NOT THIS TIME	2018	NA	KY	13	5	7	25	1	4	12	8
FROSTED	2018	NA	KY	8	10	6	24	4	13	6	1
NYQUIST	2018	NA	KY	8	4	11	23	3	12	5	3
SPEIGHTSTER	2018	NA	DEAD	5	4	13	22	2	8	7	5
RUNHAPPY	2018	NA	KY	5	0	16	21	3	6	7	5
TERRITORIES	2018	EU	ENG	4	2	12	18	5	4	1	8
NEW BAY	2018	EU	IRE	7	5	5	17	4	1	5	7
UPSTART	2018	NA	KY	3	8	6	17	0	2	9	6
MEHMAS	2018	EU	IRE	5	2	8	15	4	3	2	6
BELARDO	2018	EU	ENG	1	4	9	14	2	4	3	5
LAOBAN	2018	NA	DEAD	3	3	8	14	2	4	6	2
RELOAD	2018	NA	ON	2	3	6	11	1	4	4	2
AIR FORCE BLUE	2018	NA	KOR	1	2	7	10	1	3	4	2
AWTAAD	2018	EU	IRE	3	2	5	10	0	3	2	5
SHALAA	2018	EU	AUS	3	4	3	10	3	3	1	3
OUTWORK	2018	NA	KY	3	1	5	9	2	1	4	2
TOURIST	2018	NA	NY	0	5	4	9	0	2	3	4
GOKEN	2018	EU	FR	4	1	3	8	2	1	1	4
JESS'S DREAM	2018	NA	FL	2	5	1	8	0	2	5	1
CALIFORNIA CHROME	2018	NA	JPN	0	2	5	7	1	1	5	0
SOCIAL INCLUSION	2018	NA	FL	0	3	4	7	2	4	1	0

**TABLE 9. 18 NA-EU F2017 SIRES WITH 7+ ABC RUNNERS 2022**

SIRE	FFLS	LOC	ST	A	B	C	ABC	2YO	3YO	4YO	5YO+
CONSTITUTION	2017	NA	KY	7	11	13	31	9	6	7	9
AMERICAN PHAROAH	2017	NA	KY	12	6	12	30	3	12	10	5
LIAM'S MAP	2017	NA	KY	8	6	13	27	4	7	5	11
GLENEAGLES	2017	EU	IRE	7	4	8	19	3	6	6	4
NIGHT OF THUNDER	2017	EU	IRE	6	4	9	19	5	6	3	5
KHOZAN	2017	NA	FL	3	2	13	18	3	7	3	5
MUHAARAR	2017	EU	FR	7	6	4	17	0	5	8	4
TONALIST	2017	NA	KY	6	2	8	16	0	2	6	8
GOLDEN HORN	2017	EU	ENG	4	3	8	15	0	4	3	8
TAPITURE	2017	NA	KY	2	5	7	14	2	3	4	5
GALIWAY	2017	EU	FR	8	1	4	13	3	6	2	2
GOLDEN LAD	2017	NA	MD	1	3	9	13	2	4	4	3
HONOR CODE	2017	NA	JPN	2	1	9	12	2	4	4	2
SUMMER FRONT	2017	NA	KY	2	4	5	11	2	1	5	3
CARPE DIEM	2017	NA	LA	2	2	6	10	1	2	2	5
FAST ANNA	2017	NA	DEAD	5	0	5	10	2	3	4	1
KARAKONTIE	2017	NA	KY	4	1	5	10	4	1	2	3
LEA	2017	NA	KY	3	2	5	10	0	4	4	2
PALACE MALICE	2017	NA	JPN	3	2	5	10	4	1	3	2
DAREDEVIL	2017	NA	KY	1	2	5	8	0	0	4	4
MR SPEAKER	2017	NA	TX	3	1	4	8	1	1	4	2
SKY KINGDOM	2017	NA	OH	0	2	6	8	0	2	2	4
HUNTER'S LIGHT	2017	EU	FR	2	1	4	7	1	2	0	4
PALACE	2017	NA	KSA	2	2	3	7	0	1	4	2
SPIELBERG	2017	NA	JPN	1	2	4	7	0	2	3	2

**TABLE 10. 12 NA-EU F2016 SIRES WITH 6+ ABC RUNNERS 2023**

SIRE	FFLS	LOC	ST	A	B	C	ABC	2YO	3YO	4YO	5YO+
KINGMAN	2016	EU	ENG	21	10	26	57	6	32	6	13
NO NAY NEVER	2016	EU	IRE	15	5	14	34	14	13	1	6
GOLDENCENTS	2016	NA	KY	3	7	14	24	4	10	4	6
CAIRO PRINCE	2016	NA	KY	6	4	12	22	3	9	6	4
ANODIN	2016	EU	FR	2	3	11	16	0	6	0	10
AUSTRALIA	2016	EU	IRE	9	1	6	16	0	11	3	2
TORONADO	2016	EU	AUS	0	7	9	16	1	3	2	10
UNCAPTURED	2016	NA	KOR	5	4	7	16	0	7	4	5
SEA THE MOON	2016	EU	ENG	8	1	2	11	2	6	3	0
SOUPER SPEEDY	2016	NA	ON	2	2	7	11	1	5	2	3
WILL TAKE CHARGE	2016	NA	JPN	1	3	7	11	0	2	6	3
CROSS TRAFFIC	2016	NA	KY	6	0	4	10	1	6	0	3
FED BIZ	2016	NA	AB	0	1	8	9	0	1	5	3
MUCHO MACHO MAN	2016	NA	KY	1	2	6	9	0	2	4	3
CENTRAL BANKER	2016	NA	NY	2	4	2	8	1	3	1	3
OLYMPIC GLORY	2016	EU	FR	2	0	6	8	2	3	2	1
STRONG MANDATE	2016	NA	KY	1	3	4	8	0	4	2	2
NOBLE MISSION	2016	NA	JPN	2	2	3	7	0	1	3	3
BUNGLE INTHEJUNGLE	2016	EU	IRE	1	2	3	6	3	3	0	0
CHARM SPIRIT	2016	EU	FR	3	2	1	6	0	3	0	3
HEERAAT	2016	EU	SWE	2	1	3	6	0	0	2	4
VERRAZANO	2016	NA	BRZ	0	1	5	6	0	0	2	4

**TABLE 11. 35 NA-EU SIRES WITH 5+ 2YO ABC RUNNERS 2023**

SIRE	FFLS	LOC	ST	A	B	C	ABC	2YO	3YO	4YO	5YO+
NO NAY NEVER	2016	EU	IRE	15	5	14	34	14	13	1	6
JUSTIFY	2020	NA	KY	16	5	4	25	11	14	-	-
HAVANA GREY	2020	EU	ENG	6	9	4	19	11	8	-	-
KODIAC	2008	EU	IRE	9	4	20	33	10	15	5	3
GUN RUNNER	2019	NA	KY	18	7	17	42	9	20	13	-
CONSTITUTION	2017	NA	KY	7	11	13	31	9	6	7	9
WOOTTON BASSETT	2013	EU	IRE	12	2	10	24	9	8	3	4
BLUE POINT	2021	EU	IRE	2	4	3	9	9	-	-	-
TEN SOVEREIGNS	2021	EU	IRE	2	0	7	9	9	-	-	-
DUBAWI	2007	EU	ENG	21	7	16	44	7	11	10	16
MUNNINGS	2012	NA	KY	10	10	24	44	7	12	7	18
DARK ANGEL	2009	EU	IRE	14	7	16	37	7	8	11	11
QUALITY ROAD	2012	NA	KY	13	8	15	36	7	18	7	4
PRACTICAL JOKE	2019	NA	KY	11	7	16	34	7	12	15	-
CALYX	2021	EU	IRE	3	2	2	7	7	-	-	-
INNS OF COURT	2021	EU	IRE	0	0	7	7	7	-	-	-
TOO DARN HOT	2021	EU	ENG	4	1	2	7	7	-	-	-
LOPE DE VEGA	2012	EU	IRE	16	15	28	59	6	20	15	18
KINGMAN	2016	EU	ENG	21	10	26	57	6	32	6	13
STREET SENSE	2009	NA	KY	8	11	14	33	6	7	8	12
SPEIGHTSTOWN	2006	NA	DEAD	4	7	19	30	6	15	4	5
FLAMEAWAY	2021	NA	KY	1	2	3	6	6	-	-	-
MITOLE	2021	NA	KY	2	1	3	6	6	-	-	-
OMAHA BEACH	2021	NA	KY	0	3	3	6	6	-	-	-
VINO ROSSO	2021	NA	KY	1	2	3	6	6	-	-	-
INTO MISCHIEF	2010	NA	KY	28	24	22	74	5	38	15	16
MIDSHIPMAN	2012	NA	KY	4	11	11	26	5	7	7	7
GOOD MAGIC	2020	NA	KY	8	2	9	19	5	14	-	-
NIGHT OF THUNDER	2017	EU	IRE	6	4	9	19	5	6	3	5
STARSPANGLED BANNER	2012	EU	IRE	7	5	7	19	5	7	4	3
TERRITORIES	2018	EU	ENG	4	2	12	18	5	4	1	8
MENDELSSOHN	2020	NA	KY	4	2	9	15	5	10	-	-
SIOUX NATION	2020	EU	IRE	8	1	3	12	5	7	-	-
MAXIMUS MISCHIEF	2021	NA	KY	2	1	2	5	5	-	-	-
SOLDIER'S CALL	2021	EU	ENG	1	1	3	5	5	-	-	-



**TABLE 12. 38 NA-EU SIRES WITH 10+ 3YO ABC RUNNERS 2023**

SIRE	FFLS	LOC	ST	A	B	C	ABC	2YO	3YO	4YO	5YO+
INTO MISCHIEF	2010	NA	KY	28	24	22	74	5	38	15	16
KINGMAN	2016	EU	ENG	21	10	26	57	6	32	6	13
FRANKEL	2014	EU	ENG	29	11	16	56	3	23	20	10
LOPE DE VEGA	2012	EU	IRE	16	15	28	59	6	20	15	18
GUN RUNNER	2019	NA	KY	18	7	17	42	9	20	13	-
BOLT D'ORO	2020	NA	KY	7	4	11	22	3	19	-	-
UNCLE MO	2013	NA	KY	17	14	15	46	3	18	14	11
QUALITY ROAD	2012	NA	KY	13	8	15	36	7	18	7	4
CURLIN	2010	NA	KY	15	7	20	42	4	15	14	9
KODIAC	2008	EU	IRE	9	4	20	33	10	15	5	3
SPEIGHTSTOWN	2006	NA	DEAD	4	7	19	30	6	15	4	5
ARMY MULE	2020	NA	KY	4	4	11	19	4	15	-	-
GALILEO	2003	EU	DEAD	16	6	11	33	3	14	5	11
ARROGATE	2019	NA	DEAD	14	3	15	32	4	14	14	-
VIOLENCE	2015	NA	KY	13	7	10	30	1	14	10	5
JUSTIFY	2020	NA	KY	16	5	4	25	11	14	-	-
GOOD MAGIC	2020	NA	KY	8	2	9	19	5	14	-	-
ROARING LION	2020	EU	DEAD	3	4	7	14	0	14	-	-
SEA THE STARS	2011	EU	IRE	14	6	16	36	2	13	14	7
NO NAY NEVER	2016	EU	IRE	15	5	14	34	14	13	1	6
FROSTED	2018	NA	KY	8	10	6	24	4	13	6	1
CITY OF LIGHT	2020	NA	KY	6	5	4	15	2	13	-	-
MUNNINGS	2012	NA	KY	10	10	24	44	7	12	7	18
PRACTICAL JOKE	2019	NA	KY	11	7	16	34	7	12	15	-
AMERICAN PHAROAH	2017	NA	KY	12	6	12	30	3	12	10	5
HARD SPUN	2009	NA	KY	8	6	15	29	3	12	6	8
NYQUIST	2018	NA	KY	8	4	11	23	3	12	5	3
DUBAWI	2007	EU	ENG	21	7	16	44	7	11	10	16
SIYOUNI	2012	EU	FR	7	8	13	28	4	11	6	7
TAPIT	2006	NA	KY	8	5	13	26	3	11	6	6
CANDY RIDE	2006	NA	KY	9	5	6	20	1	11	2	6
AUSTRALIA	2016	EU	IRE	9	1	6	16	0	11	3	2
CRACKSMAN	2020	EU	ENG	3	2	6	11	0	11	-	-
GOLDENCENTS	2016	NA	KY	3	7	14	24	4	10	4	6
ZARAK	2019	EU	FR	11	5	7	23	2	10	11	-
MENDELSSOHN	2020	NA	KY	4	2	9	15	5	10	-	-
HARRY ANGEL	2020	EU	ENG	1	4	8	13	3	10	-	-
SAXON WARRIOR	2020	EU	IRE	5	2	5	12	2	10	-	-
TWIRLING CANDY	2013	NA	KY	10	5	9	24	4	9	2	9
WAR FRONT	2008	NA	KY	13	3	8	24	2	9	8	5
CAIRO PRINCE	2016	NA	KY	6	4	12	22	3	9	6	4
MACLEAN'S MUSIC	2014	NA	KY	5	7	8	20	1	9	7	3
CAMELOT	2015	EU	IRE	7	5	7	19	4	9	4	2
SHOWCASING	2012	EU	ENG	7	1	5	13	1	9	2	1
GIRVIN	2020	NA	KY	5	3	3	11	2	9	-	-

## SECTION 3: SOUTHERN HEMISPHERE MID-SEASON 23/24 APEX RATINGS

### GOLDEN OLDIES DOMINATE ANZ APEX SIRES

APEX ratings are particularly relevant in the analysis of Australasian sires because of the high number of million-dollar races which are not black-type races including, of course, the now A\$20-million Everest. Percentages of black-type earners from foals or runners can therefore be skewed against the sires of the winners of these races (22 of the 93 million-dollar races scheduled for the 2023/24 season in Australia are not black-type) whereas they are counted for APEX calculations. See page ii in this document for an explanation of the APEX sire rating method.

As we've explained APEX sire ratings are based on annual (Northern Hemisphere) or seasonal (Southern Hemisphere) earnings; in this issue we are looking at mid-season 2023/24 statistics for Southern Hemisphere sires. See the APEX earnings thresholds table on page 30 of this document. In the Northern Hemisphere Canadian sires tend to look better than they maybe actually are because of high purses at Woodbine over a long season; in ANZ statistics the same principle applies to Western Australian sires who benefit from the racing there being geographically isolated from racing in the eastern states, thus WA sires are basically being compared to each other whereas all other ANZ sires are competing against sires from all the other states. Consequently in the following Leaders tables we have shaded WA sires as though their ratings are accurate the likelihood is that if they were 'thrown to the wolves' by competing more against the top sires from eastern states their ratings might not be so high.

Five WA sires rank among the top 25 ANZ sires with 200+ year-starters covering the 6 ½ seasons from 2017/18 through 2023/24 through January 3, 2024. The top five sires by A Runner Index not including WA sires consist of four sires whose first foals were born in 2006 or 2007 and I Am Invincible (2.74), whose first foals were born in 2011.



Snitzel, 3.17 A / 2.14 ABC Index  
Photo courtesy Arrowfield

Two-time champion sire **Fastnet Rock** (3.33) is the leading ANZ sire by A Runner Index in the period covered by these statistics. His first foals arrived in 2006, a year earlier than four-time champion sire F2007 **Snitzel** (3.17). Eight-time champion NZ sire **Savabeel** (2.90) ranks third, ahead of F2011 **I Am Invincible** (2.74), leading sire the last two seasons and well in front at this stage of the 2023/24 season, with deceased F2006 **Not A Single Doubt** (2.57) ranking fifth, leaving out the WA sires. F2013 **So You Think** (2.41), F2019 **Russian Revolution** (1st 4yo's 2023/24, 2.41), F2015 **Zoustar** (2.39), F2005 **Exceed And Excel** (2.26), and F2015 **Shamus Award** (2.21) round out the top ten.



Fastnet Rock, 3.33 A / 1.89 ABC Index  
Photo courtesy Coolmore

Older sires naturally dominate the leaders tables when we count number of A Runners since the beginning of the 2017/18 season. Keeping in mind that in indexed tables utilizing earnings a horse is counted as one runner each season it starts and one A Runner each season in achieves the A Runner earnings threshold – Winx for example counted as 6 A Runners for her sire Street Cry – Snitzel (144) is the leading sire of A Runners, ahead of I Am Invincible (132), Savabeel (110), and Fastnet Rock (105). So You Think (88) comes next, ahead of Zoustar (77), **Written Tycoon** (75), Not A Single Doubt (75), and Exceed And Excel (64).

Leading WA sire **Playing God** (2.43) is the leading ANZ sire by ABC Runner Index, which is calculated based on the number of top 8% earners (so if 1.00=8%, Playing God has 19.44% ABC Runners from year-starters, or 2.43x 8). He is a son of former WA leading sire Blackfriars, who was WA's best son of Danehill. Snitzel and I Am Invincible tie for second with identical 2.14 ABC indexes (17.12% ABC runners/year-starters), followed by Arrowfield's Japanese shuttler F2018 **Maurice** (1.98), Fastnet Rock (1.89), another WA sire in deceased **I'm All The Talk** (1.88), and NZ sires Savabeel (1.84) and **Proisir** (1.79). I Am Invincible (412)

and Snitzel (389) are the leading sires of ABC Runners, each with over 100 more than Savabeel (279), followed by So You Think (257), Written Tycoon (245), Fastnet Rock (239), and Zoustar (215).



*Playing God, 3.01 A / 2.43 ABC Index  
Photo courtesy Darling View Thoroughbreds*

It's also informative to look at sires who all went to stud the same year as in that respect they have all had equal opportunity, and we look here at tables with the complete list of ANZ sires who qualified for APEX ratings from the last three crops assigned APEX ratings: F2018 sires (first foals 2018, 5yo's in 2023/24); F2019 sires (first 4yo's); and F2020 sires (first 3yo's). Among F2018 sires the wide-margin leader by A Runner Index is Newgate's **Extreme Choice** (4.91), who could rank as Australasia's leading sire by A Runner Index by the end of the season if he has 27 more starters, which would take him to the 200 we require to be rated against All Sires. WA sires **Awesome Rock** (2.75) and **Rommel** (2.29) rank second and fourth, split by Darley's former shuttler **Territories** (2.31), followed by Maurice (1.76) and Newgate's **Capitalist** (1.64) and former Newgate inmate **Flying Artie** (1.64), now at Blue Gum in Victoria. Capitalist, whose 731 year-starters is over 200 more than the next-highest F2018, is the sire crop leader with 24 A Runners, ahead of Extreme Choice (17), Flying Artie (15), Maurice (12), Darley's **Astern** (11), and Victoria's Woodside Stud's **Shalaa** (11), formerly at Arrowfield. Capitalist (75) is also the leading F2018 sire of ABC Runners, ahead of Maurice (54), Shalaa (48), Vinery's **Star Turn** (46), and Flying Artie (40).



*Extreme Choice, 4.91 A / 2.38 ABC Index  
Photo courtesy Newgate Stud*

The leading ANZ F2019 sire by A Runner Index is New Zealand's Rich Hill Stud's **Satono Aladdin** (4.50), a 1m G1 winner in Japan by Deep Impact and the sire of last season's Karaka Million winner Tokyo Tycoon and five SW this season. Newgate's **Russian Revolution** (2.41), with 373 year-starters, most in this sire crop, ranks second, ahead of Coolmore shuttler **Churchill** (2.27), Europe's top F2019 sire; and New Zealand's Cambridge Stud's shuttler **Almanzor** (1.93). Russian Revolution has 18 A Runners and 41 ABC Runners; Satono Aladdin and Almanzor have nine A Runners each, Churchill has seven. Yarraman Park's **Hellbent**, by I Am Invincible, is second by number of ABC Runners, with 33. Darley Victoria's **Impending**, by Lonhro, has 6 A Runners and is third by number of ABC Runners, with 23.

Among F2020 sires with their first 3yo's, Coolmore's shuttlers **Justify** (4.55), who had 6 G1 winners in his first two Kentucky crops in 2023, and **Saxon Warrior** (4.05, did not shuttle in 2023) top the charts, ahead of Yulong's promising Grunt (3.77), NZ's Novara Park's **Staphanos** (3.03), Arrowfield's **The Autumn Sun** (3.01), and Darley NSW's **Harry Angel** (2.90). Justify has 6 A Runners, The Autumn Sun five, **Grunt** and Harry Angel four each. The Autumn Sun has 12 ABC Runners, Justify and Widden's **Trapeze Artist** 11 each, Harry Angel nine.



**SOUTHERN HEMISPHERE EARNINGS THRESHOLDS TABLES 2017/18-2023/24  
2023-24 through Jan 3 2024**

<b>A RUNNERS top 2%</b>									
	<b>Australia</b>	<b>N. Zealand</b>	<b>Argentina</b>	<b>Brazil</b>	<b>Chile</b>	<b>Peru</b>	<b>Uruguay</b>	<b>S.Africa</b>	<b>Hong Kong</b>
2023-24	85,684	53,828	13,247	12,627	15,966	11,489	22,915	10,508	454,897
2022-23	136,042	65,227	23,461	16,982	26,074	17,185	31,653	20,466	744,843
2021-22	133,667	66,860	23,199	14,534	26,117	16,368	27,000	19,931	720,708
2020-21	137,634	50,922	10,772	14,009	22,164	13,138	20,526	14,655	708,634
2019-20	114,639	49,267	15,113	16,592	24,426	13,798	25,510	16,361	636,340
2018-19	123,098	59,510	22,123	16,996	31,261	19,220	34,231	22,603	703,667
2017-18	122,386	65,592	36,054	21,299	31,233	22,657	36,035	25,030	596,239
<b>B RUNNERS next 2%</b>									
	<b>Australia</b>	<b>N. Zealand</b>	<b>Argentina</b>	<b>Brazil</b>	<b>Chile</b>	<b>Peru</b>	<b>Uruguay</b>	<b>S.Africa</b>	<b>Hong Kong</b>
2023-24	52,647	36,626	9,516	8,333	12,206	7,050	18,589	8,119	314,730
2022-23	85,913	45,760	16,736	11,174	19,476	9,350	23,125	14,295	547,856
2021-22	86,340	42,821	16,521	9,766	19,994	11,071	18,491	14,390	513,899
2020-21	89,707	35,747	7,354	9,681	16,280	7,935	15,010	11,146	458,216
2019-20	73,124	33,734	10,580	12,142	16,857	9,285	15,557	12,084	448,700
2018-19	79,795	41,742	15,158	11,803	22,633	12,342	20,617	17,416	425,465
2017-18	78,489	41,620	26,111	14,442	24,106	13,683	22,605	17,765	400,045
<b>C RUNNERS next 4%</b>									
	<b>Australia</b>	<b>N. Zealand</b>	<b>Argentina</b>	<b>Brazil</b>	<b>Chile</b>	<b>Peru</b>	<b>Uruguay</b>	<b>S.Africa</b>	<b>Hong Kong</b>
2023-24	30,831	23,044	6,640	6,015	9,175	4,054	13,039	5,899	203,351
2022-23	52,548	29,302	11,699	8,409	14,355	6,096	16,555	10,480	364,992
2021-22	52,385	29,890	11,214	7,650	15,537	5,395	13,262	10,740	342,543
2020-21	53,331	25,336	5,018	7,093	11,916	4,955	10,601	8,286	322,513
2019-20	44,832	21,008	7,399	9,206	12,290	6,131	11,195	8,773	315,747
2018-19	48,855	25,424	10,110	9,337	16,837	8,714	15,005	12,385	288,485
2017-18	48,108	26,701	18,286	11,106	17,950	8,709	16,044	12,955	278,102

[Click here for an alphabetical roster of 223 Australia/New Zealand sires](#)  
**192 South American sires**  
**39 South African sires**  
**297 Sires in Hong Kong**



**TABLE 1: SH APEX MID-SEASON 23/24: TOP 25 ANZ SIRES BY A RUNNER INDEX (200+ YEAR-STARTERS)**

SIRE	YOB	HIS SIRE	1 <sup>st</sup> Foals	ST	TOT RNRS	A's	A Index	ABC's	ABC Index
FASTNET ROCK	2001	DANEHILL	2006	NSW	1577	105	3.33	239	1.89
SNITZEL	2002	REDOUTE'S CHOICE	2007	NSW	2270	144	3.17	389	2.14
PLAYING GOD	2007	BLACKFRIARS	2015	WA	432	26	3.01	84	2.43
SAVABEEL	2001	ZABEEL	2006	NZ	1898	110	2.90	279	1.84
I AM INVINCIBLE	2004	INVINCIBLE SPIRIT	2011	NSW	2406	132	2.74	412	2.14
SESSIONS	2009	LONHRO	2016	WA	249	13	2.61	33	1.66
NOT A SINGLE DOUBT	2001	REDOUTE'S CHOICE	2006	DEAD	1364	70	2.57	177	1.62
MASCHINO	2007	ENCOSTA DE LAGO	2014	WA	234	12	2.56	33	1.76
SO YOU THINK	2006	HIGH CHAPARRAL	2013	NSW	1824	88	2.41	257	1.76
RUSSIAN REVOLUTION	2013	SNITZEL	2019	NSW	373	18	2.41	41	1.37
ZOUSTAR	2010	NORTHERN METEOR	2015	NSW	1610	77	2.39	215	1.67
SHAMUS AWARD	2010	SNITZEL	2015	VIC	881	39	2.21	110	1.56
EXCEED AND EXCEL	2000	DANEHILL	2005	NSW	1418	64	2.26	187	1.65
I'M ALL THE TALK	2010	STRATUM	2017	DEAD	206	9	2.18	31	1.88
OCEAN PARK	2008	THORN PARK	2014	NZ	1019	43	2.11	116	1.42
KERMADEC	2011	TEOFILO	2017	NSW	314	13	2.07	29	1.15
BRAZEN BEAU	2011	I AM INVINCIBLE	2016	VIC	636	26	2.04	62	1.22
SHOCKING	2005	STREET CRY	2012	NZ	734	30	2.04	93	1.58
PROISIR	2009	CHOISIR	2016	NZ	567	23	2.03	81	1.79
ALMANZOR	2013	WOOTTON BASSETT	2019	NZ	233	9	1.93	19	1.02
LONHRO	1998	OCTAGONAL	2005	NSW	1177	46	1.95	130	1.38
PER INCANTO	2004	STREET CRY	2012	NZ	1067	40	1.87	122	1.43
SAFEGUARD	2010	EXCEED AND EXCEL	2016	WA	270	10	1.85	29	1.34
TORONADO	2010	HIGH CHAPARRAL	2016	VIC	918	33	1.80	109	1.48

SHADED = WA SIRE

**TABLE 2: SH APEX MID-SEASON 23/24: TOP 25 ANZ SIRES BY NUMBER OF A RUNNERS (200+ YEAR-STARTERS)**

SIRE	YOB	HIS SIRE	1 <sup>st</sup> Foals	ST	TOT RNRS	A's	A Index	ABC's	ABC Index
SNITZEL	2002	REDOUTE'S CHOICE	2007	NSW	2270	144	3.17	389	2.14
I AM INVINCIBLE	2004	INVINCIBLE SPIRIT	2011	NSW	2406	132	2.74	412	2.14
SAVABEEL	2001	ZABEEL	2006	NZ	1898	110	2.90	279	1.84
FASTNET ROCK	2001	DANEHILL	2006	NSW	1577	105	3.33	239	1.89
SO YOU THINK	2006	HIGH CHAPARRAL	2013	NSW	1824	88	2.41	257	1.76
ZOUSTAR	2010	NORTHERN METEOR	2015	NSW	1610	77	2.39	215	1.67
WRITTEN TYCOON	2002	IGLESIA	2008	VIC	2258	75	1.66	245	1.36
NOT A SINGLE DOUBT	2001	REDOUTE'S CHOICE	2006	DEAD	1364	70	2.57	177	1.62
EXCEED AND EXCEL	2000	DANEHILL	2005	NSW	1418	64	2.26	187	1.65
PIERRO	2009	LONHRO	2014	NSW	1564	54	1.73	184	1.47
TAVISTOCK	2005	MONTJEU	2011	DEAD	1733	52	1.50	197	1.42
SPIRIT OF BOOM	2007	SEQUALO	2015	QLD	1408	48	1.70	139	1.23
LONHRO	1998	OCTAGONAL	2005	NSW	1177	46	1.95	130	1.38
ALL TOO HARD	2009	CASINO PRINCE	2014	NSW	1743	45	1.29	180	1.29
DUNDEEL	2009	HIGH CHAPARRAL	2015	NSW	1196	44	1.84	128	1.34
OCEAN PARK	2008	THORN PARK	2014	NZ	1019	43	2.11	116	1.42
PER INCANTO	2004	STREET CRY	2012	NZ	1067	40	1.87	122	1.43
SHAMUS AWARD	2010	SNITZEL	2015	VIC	881	39	2.21	110	1.56
MAGNUS	2002	FLYING SPUR	2009	VIC	1433	38	1.33	145	1.26
TORONADO	2010	HIGH CHAPARRAL	2016	VIC	918	33	1.80	109	1.48
NICCONI	2005	BIANCONI	2011	VIC	1692	33	0.98	150	1.11
IFFRAAJ	2001	ZAFONIC	2009	ENG	1077	32	1.49	88	1.02
RELIABLE MAN	2008	DALAKHANI	2014	NZ	1081	32	1.48	99	1.14
DEEP FIELD	2010	NORTHERN METEOR	2016	RETIRED	1290	32	1.24	141	1.37
SMART MISSILE	2008	FASTNET ROCK	2013	NSW	1733	32	0.92	164	1.18

**TABLE 3: SH APEX MID-SEASON 23/234: TOP 25 ANZ SIRES BY ABC RUNNER INDEX (200+ YEAR-STARTERS)**

SIRE	YOB	HIS SIRE	1 <sup>st</sup> Foals	ST	TOT RNRS	A's	A Index	ABC's	ABC Index
PLAYING GOD	2007	BLACKFRIARS	2015	WA	432	26	3.01	84	2.43
SNITZEL	2002	REDOUTE'S CHOICE	2007	NSW	2270	144	3.17	389	2.14
I AM INVINCIBLE	2004	INVINCIBLE SPIRIT	2011	NSW	2406	132	2.74	412	2.14
MAURICE	2011	SCREEN HERO	2018	NSW	341	12	1.76	54	1.98
FASTNET ROCK	2001	DANEHILL	2006	NSW	1577	105	3.33	239	1.89
I'M ALL THE TALK	2010	STRATUM	2017	DEAD	206	9	2.18	31	1.88
SAVABEEL	2001	ZABEEL	2006	NZ	1898	110	2.90	279	1.84
PROISIR	2009	CHOISIR	2016	NZ	567	23	2.03	81	1.79
MASCHINO	2007	ENCOSTA DE LAGO	2014	WA	234	12	2.56	33	1.76
SO YOU THINK	2006	HIGH CHAPARRAL	2013	NSW	1824	88	2.41	257	1.76
ZOUSTAR	2010	NORTHERN METEOR	2015	NSW	1610	77	2.39	215	1.67
SESSIONS	2009	LONHRO	2016	WA	249	13	2.61	33	1.66
EXCEED AND EXCEL	2000	DANEHILL	2005	NSW	1418	64	2.26	187	1.65
NOT A SINGLE DOUBT	2001	REDOUTE'S CHOICE	2006	DEAD	1364	70	2.57	177	1.62
SHOCKING	2005	STREET CRY	2012	NZ	734	30	2.04	93	1.58
SHAMUS AWARD	2010	SNITZEL	2015	VIC	881	39	2.21	110	1.56
TORONADO	2010	HIGH CHAPARRAL	2016	VIC	918	33	1.80	109	1.48
PIERRO	2009	LONHRO	2014	NSW	1564	54	1.73	184	1.47
STAR TURN	2013	STAR WITNESS	2018	NSW	392	9	1.15	46	1.47
PER INCANTO	2004	STREET CRY	2012	NZ	1067	40	1.87	122	1.43
OCEAN PARK	2008	THORN PARK	2014	NZ	1019	43	2.11	116	1.42
TAVISTOCK	2005	MONTJEU	2011	DEAD	1733	52	1.50	197	1.42
PATRONIZE	2002	REDOUTE'S CHOICE	2008	WA	380	6	0.79	43	1.41
LONHRO	1998	OCTAGONAL	2005	NSW	1177	46	1.95	130	1.38
CONTRIBUTER	2010	HIGH CHAPARRAL	2017	NZ	300	8	1.33	33	1.38

SHADED = WA SIRE

**TABLE 4: SH APEX MID-SEASON 23/24: TOP 27 ANZ SIRES WITH 100+ ABC RUNNERS (200+ YEAR-STARTERS)**

SIRE	YOB	HIS SIRE	1 <sup>st</sup> Foals	ST	TOT RNRS	A's	A Index	ABC's	ABC Index
I AM INVINCIBLE	2004	INVINCIBLE SPIRIT	2011	NSW	2406	132	2.74	412	2.14
SNITZEL	2002	REDOUTE'S CHOICE	2007	NSW	2270	144	3.17	389	2.14
SAVABEEL	2001	ZABEEL	2006	NZ	1898	110	2.90	279	1.84
SO YOU THINK	2006	HIGH CHAPARRAL	2013	NSW	1824	88	2.41	257	1.76
WRITTEN TYCOON	2002	IGLESIA	2008	VIC	2258	75	1.66	245	1.36
FASTNET ROCK	2001	DANEHILL	2006	NSW	1577	105	3.33	239	1.89
ZOUSTAR	2010	NORTHERN METEOR	2015	NSW	1610	77	2.39	215	1.67
TAVISTOCK	2005	MONTJEU	2011	DEAD	1733	52	1.50	197	1.42
EXCEED AND EXCEL	2000	DANEHILL	2005	NSW	1418	64	2.26	187	1.65
PIERRO	2009	LONHRO	2014	NSW	1564	54	1.73	184	1.47
ALL TOO HARD	2009	CASINO PRINCE	2014	NSW	1743	45	1.29	180	1.29
NOT A SINGLE DOUBT	2001	REDOUTE'S CHOICE	2006	DEAD	1364	70	2.57	177	1.62
SMART MISSILE	2008	FASTNET ROCK	2013	NSW	1733	32	0.92	164	1.18
NICCONI	2005	BIANCONI	2011	VIC	1692	33	0.98	150	1.11
MAGNUS	2002	FLYING SPUR	2009	VIC	1433	38	1.33	145	1.26
DEEP FIELD	2010	NORTHERN METEOR	2016	RETIRED	1290	32	1.24	141	1.37
SPIRIT OF BOOM	2007	SEQUALO	2015	QLD	1408	48	1.70	139	1.23
LONHRO	1998	OCTAGONAL	2005	NSW	1177	46	1.95	130	1.38
DUNDEEL	2009	HIGH CHAPARRAL	2015	NSW	1196	44	1.84	128	1.34
PER INCANTO	2004	STREET CRY	2012	NZ	1067	40	1.87	122	1.43
OCEAN PARK	2008	THORN PARK	2014	NZ	1019	43	2.11	116	1.42
FOXWEDGE	2008	FASTNET ROCK	2013	VIC	1317	30	1.14	113	1.07
CHOISIR	1999	DANEHILL DANCER	2004	DEAD	1361	30	1.10	112	1.03
SHAMUS AWARD	2010	SNITZEL	2015	VIC	881	39	2.21	110	1.56
TORONADO	2010	HIGH CHAPARRAL	2016	VIC	918	33	1.80	109	1.48

**TABLE 5: SH APEX MID-SEASON 23/24: 39 F2018 SIRES BY A RUNNER INDEX**

SIRE	YOB	HIS SIRE	23-24 WNRS	TOT SW	ST	TOT RNS	A's	A INDEX	ABC's	ABC Index
EXTREME CHOICE	2013	NOT A SINGLE DOUBT	21	11	NSW	173	17	4.91	33	2.38
AWESOME ROCK	2011	FASTNET ROCK	17	4	WA	165	9	2.73	23	1.74
TERRITORIES	2012	INVINCIBLE SPIRIT	17	4	NSW	130	6	2.31	18	1.73
ROMMEL	2011	COMMANDS	12	2	WA	131	6	2.29	24	2.29
MAURICE	2011	SCREEN HERO	43	9	NSW	341	12	1.76	54	1.98
CAPITALIST	2013	WRITTEN TYCOON	74	16	NSW	731	24	1.64	75	1.28
FLYING ARTIE	2013	ARTIE SCHILLER	43	7	NSW	456	15	1.64	40	1.10
WROTE	2009	HIGH CHAPARRAL	10	2	NZ	128	4	1.56	6	0.59
ASTERN	2013	MEDAGLIA D'ORO	31	6	NSW	356	11	1.54	24	0.84
TURN ME LOOSE	2011	IFFRAAJ	13	7	NZ	276	7	1.27	12	0.54
SWEAR	2013	REDOUTE'S CHOICE	8	1	QLD	82	2	1.22	3	0.46
AMERICAN PHAROAH	2012	PIONEEROF THE NILE	44	6	KY	385	9	1.17	35	1.14
STAR TURN	2013	STAR WITNESS	36	5	NSW	392	9	1.15	46	1.47
SHALAA	2013	INVINCIBLE SPIRIT	42	8	VIC	502	11	1.10	48	1.20
FROSTED	2012	TAPIT	18	3	KY	248	5	1.01	18	0.91
XTRAVAGANT	2012	PENTIRE	32	5	NSW	261	5	0.96	26	1.25
DEFCON	2013	CHOISIR	10	0	QLD	113	2	0.88	8	0.88
DIVINE PROPHET	2013	CHOISIR	31	2	NZ	355	6	0.85	16	0.56
CABLE BAY	2011	INVINCIBLE SPIRIT	30	2	INDIA	244	4	0.82	25	1.28
VADAMOS	2011	MONSUN	30	4	IRE	310	5	0.81	26	1.05
KING'S TROOP	2012	REDOUTE'S CHOICE	4	1	WA	65	1	0.77	3	0.58
WINNING RUPERT	2013	WRITTEN TYCOON	32	2	QLD	347	5	0.72	26	0.94
BELARDO	2012	LOPE DE VEGA	34	3	NZ	289	4	0.69	24	1.04
TARZINO	2012	TAVISTOCK	18	2	NZ	229	3	0.66	14	0.76
SOOBOOG	2012	SNITZEL	32	1	QLD	419	4	0.48	22	0.66
MIKKI ISLE	2011	DEEP IMPACT	28	2	JPN	221	2	0.45	14	0.79
TIVACI	2012	HIGH CHAPARRAL	31	3	NZ	303	2	0.33	15	0.62
TELPERION	2013	STREET CRY	17	2	NZ	166	1	0.30	12	0.90
HOLLER	2012	COMMANDS	11	0	TAS	165	1	0.30	6	0.45
SIR PRANCEALOT	2010	TAMAYUZ	22	1	CA	195	1	0.26	9	0.58
STRATUM STAR	2011	STRATUM	20	0	VIC	233	1	0.21	10	0.54
VERT DE GRECE	2012	VERGLAS	7	0	WA	88	0	-	8	1.14
UNDER THE LOUVRE	2010	EXCELLENT ART	15	0	QLD	144	0	-	7	0.61
ALPINE EAGLE	2011	HIGH CHAPARRAL	24	1	TAS	253	0	-	12	0.59
PREFERMENT	2011	ZABEEL	15	1	NZ	160	0	-	4	0.31
ODYSSEY MOON	2012	SNITZEL	4	0	NSW	113	0	-	2	0.22
PALENTINO	2012	TEOFILO	24	0	VIC	230	0	-	4	0.22
KISS AND MAKE UP	2013	MORE THAN READY	2	0	QLD	101	0	-	1	0.12
RAGEESE	2012	STREET CRY	10	0	NZ	94	0	-	0	-

SHADED = WA SIRE

**TABLE 6: SH APEX MID-SEASON 23/24: 31 ANZ F2019 SIRES BY A RUNNER INDEX**

SIRE	YOB	HIS SIRE	23-24 WNRS	TOT SW	ST	TOT RNS	A's	A INDEX	ABC's	ABC Index
SATONO ALADDIN	2011	DEEP IMPACT	16	8	NZ	100	9	4.50	15	1.88
RUSSIAN REVOLUTION	2013	SNITZEL	63	9	NSW	373	18	2.41	41	1.37
CHURCHILL	2014	GALILEO	19	1	NSW	154	7	2.27	18	1.46
ALMANZOR	2013	WOOTTON BASSETT	37	5	NZ	233	9	1.93	19	1.02
GOLD STANDARD	2014	SEBRING	5	1	VIC	53	2	1.89	5	1.18
A LOT	2012	TAPIT	8	0	WA	57	2	1.75	11	2.41
OVERSHARE	2014	I AM INVINCIBLE	22	1	VIC	100	3	1.50	5	0.63
SUPIDO	2011	SEBRING	23	2	NSW	134	4	1.49	11	1.03
KOBAYASHI	2014	I AM INVINCIBLE	25	0	QLD	111	3	1.35	15	1.69
HELLBENT	2012	I AM INVINCIBLE	46	3	NSW	301	8	1.33	33	1.37
THE MISSION	2014	CHOISIR	12	1	QLD	114	3	1.32	10	1.10
RIBCHESTER	2013	IFFRAAJ	13	2	NZ	77	2	1.30	8	1.30
IMPENDING	2013	LONHRO	35	1	VIC	252	6	1.19	23	1.14
THRONUM	2013	SNITZEL	7	0	NSW	62	1	0.81	3	0.60
MERCHANT NAVY	2014	FASTNET ROCK	30	2	NSW	239	3	0.63	13	0.68
DERRYN	2013	HINCHINBROOK	13	1	NZ	85	1	0.59	4	0.59
INVADER	2014	SNITZEL	28	1	QLD	177	2	0.56	11	0.78
WAR DECREE	2014	WAR FRONT	15	2	NZ	94	1	0.53	7	0.93
HIGHLAND REEL	2012	GALILEO	16	1	JPN	140	1	0.36	7	0.63
PARIAH	2014	REDOUTE'S CHOICE	27	1	QLD	215	1	0.23	3	0.17
MENARI	2014	SNITZEL	6	0	DEAD	47	0	-	5	1.33
SEBRING SUN	2012	SEBRING	6	0	NSW	46	0	-	4	1.09
SPIETH	2012	THORN PARK	22	0	DEAD	152	0	-	12	0.99
JUKEBOX	2014	SNITZEL	12	1	QLD	72	0	-	4	0.69
HEROIC VALOUR	2013	FASTNET ROCK	21	0	QLD	183	0	-	10	0.68
TIME TEST	2012	DUBAWI	16	1	NZ	138	0	-	7	0.63
BON AURUM	2012	BON HOFFA	5	0	VIC	52	0	-	2	0.48
LORD OF THE SKY	2010	DANERICH	2	0	NSW	27	0	-	1	0.46
TOSEN STARDOM	2011	DEEP IMPACT	12	0	VIC	118	0	-	3	0.32
BOULDER CITY	2014	SNITZEL	4	0	VIC	55	0	-	0	-
INFERENCE	2013	SO YOU THINK	2	0	VIC	59	0	-	0	-

SHADED= WA SIRE



**TABLE 7: SH APEX MID-SEASON 23/234: 26 ANZ 2020 SIRES BY A RUNNER INDEX**

SIRE	YOB	HIS SIRE	22-23 WNRS	TOT SW	ST	TOT RNS	A's	A INDEX	ABC's	ABC Index
JUSTIFY	2015	SCAT DADDY	22	5	NSW	66	6	4.55	11	2.08
SAXON WARRIOR	2015	DEEP IMPACT	10	0	NSW	37	3	4.05	7	2.36
GRUNT	2014	O'REILLY	11	2	VIC	53	4	3.77	5	1.18
STAPHANOS	2011	DEEP IMPACT	6	1	NZ	33	2	3.03	3	1.14
THE AUTUMN SUN	2015	REDOUTE'S CHOICE	17	3	NSW	83	5	3.01	12	1.81
HARRY ANGEL	2014	DARK ANGEL	17	3	NSW	69	4	2.90	9	1.63
EMBELLISH	2014	SAVABEEL	7	0	NZ	39	2	2.56	3	0.96
DUCIMUS	2014	SNITZEL	5	0	WA	21	1	2.38	5	2.98
BRAVE SMASH	2013	TOSEN PHANTOM	11	1	NSW	67	3	2.24	6	1.12
ENCRYPTION	2015	LONHRO	10	2	QLD	69	3	2.17	3	0.54
WRITTEN BY	2015	WRITTEN TYCOON	16	2	NSW	74	3	2.03	5	0.84
SANTOS	2015	I AM INVINCIBLE	9	2	NZ	54	2	1.85	3	0.69
ACE HIGH	2014	HIGH CHAPARRAL	7	1	NZ	31	1	1.61	2	0.81
PRIZED ICON	2013	MORE THAN READY	2	1	NSW	32	1	1.56	1	0.39
NATIONAL DEFENSE	2014	INVINCIBLE SPIRIT	6	0	DEAD	34	1	1.47	3	1.10
U S NAVY FLAG	2015	WAR FRONT	11	2	NZ	75	2	1.33	8	1.33
TRAPEZE ARTIST	2014	SNITZEL	23	1	NSW	107	2	0.93	11	1.29
ARDROSSAN	2014	REDOUTE'S CHOICE	4	4	NZ	34	0	-	5	1.84
BONDI	2015	SNITZEL	3	0	WA	27	0	-	3	1.39
MENDELSSOHN	2015	SCAT DADDY	4	0	KY	28	0	-	2	0.89
LEAN MEAN MACHINE	2015	ZOUSTAR	9	0	QLD	50	0	-	3	0.75
PERFORMER	2015	EXCEED AND EXCEL	6	0	QLD	38	0	-	2	0.66
JUNGLE CAT	2012	IFFRAAJ	4	0	QLD	22	0	-	1	0.57
SHOWTIME	2014	SNITZEL	9	1	NSW	51	0	-	2	0.49
STRATOSPHERE	2015	SNITZEL	7	0	TAS	43	0	-	1	0.29
EMINENT	2014	FRANKEL	3	0	NZ	25	0	-	0	-

SHADED= WA SIRE

## NORTHERN HEMISPHERE LINES DOMINATE SOUTH AMERICAN SIRE LISTS

It's well established now that Japanese horses are competitive anywhere in the world but back when Australia's John Messara was about the only one prepared to take that gamble, a son of Sunday Silence, **Agnes Gold** (4.63 A Runner Index), became the #1 sire in Brazil after standing in Japan and briefly in Florida. Agnes Gold's last crop was foaled in 2020 so this season will mark his final appearance in these tables. At the mid-season point of the season he ranks as the #1 sire in Brazil and the #2 sire in South America by A Runner Index, covering the 6 1/2 seasons 2017/18-2023/24.



*Fortify, 4.09 A / 2.20 ABC Index  
Photo courtesy Haras Vacacion, Argentina*

Five sires have current A Runner Indexes over 3.00; besides Agnes Gold, two stand in Argentina and two in Chile. The two in Argentina are South America #3 and Argentina #1 **Fortify** (4.09), a son of Distorted Humor who spent most of 2012 chasing after US Champion 2yo Shanghai Bobby for Darley, and South America #5 and Argentina #2 **Il Campione** (3.30), a son of Scat Daddy out of a Pleasant Tap mare who was Champion 2yo and Champion 3yo and Horse of the Year in Chile and even made one foray up north, where he finished third in the then-G3 Poker S. at Belmont Park. He's the sire most recently of the 3yo El Encinal, who won Argentina's prestigious G1 GP Carlos Pellegrini in December. The Chilean stars are shuttlers **Practical Joke** (4.98, South America #1), who stood at the same stud, Haras Paso Nevado, which ended up launching Scat Daddy's stud career, and South America #4 **Constitution** (3.82), who stood at the Solari Family's Haras Don Alberto. Three other sires are just on the verge of 3.00 ratings: veteran Argentina sire **Key Deputy** (2.98), by Deputy Minister and particularly good for 2yo's; Brazil's 2010 G1 Belmont S. and 2011 G1 Breeders' Cup Classic winner **Drosselmeyer** (2.98), another by Distorted Humor; and **T.H. Approval** (2.97), by With Approval and a former top sire for many seasons in Uruguay. Given Sunday Silence came to

Japan from the US it's quite easy to see there's a massive American influence in contemporary South American breeding but of course there have always been and still are plenty from Europe too, notably recently serial shuttler **Mastercraftsman** (1.99) and Kingman's half-brother **Remote** (2.85), in Argentina.



*Il Campione, 3.30 A / 2.13 ABC Index  
Photo courtesy Haras El Paraiso Argentina*

Il Campione, whose oldest crop are now just 5yo's, is the leading South American sire by ABC Runner Index; his 2.82 ABC Index translates to 22.56% of his runners qualifying as top 8% earners. Constitution (2.71= 21.68%), Practical Joke (2.60= 20.80%), Fortify (2.20= 17.60%), and Agnes Gold (2.14= 17.12%) round out the top five, just ahead of Argentina's F2017 **Le Blues** (2.10= 16.80%), a son of former champion Argentine sire Roman Ruler, who was by Fusaichi Pegasus. Fortify and Agnes Gold dominate the lists by number of A Runners and ABC Runners: Agnes Gold leads by number of A Runners, 88 to 76, but Fortify edges it by number of ABC Runners, 164 to 163.

Though we group the five South American countries together for analytical purposes Argentina is the big gun; of 184 sires we can place who qualified for APEX ratings in South America, 86 of them, or 47%, stand or stood in Argentina. Uruguay has 32, Chile 31, Brazil surprisingly only 24, and Peru, unsurprisingly, 11.

One metric which did surprise us is the declining number of stallions going to stud in both Australasia and South America. Usually the number of sires with their first 3yo's being assigned their first APEX ratings is fairly stable from year to year or season to season. But there was a one-third drop in Australasia from 39 F2018 sires with APEX ratings, to 31 F2019 sires, to 26 F2020 sires. The decline was even more pronounced in South America, where there were 28 F2018 sires with APEX ratings at the midpoint of this season, dropping to 19 F2019 sires and just nine F2020 sires – a drop of more than two-thirds.

[Click here for an alphabetical roster of 192 South American sires](#)

**TABLE 8: SH APEX MID-SEASON 23/24: TOP 20 SOUTH AMERICAN SIRES BY A RUNNER INDEX**

SIRE	YOB	HIS SIRE	23-24 WNRS	TOT SW	FFLS	ST	TOT RNS	A's	A Index	ABC's	ABC Index
PRACTICAL JOKE	2014	INTO MISCHIEF	55	15	2018	CHI	221	22	4.98	46	2.60
AGNES GOLD	1998	SUNDAY SILENCE	48	68	2009	DEAD	951	88	4.63	163	2.14
FORTIFY	2010	DISTORTED HUMOR	66	44	2015	ARG	930	76	4.09	164	2.20
CONSTITUTION	2011	TAPIT	91	24	2017	CHI	471	36	3.82	102	2.71
IL CAMPIONE	2011	SCAT DADDY	90	21	2018	ARG	470	31	3.30	106	2.82
KEY DEPUTY	2000	DEPUTY MINISTER	16	45	2009	ARG	587	35	2.98	86	1.83
DROSSELMEYER	2007	DISTORTED HUMOR	47	58	2013	BRZ	823	49	2.98	106	1.61
T. H. APPROVAL	2001	WITH APPROVAL	14	33	2009	URU	573	34	2.97	63	1.37
REMOTE	2010	DANSILI	33	16	2016	ARG	527	30	2.85	72	1.71
HAT TRICK	2001	SUNDAY SILENCE	45	30	2009	DEAD	556	30	2.70	57	1.28
EQUAL STRIPES	1999	CANDY STRIPES	30	61	2006	ARG	1016	53	2.61	140	1.72
TEXAS FEVER	2005	VICTORY GALLOP	11	6	2015	URU	259	13	2.51	32	1.54
PUT IT BACK	1998	HONOUR AND GLORY	35	76	2004	ARG	852	38	2.23	107	1.57
SEÑOR CANDY	2008	CANDY RIDE	39	11	2015	ARG	479	21	2.19	63	1.64
FORESTRY	1996	STORM CAT	29	31	2011	DEAD	676	28	2.07	62	1.15
SUGGESTIVE BOY	2008	EASING ALONG	19	7	2016	ARG	319	13	2.04	43	1.68
CITYSCAPE	2006	SELKIRK	21	18	2015	ARG	597	24	2.01	81	1.70
MASTERCRAFTSMAN	2006	DANEHILL DANCER	35	43	2011	DEAD	1207	48	1.99	128	1.33
SOUTHDALE	2006	STREET CRY	15	11	2013	PER	361	14	1.94	34	1.18
CITY BANKER	2005	LODE	9	11	2011	URU	312	12	1.92	28	1.12

**TABLE 9: SH APEX MID-SEASON 23/24: TOP 20 SOUTH AMERICAN SIRES BY NUMBER OF A RUNNERS**

SIRE	YOB	HIS SIRE	23-24 WNRS	TOT SW	FFLS	ST	TOT RNS	A's	A Index	ABC's	ABC Index
AGNES GOLD	1998	SUNDAY SILENCE	48	68	2009	DEAD	951	88	4.63	163	2.14
FORTIFY	2010	DISTORTED HUMOR	66	44	2015	ARG	930	76	4.09	164	2.20
EQUAL STRIPES	1999	CANDY STRIPES	30	61	2006	ARG	1016	53	2.61	140	1.72
DROSSELMEYER	2007	DISTORTED HUMOR	47	58	2013	BRZ	823	49	2.98	106	1.61
MASTERCRAFTSMAN	2006	DANEHILL DANCER	35	43	2011	DEAD	1207	48	1.99	128	1.33
PUT IT BACK	1998	HONOUR AND GLORY	35	76	2004	ARG	852	38	2.23	107	1.57
CONSTITUTION	2011	TAPIT	91	24	2017	CHI	471	36	3.82	102	2.71
KEY DEPUTY	2000	DEPUTY MINISTER	16	45	2009	ARG	587	35	2.98	86	1.83
T. H. APPROVAL	2001	WITH APPROVAL	14	33	2009	URU	573	34	2.97	63	1.37
IL CAMPIONE	2011	SCAT DADDY	90	21	2018	ARG	470	31	3.30	106	2.82
ANGIOLO	2008	GRAND REWARD	50	20	2014	ARG	1098	31	1.41	112	1.28
REMOTE	2010	DANSILI	33	16	2016	ARG	527	30	2.85	72	1.71
HAT TRICK	2001	SUNDAY SILENCE	45	30	2009	DEAD	556	30	2.70	57	1.28
FORESTRY	1996	STORM CAT	29	31	2011	BRZ	676	28	2.07	62	1.15
ORPEN	1996	LURE	32	75	2001	DEAD	949	28	1.48	106	1.40
TREASURE BEACH	2008	GALILEO	34	15	2015	ARG	862	27	1.57	74	1.07
SEEKING THE DIA	2001	STORM CAT	69	27	2010	CHI	883	26	1.47	88	1.25
SEBI HALO	1998	SOUTHERN HALO	19	39	2006	ARG	911	25	1.37	80	1.10
CITYSCAPE	2006	SELKIRK	21	18	2015	ARG	597	24	2.01	81	1.70
GRAND REWARD	2001	STORM CAT	22	30	2007	ARG	873	23	1.32	71	1.02
HURRICANE CAT	2003	STORM CAT		37	2008	ARG	1048	23	1.10	96	1.15

**TABLE 10: SH APEX MID-SEASON 23/24: TOP 20 SOUTH AMERICAN SIRES BY ABC RUNNER INDEX**

SIRE	YOB	HIS SIRE	23-24 WNRS	TOT SW	FFLS	ST	TOT RNS	A's	A Index	ABC's	ABC Index
IL CAMPIONE	2011	SCAT DADDY	90	21	2018	ARG	470	31	3.30	106	2.82
CONSTITUTION	2011	TAPIT	91	24	2017	CHI	471	36	3.82	102	2.71
PRACTICAL JOKE	2014	INTO MISCHIEF	55	15	2018	CHI	221	22	4.98	46	2.60
FORTIFY	2010	DISTORTED HUMOR	66	44	2015	ARG	930	76	4.09	164	2.20
AGNES GOLD	1998	SUNDAY SILENCE	48	68	2009	DEAD	951	88	4.63	163	2.14
LE BLUES	2012	ROMAN RULER	34	9	2017	ARG	369	14	1.90	62	2.10
KEY DEPUTY	2000	DEPUTY MINISTER	16	45	2009	ARG	587	35	2.98	86	1.83
EQUAL STRIPES	1999	CANDY STRIPES	30	61	2006	ARG	1016	53	2.61	140	1.72
REMOTE	2010	DANSILI	33	16	2016	ARG	527	30	2.85	72	1.71
CITYSCAPE	2006	SELKIRK	21	18	2015	ARG	597	24	2.01	81	1.70
SUGGESTIVE BOY	2008	EASING ALONG	19	7	2016	ARG	319	13	2.04	43	1.68
SENROR CANDY	2008	CANDY RIDE	39	11	2015	ARG	479	21	2.19	63	1.64
COSMIC TRIGGER	2012	LIZARD ISLAND	34	6	2017	ARG	356	13	1.83	46	1.62
DROSSELMAYER	2007	DISTORTED HUMOR	47	58	2013	BRZ	823	49	2.98	106	1.61
GREENSPRING	2005	ORIENTATE	31	14	2012	ARG	526	20	1.90	67	1.59
PUT IT BACK	1998	HONOUR AND GLORY	35	76	2004	ARG	852	38	2.23	107	1.57
WAR COMMAND	2011	WAR FRONT	27	8	2016	ARG	288	10	1.74	36	1.56
TEXAS FEVER	2005	VICTORY GALLOP	11	6	2015	URU	259	13	2.51	32	1.54
TRINNIBERG	2009	TEUFLESBERG	7	5	2015	URU	284	7	1.23	35	1.54
GRAND DADDY	2006	JOHANNESBURG	51	16	2013	CHI	835	20	1.20	98	1.47

**TABLE 11: SH APEX MID-SEASON 23/24: TOP 20 SOUTH AMERICAN SIRES BY NUMBER OF ABC RUNNERS**

SIRE	YOB	HIS SIRE	23-24 WNRS	TOT SW	FFLS	ST	TOT RNS	A's	A Index	ABC's	ABC Index
FORTIFY	2010	DISTORTED HUMOR	66	44	2015	ARG	930	76	4.09	164	2.20
AGNES GOLD	1998	SUNDAY SILENCE	48	68	2009	DEAD	951	88	4.63	163	2.14
EQUAL STRIPES	1999	CANDY STRIPES	30	61	2006	ARG	1016	53	2.61	140	1.72
MASTERCRAFTSMAN	2006	DANEHILL DANCER	35	43	2011	DEAD	1207	48	1.99	128	1.33
ANGIOLO	2008	GRAND REWARD	50	20	2014	ARG	1098	31	1.41	112	1.28
PUT IT BACK	1998	HONOUR AND GLORY	35	76	2004	ARG	852	38	2.23	107	1.57
IL CAMPIONE	2011	SCAT DADDY	90	21	2018	ARG	470	31	3.30	106	2.82
DROSSELMAYER	2007	DISTORTED HUMOR	47	58	2013	BRZ	823	49	2.98	106	1.61
ORPEN	1996	LURE	32	75	2001	DEAD	949	28	1.48	106	1.40
CONSTITUTION	2011	TAPIT	91	24	2017	CHI	471	36	3.82	102	2.71
GRAND DADDY	2006	JOHANNESBURG	51	16	2013	CHI	835	20	1.20	98	1.47
HURRICANE CAT	2003	STORM CAT	38	37	2008	ARG	1048	23	1.10	96	1.15
SEEKING THE DIA	2001	STORM CAT	69	27	2010	CHI	883	26	1.47	88	1.25
KEY DEPUTY	2000	DEPUTY MINISTER	16	45	2009	ARG	587	35	2.98	86	1.83
CITYSCAPE	2006	SELKIRK	21	18	2015	ARG	597	24	2.01	81	1.70
MANIPULATOR	2001	UNBRIDLED	40	24	2007	ARG	1295	19	0.73	81	0.78
SEBI HALO	1998	SOUTHERN HALO	19	39	2006	ARG	911	25	1.37	80	1.10
TREASURE BEACH	2008	GALILEO	34	15	2015	ARG	862	27	1.57	74	1.07
REMOTE	2010	DANSILI	33	16	2016	ARG	527	30	2.85	72	1.71
LIZARD ISLAND	2005	DANEHILL DANCER	29	21	2010	ARG	1106	18	0.81	72	0.81



**TABLE 12: SH APEX MID-SEASON 23/24: SOUTH AMERICAN SIREs WITH FIRST FOALS 2018**

SIRE	YOB	HIS SIRE	23-24 WNRS	TOT SW	FFLS	ST	TOT RNS	A's	A Index	ABC's	ABC Index
PRACTICAL JOKE	2014	INTO MISCHIEF	55	15	2018	CHI	221	22	4.98	46	2.60
SLOANE AVENUE	2011	CANDY RIDE	19	4	2018	URU	118	8	3.39	19	2.01
IL CAMPIONE	2011	SCAT DADDY	90	21	2018	ARG	470	31	3.30	106	2.82
CHRONNOS	2011	ELUSIVE QUALITY	13	5	2018	BRZ	86	5	2.91	12	1.74
FLYER	2012	SCAT DADDY	15	4	2018	CHI	143	6	2.10	12	1.05
BAY OF PLENTY	2011	MEDAGLIA D'ORO	20	3	2018	PER	155	6	1.94	11	0.89
DANIEL BOONE	2012	WILD EVENT	21	8	2018	ARG	215	8	1.86	20	1.16
IN THE DARK	2013	MUTAKDDIM	26	6	2018	ARG	234	7	1.50	20	1.07
SANTILLANO	2011	EASING ALONG	17	4	2018	ARG	145	4	1.38	11	0.95
HOLY BOSS	2012	STREET BOSS	16	1	2018	ARG	148	3	1.01	11	0.93
EL MOISES	2011	MANIPULATOR	6	0	2018	ARG	50	1	1.00	2	0.50
HIT IT A BOMB	2013	WAR FRONT	33	6	2018	ARG	338	6	0.89	24	0.89
TANTOS ANOS	2010	MUTAKDDIM	4	0	2018	ARG	56	1	0.89	3	0.67
SAFETY CHECK	2011	DUBAWI	31	2	2018	ARG	231	4	0.87	22	1.19
GOLDIKOVIC	2013	GALILEO	31	5	2018	BRZ	297	5	0.84	16	0.67
FULL MAST	2012	MIZZEN MAST	39	6	2018	ARG	302	5	0.83	34	1.41
SOUTHERN CAT	2011	SCAT DADDY	9	1	2018	ARG	133	2	0.75	6	0.56
CYRUS ALEXANDER	2012	MEDAGLIA D'ORO	22	4	2018	PER	176	1	0.28	8	0.57
EXAGGERATOR	2013	CURLIN	36	1	2018	CHI	252	1	0.20	6	0.30
MESTRE GOSIK	2011	CRIMSON TIDE	4	0	2018	URU	47	0	-	5	1.33
SAL GROSSO	2006	OUR EMBLEM	2	0	2018	URU	25	0	-	1	0.50
MATTERHORN	2011	TAPIT	7	0	2018	URU	92	0	-	3	0.41
FORWARD MARCH	2009	DISTORTED HUMOR	6	0	2018	CHI	38	0	-	1	0.33
MR. MAGIC	2013	SCAT DADDY	5	0	2018	-	44	0	-	1	0.28
HONOUR DEVIL	2004	HONOUR AND GLORY	4	0	2018	ARG	48	0	-	1	0.26
ZERFAAL	2011	DUBAWI	5	0	2018	-	49	0	-	1	0.26
ENZO STRIPES	2010	EQUAL STRIPES	1	0	2018	-	37	0	-	0	-
STORM MAYOR	2002	BERNSTEIN	1	0	2018	ARG	27	0	-	0	-

**TABLE 13: SH APEX MID-SEASON 23/24: SOUTH AMERICAN SIRES WITH FIRST FOALS 2019**

SIRE	YOB	HIS SIRE	23-24 WNRS	TOT SW	FFLS	ST	TOT RNS	A's	A Index	ABC's	ABC Index
KENTUCKIAN	2012	TIZNOW	21	7	2019	BRZ	84	4	2.38	11	1.64
MAJESTICPERFECTION	2006	HARLAN'S HOLIDAY	11	1	2019	URU	52	2	1.92	7	1.68
KATMAI	2011	SCAT DADDY	15	2	2019	URU	92	3	1.63	8	1.09
LONG ISLAND SOUND	2013	WAR FRONT	16	2	2019	ARG	124	4	1.61	5	0.50
DISTINCTIV PASSION	2010	WITH DISTINCTION	7	2	2019	ARG	41	1	1.22	7	2.13
WAR SECRETARY	2014	WAR FRONT	19	3	2019	BRZ	125	3	1.20	6	0.60
VASTAGO SALVAJE	2011	CANDY RIDE	9	0	2019	ARG	60	1	0.83	3	0.63
ANNUAL REPORT	2013	HARLAN'S HOLIDAY	12	1	2019	CHI	60	1	0.83	1	0.21
GALAPIAT	2013	GALILEO	7	1	2019	PER	64	1	0.78	6	1.17
NASHVILLE TEXAN	2012	FORESTRY	16	1	2019	ARG	87	1	0.57	5	0.72
BODEMEISTER	2009	EMPIRE MAKER	37	2	2019	ARG	208	2	0.48	15	0.90
SECURITY RISK	2012	WAR FRONT	13	0	2019	ARG	87	0	-	6	0.86
HOMAGE	2014	WAR FRONT	1	0	2019	ARG	46	0	-	3	0.82
MALAGACY	2014	SHACKLEFORD	12	0	2019	CHI	63	0	-	4	0.79
CUNCO	2014	FRANKEL	7	0	2019	CHI	47	0	-	1	0.27
ZAWRAQ	2012	SHAMARDAL	14	0	2019	CHI	69	0	-	1	0.18
IMPERIA	2012	MEDAGLIA D'ORO	8	0	2019	-	40	0	-	0	-
QUIET BRAZILIAN	2014	CATCHER IN THE RYE	5	0	2019	-	40	0	-	0	-
QUIZ KID	2011	FORESTRY	1	0	2019	ARG	31	0	-	0	-

**TABLE 14: SH APEX MID-SEASON 23/24: SOUTH AMERICAN SIRES WITH FIRST FOALS 2020**

SIRE	YOB	HIS SIRE	23-24 WNRS	TOT SW	FFLS	ST	TOT RNS	A's	A Index	ABC's	ABC Index
CAN THE MAN	2011	INTO MISCHIEF	20	6	2020	BRZ	85	6	3.53	12	1.76
HI HAPPY	2012	PURE PRIZE	15	3	2020	ARG	79	5	3.16	7	1.11
GOOD SAMARITAN	2014	HARLAN'S HOLIDAY	28	2	2020	CHI	114	5	2.19	13	1.43
CAMELOT KITTEN	2013	KITTEN'S JOY	20	6	2020	BRZ	70	3	2.14	7	1.25
OVERANALYZE	2010	DIXIE UNION	11	0	2020	URU	73	2	1.37	6	1.03
SEAHENGE	2015	SCAT DADDY	9	3	2020	ARG	74	2	1.35	6	1.01
FORGE	2013	DUBAWI	8	1	2020	ARG	53	1	0.94	6	1.42
PATTERNRECOGNITION	2013	ADIOS CHARLIE	21	0	2020	CHI	89	0	-	1	0.14
DUBAI THUNDER	2014	DUBAWI	2	0	2020	ARG	22	0	-	0	-
CAN THE MAN	2011	INTO MISCHIEF	20	6	2020	BRZ	85	6	3.53	12	1.76
HI HAPPY	2012	PURE PRIZE	15	3	2020	ARG	79	5	3.16	7	1.11
GOOD SAMARITAN	2014	HARLAN'S HOLIDAY	28	2	2020	CHI	114	5	2.19	13	1.43
CAMELOT KITTEN	2013	KITTEN'S JOY	20	6	2020	BRZ	70	3	2.14	7	1.25
OVERANALYZE	2010	DIXIE UNION	11	0	2020	URU	73	2	1.37	6	1.03
SEAHENGE	2015	SCAT DADDY	9	3	2020	ARG	74	2	1.35	6	1.01
FORGE	2013	DUBAWI	8	1	2020	ARG	53	1	0.94	6	1.42
PATTERNRECOGNITION	2013	ADIOS CHARLIE	21	0	2020	CHI	89	0	-	1	0.14
DUBAI THUNDER	2014	DUBAWI	2	0	2020	ARG	22	0	-	0	-

[Click here for an alphabetical roster of 192 South American sires](#)

## SOUTH AFRICA: TRIPPI TAKES TOP SPOT BY A RUNNER INDEX

Dynasty's last crop of 3yo's were last season so he's no longer assigned APEX ratings and it's **Trippi** (2.79), sire of January 6th G1 King's Plate winner Charles Dickens, who claims the top spot among 39 South African sires by A Runner Index. F2018 **Rafeef** (2.60), a top sprinter for Shadwell in South Africa by Redoute's Choice, is second, followed by **Gimmethgreenlight** (2.35), **Vercingetorix** (2.28), and Vercingetorix's sire **Silvano** (2.09) rounding out five sires with 2.00+ A Ratings. Vercingetorix (1.80) is the leading sire by ABC Runner

Index, ahead of Trippi (1.59), Rafeef (1.48), Silvano (1.42), and Gimmethgreenlight (1.37). By number of A Runners 2017/18-2023/24 Gimmethgreenlight (63) is the leader, ahead of Silvano (49), Trippi (36), Vercingetorix (35), **What A Winter** (29), and **Querari** (28); Gimmethgreenlight (147) is also the leading sire by ABC Runners ahead of Silvano (133), Vercingetorix (111), What A Winter (108), and Querari (103). F2018 Rafeef (1st 5yo's 2023/24) is the leading young sire, but F2020 **Lancaster Bomber** (1.65), a Coolmore-raced son of War Front, was clearly going to be big news but unfortunately died before he ever had a runner.

**TABLE 15: SH APEX MID-SEASON 23/24: TOP 10 SAF SIRES BY A RUNNER INDEX**

SIRE	YOB	HIS SIRE	23-24 WNRS	TOT SW	FFLS	ST	TOT RNS	A's	A Index	ABC's	ABC Index
TRIPPI	1997	END SWEEP	10	54	2009	SAF	645	36	2.79	82	1.59
RAFEEF	2012	REDOUTE'S CHOICE	30	14	2018	SAF	346	18	2.60	41	1.48
GIMMETHGREENLIGHT	2008	MORE THAN READY	44	56	2013	SAF	1343	63	2.35	147	1.37
VERCINGETORIX	2009	SILVANO	53	29	2016	SAF	769	35	2.28	111	1.80
SILVANO	1996	LOMITAS	25	99	2004	DEAD	1171	49	2.09	133	1.42
FLOWER ALLEY	2002	DISTORTED HUMOR	34	15	2016	SAF	576	19	1.65	56	1.22
LANCASTER BOMBER	2014	WAR FRONT	31	3	2020	DEAD	121	4	1.65	10	1.03
POTALA PALACE	2008	SINGSPIEL	19	3	2015	SAF	244	8	1.64	25	1.28
FIRE AWAY	2012	WAR FRONT	10	3	2020	SAF	64	2	1.56	5	0.98
ROYAL MO	2014	UNCLE MO	9	0	2019	SAF	67	2	1.49	3	0.56
VAR	1999	FOREST WILDCAT	12	56	2006	DEAD	903	25	1.38	75	1.04
PATHFORK	2008	DISTORTED HUMOR	26	17	2013	SAF	659	18	1.37	60	1.14
ACT OF WAR	2011	DYNASTY	3	4	2017	SAF	184	5	1.36	16	1.09
GOLD STANDARD	2013	TRIPPI	5	1	2019	SAF	76	2	1.32	7	1.15
WHAT A WINTER	2007	WESTERN WINTER	37	24	2014	SAF	1146	29	1.27	108	1.18
FUTURA	2010	DYNASTY	13	14	2017	SAF	317	8	1.26	24	0.95
TWICE OVER	2005	OBSERVATORY	27	15	2014	SAF	911	22	1.21	63	0.86
ORATORIO	2002	DANEHILL	18	17	2007	SAF	901	21	1.17	74	1.03
IDEAL WORLD	2005	KINGMAMBO	20	28	2011	SAF	737	17	1.15	73	1.24
CANFORD CLIFFS	2007	TAGULA	32	11	2013	SAF	769	17	1.11	67	1.09
QUERARI	2006	OASIS DREAM	49	41	2012	SAF	1260	28	1.11	103	1.02
DUKE OF MARMALADE	2004	DANEHILL	16	20	2015	DEAD	908	19	1.05	57	0.78
THE UNITED STATES	2010	GALILEO	15	4	2018	SAF	194	4	1.03	19	1.22
WILLOW MAGIC	2010	DUBAWI	5	1	2017	SAF	250	5	1.00	19	0.95
ERUPT	2012	DUBAWI	26	1	2019	SAF	202	4	0.99	13	0.80
CAPTAIN OF ALL	2010	CAPTAIN AL	24	6	2016	SAF	615	12	0.98	42	0.85
NEW PREDATOR	2012	NEW APPROACH	7	1	2020	SAF	56	1	0.89	2	0.45
VISIONAIRE	2005	GRAND SLAM	15	9	2012	SAF	699	12	0.86	45	0.80
POMODORO	2008	JET MASTER	22	8	2015	SAF	656	11	0.84	37	0.71
MASTER OF MY FATE	2009	JET MASTER	44	20	2015	SAF	1108	18	0.81	88	0.99
DANON PLATINA	2012	DEEP IMPACT	11	0	2020	SAF	83	1	0.60	4	0.60
WILLIAM LONGSWORD	2013	CAPTAIN AL	35	7	2018	SAF	404	4	0.50	28	0.87
TIME THIEF	2005	REDOUTE'S CHOICE	11	5	2011	SAF	695	7	0.50	41	0.74
GLOBAL VIEW	2011	GALILEO	24	3	2017	SAF	431	4	0.46	18	0.52
FLYING THE FLAG	2010	GALILEO	9	1	2017	SAF	232	2	0.43	5	0.27
COUP DE GRACE	2011	TAPIT	12	2	2017	SAF	348	2	0.29	13	0.47
MAMBO IN SEATTLE	2005	KINGMAMBO	6	11	2011	SAF	502	2	0.20	31	0.77
HEAVENLY BLUE	2013	SNITZEL	8	0	2020	SAF	31	0	-	2	0.81
RABADA	2012	BRAVE TIN SOLDIER	7	0	2019	SAF	55	0	-	1	0.23

[Click here for an alphabetical roster of 39 South African sires](#)

**HONG KONG APEX- SIRES WITH 2+ A RUNNERS IN HONG KONG**

**TABLE 16: SH APEX MID-SEASON 23/24: SIRES WITH 2+ A RUNNERS IN HONG KONG**

SIRE	YOB	HIS SIRE	23-24		TOT	FFLS	ST	HK	A's	A	AB's	AB
			HK	HK								
ACCLAMATION	1999	ROYAL APPLAUSE	2	2	2005	IRE	47	3	3.19	3	1.60	
ALL TOO HARD	2009	CASINO PRINCE	0	1	2014	NSW	70	4	2.86	5	1.79	
ARCHIPENKO	2004	KINGMAMBO	1	3	2011	DEAD	24	5	10.42	5	5.21	
CHURCHILL	2014	GALILEO	1	1	2019	IRE	5	2	20	2	10.00	
CITYSCAPE	2006	SELKIRK	0	1	2015	ARG	8	4	25	4	12.50	
DARCI BRAHMA	2002	DANEHILL	1	4	2008	RETIRED	124	4	1.61	10	2.02	
DEEP FIELD	2010	NORTHERN METEOR	12	2	2016	RETIRED	160	6	1.88	10	1.56	
DEEP IMPACT	2002	SUNDAY SILENCE	1	3	2008	DEAD	30	6	10	8	6.67	
DENMAN	2006	LONHRO	0	1	2015	AUS	58	3	2.59	5	2.16	
DUPORTH	2005	RED RANSOM	0	2	2011	RETIRED	40	2	2.5	3	1.88	
EL ROCA	2010	FASTNET ROCK	0	1	2016	NZ	27	2	3.7	2	1.85	
EPAULETTE	2009	COMMANDS	2	1	2015	TUR	31	2	3.23	2	1.61	
EXCEED AND EXCEL	2000	DANEHILL	2	6	2005	AUS	177	7	1.98	9	1.27	
FASTNET ROCK	2001	DANEHILL	3	4	2006	AUS	124	2	0.81	6	1.21	
FERLAX	2009	PENTIRE	0	1	2015	DEAD	27	2	3.7	2	1.85	
GALILEO	1998	SADLER'S WELLS	1	3	2003	DEAD	27	6	11.11	7	6.48	
HARBINGER	2006	DANSILI	0	1	2012	JPN	9	3	16.67	3	8.33	
HARBOUR WATCH	2009	ACCLAMATION	0	1	2014	DEAD	28	4	7.14	5	4.46	
HEART'S CRY	2001	SUNDAY SILENCE	0	0	2008	DEAD	5	3	30	3	15.00	
HINCHINBROOK	2007	FASTNET ROCK	2	2	2012	DEAD	105	5	2.38	8	1.90	
I AM INVINCIBLE	2004	INVINCIBLE SPIRIT	1	1	2011	NSW	85	2	1.18	4	1.18	
KERMADEC	2011	TEOFILO	0	0	2017	NSW	16	2	6.25	2	3.13	
LONHRO	1998	OCTAGONAL	0	1	2004	AUS	27	3	5.56	3	2.78	
LOOKIN AT LUCKY	2007	SMART STRIKE	0	1	2012	CHI	11	2	9.09	2	4.55	
MAGNUS	2002	FLYING SPUR	3	1	2009	VIC	43	3	3.49	5	2.91	
MEDAGLIA D'ORO	1999	EL PRADO	1	1	2006	KY	57	5	4.39	6	2.63	
MORE THAN READY	1997	SOUTHERN HALO	2	2	2002	DEAD	75	3	2	6	2.00	
MYBOYCHARLIE	2005	DANETIME	0	1	2010	TUR	34	2	2.94	3	2.21	
NOT A SINGLE DOUBT	2001	REDOUTE'S CHOICE	3	2	2006	DEAD	99	6	3.03	10	2.53	
PIERRO	2009	LONHRO	1	1	2014	NSW	63	3	2.38	5	1.98	
REDWOOD	2006	HIGH CHAPARRAL	0	1	2013	NZ	25	2	4	2	2.00	
SACRED FALLS	2009	O'REILLY	0	1	2016	DEAD	33	2	3.03	3	2.27	
SAVABEEL	2001	ZABEEL	2	4	2006	NZ	131	3	1.15	6	1.15	
SEBRING	2005	MORE THAN READY	2	3	2010	DEAD	118	3	1.27	5	1.06	
SMART MISSILE	2008	FASTNET ROCK	2	0	2013	NSW	148	2	0.68	2	0.34	
STAR WITNESS	2007	STARCRAFT	1	1	2012	VIC	88	2	1.14	6	1.70	
STARCRAFT	2000	SOVIET STAR	0	3	2007	VIC	53	2	1.89	5	2.36	
STARSPANGLED BANNER	2006	CHOISIR	6	2	2012	IRE	64	5	3.91	9	3.52	
SWEYNESSE	2011	LONHRO	2	1	2017	NZ	23	3	6.52	3	3.26	
TEOFILO	2004	GALILEO	0	2	2009	IRE	38	5	6.58	6	3.95	
TORONADO	2010	HIGH CHAPARRAL	3	1	2016	AUS	55	5	4.55	7	3.18	
ZOUSTAR	2010	NORTHERN METEOR	7	1	2015	AUS	84	3	1.79	4	1.19	

[Click here for an alphabetical roster of 297 Sires in Hong Kong](#)



## SECTION 4: WORLDWIDE SALES TICKER

*Through January 16, 2024*

### 2023 SALES; SINGLE-DIGIT DECLINES FROM 2022 RECORD HIGHS

“Quality never goes out of fashion” seems to have been the principal takeaway from the 2023 North American and European marketplace as there are fears that everything ‘below the top’ (or even ‘below the very top’) is suffering from reduction in demand. Maybe that is the case but the statistics show the NA/EU auction marketplace was down by single digits in percentage terms, not more, from the record highs posted in 2022.

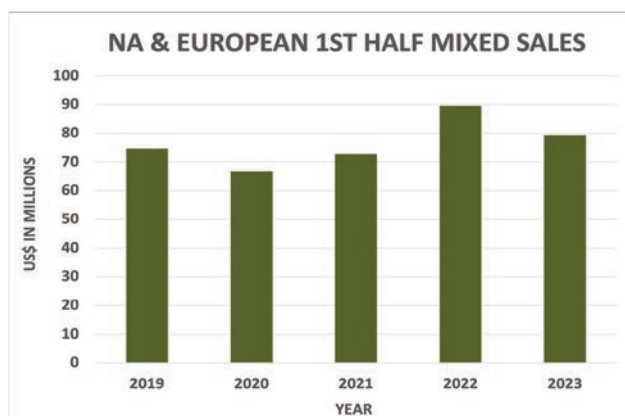
We divide the auction marketplace into four sectors, chronologically: first up are 1st-Half Mixed Sales (only about 5% of the overall market), primarily the January and February mixed sales. We separate these from the mixed sales later in the year because they represent two different covering seasons: ‘last year’ (2022 coverings for in-foal mares at 2023 1st-half mixed sales) and ‘this year’ (2023 coverings for in-foal mares at 2023 2nd-half mixed sales). Then the 2-Year-Old In Training sales (15% of the market); the yearling sales (50%) of the market; and 2nd-half mixed sales (30%).

In 2023 the overall North American and European live auction marketplace declined by 4%, or \$92-million, from \$2.071 billion to \$1.979 billion. The average, for over 23,000 horses sold, declined 3%, from \$88,350 to \$85,781. How lucky are we to work in a livestock market where 23,000 animals can average \$85,000 and gross +/- \$2-billion?

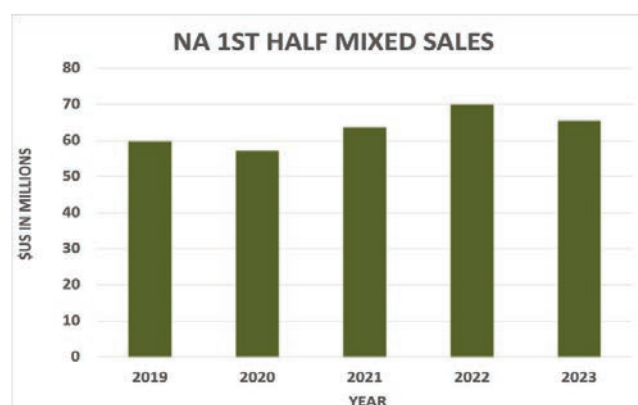
The January and February 2023 mixed sales were down about \$10-million from 2022 but these are really the ‘leftover’ sales from the year before. The combined NA/EU 2yo sales were actually up by \$20-million, or 7%, though the American sales were up only marginally, from \$222- to \$223-million; the big growth in the 2yo sales last year was in Europe, where the gross jumped by 34% from \$54.5-million to \$72.9-million so that Europe accounted for 25% of the combined market, up from 20%.

The yearling sales, accounting for half the live auction marketplace, were down a little over \$50-million, or 5%, from \$1.05-billion in 2022 to a tick over \$1-billion last year. The decline was only \$10-million, or 2%, in North America but over \$40-million, or 9%, in Europe. The Second-Half Mixed Sale marketplace finished out the year down 8%, again about \$50-million, from \$653-million in 2022 to \$602-million last year. The American sales were down \$21-million (7%), the European sales about \$30-million (9%).

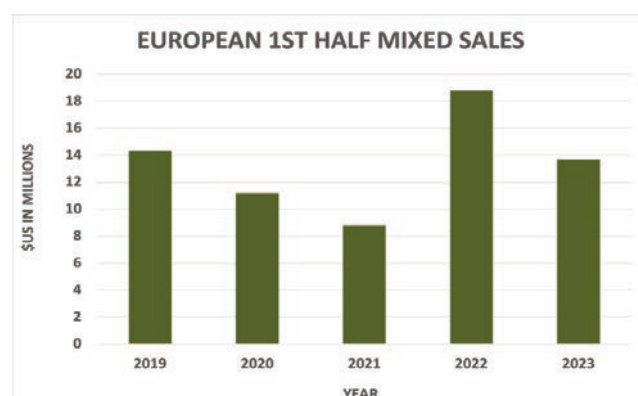
So the overall numbers say don’t panic, especially as 2022 was a record year. On the other hand there is a mountain of evidence about the continual shrinking of the industry, and external events and the external economy are always eligible to impact a somewhat fragile money supply – but whatever happens at the 2024 sales, quality really never does go out of fashion.



YEAR	CAT	RING	SOLD	% W/D	% S/R	% S/C	GROSS \$	AVG \$
2023	3,843	3,225	2,541	16.1%	78.8%	66.1%	79,216,181	31,175
2022	4,426	3,455	2,826	21.9%	81.8%	63.8%	88,270,657	31,235
2021	4,321	3,206	2,422	25.8%	75.5%	56.1%	72,694,101	30,014
2020	4,533	3,426	2,566	24.4%	74.9%	56.6%	70,309,050	27,400
2019	4,171	3,246	2,554	22.2%	78.7%	61.2%	74,467,595	29,157



YEAR	CAT	RING	SOLD	% W/D	% S/R	% S/C	GROSS \$	AVG \$
2023	2,756	2,138	1,723	22.4%	80.6%	62.5%	65,470,200	37,998
2022	2,886	2,208	1,846	23.5%	83.6%	64.0%	69,948,200	37,892
2021	2,941	2,316	1,825	21.3%	78.8%	62.1%	63,653,650	34,879
2020	3,153	2,309	1,826	26.8%	79.1%	57.9%	57,135,400	31,290
2019	2,727	2,094	1,642	23.2%	78.4%	60.2%	59,803,700	36,421



YEAR	CAT	RING	SOLD	% W/D	% S/R	% S/C	GROSS \$	AVG \$
2023	1,348	1,087	818	19.4%	75.3%	60.7%	13,745,981	16,804
2022	1,540	1,247	980	19.0%	78.6%	63.6%	18,816,755	19,201
2021	1,380	890	632	35.5%	71.0%	45.8%	8,795,520	13,917
2020	1,380	1,117	796	19.1%	71.3%	57.7%	11,181,092	14,047
2019	1,444	1,152	912	20.2%	79.2%	63.2%	14,334,015	15,717



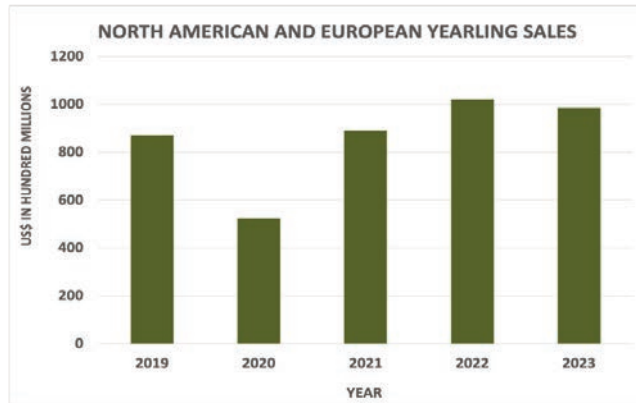
YEAR	CAT	RING	SOLD	% W/D	% S/R	% S/C	GROSS \$	AVG \$
2023	5,146	3,813	3,103	25.9%	81.4%	60.3%	296,163,624	95,444
2022	4,979	3,658	3,034	26.5%	82.9%	60.9%	276,555,867	91,152
2021	4,794	3,437	2,872	28.3%	83.6%	59.9%	249,881,466	87,006
2020	4,554	2,812	2,164	38.3%	77.0%	47.5%	159,642,493	73,772
2019	4,840	3,546	2,777	26.7%	78.3%	57.4%	247,071,072	88,970



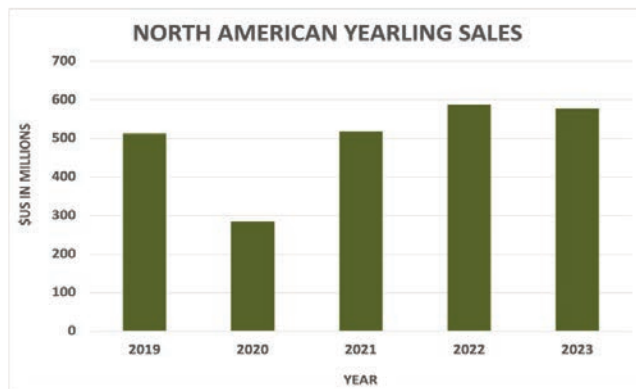
YEAR	CAT	RING	SOLD	% W/D	% S/R	% S/C	GROSS \$	AVG \$
2023	3,925	2,778	2,259	29.2%	81.3%	57.6%	223,248,400	98,826
2022	3,858	2,711	2,258	29.7%	83.3%	58.5%	222,037,400	98,334
2021	3,645	2,550	2,121	30.0%	83.2%	58.2%	198,332,850	93,509
2020	3,659	2,289	1,722	37.4%	75.2%	47.1%	125,371,300	72,806
2019	3,761	2,650	2,055	29.5%	77.5%	54.6%	198,781,800	96,731



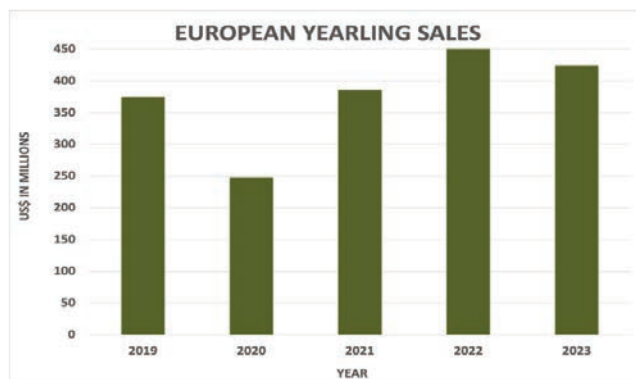
YEAR	CAT	RING	SOLD	% W/D	% S/R	% S/C	GROSS \$	AVG \$
2023	1,221	1,035	844	15.2%	81.5%	69.1%	72,915,224	86,392
2022	1,121	947	776	15.5%	81.9%	69.2%	54,518,467	70,256
2021	1,149	887	751	22.8%	84.7%	65.4%	51,548,616	68,640
2020	895	523	442	41.6%	84.5%	49.4%	34,271,193	77,537
2019	1,079	896	722	17.0%	80.6%	66.9%	48,289,272	66,883



YEAR	CAT	RING	SOLD	% W/D	% S/R	% S/C	GROSS \$	AVG \$
2023	14,230	12,354	9,924	13.2%	80.3%	69.7%	1,001,496,978	100,917
2022	13,953	12,121	10,075	13.1%	83.1%	72.2%	1,053,016,978	104,518
2021	13,630	11,664	9,646	14.4%	82.7%	70.8%	904,474,579	93,767
2020	12,651	10,315	7,843	18.5%	76.0%	62.0%	532,597,040	67,907
2019	14,178	11,986	9,282	15.5%	77.4%	65.5%	887,299,237	95,594

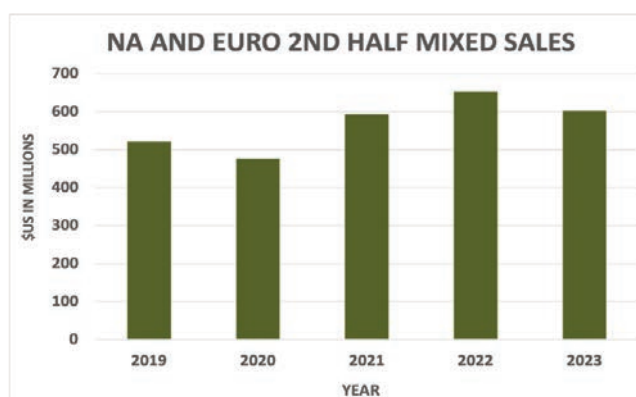


YEAR	CAT	RING	SOLD	% W/D	% S/R	% S/C	GROSS \$	AVG \$
2023	7,845	6,543	5,113	16.6%	78.1%	65.2%	577,033,640	112,856
2022	7,681	6,444	5,257	16.1%	68.4%	68.4%	587,348,300	111,727
2021	7,548	6,299	5,124	16.5%	67.9%	67.9%	518,403,900	101,172
2020	7,650	6,011	4,378	21.4%	57.2%	57.2%	284,461,700	64,975
2019	8,234	6,750	5,070	18.0%	61.6%	61.6%	512,138,600	101,014

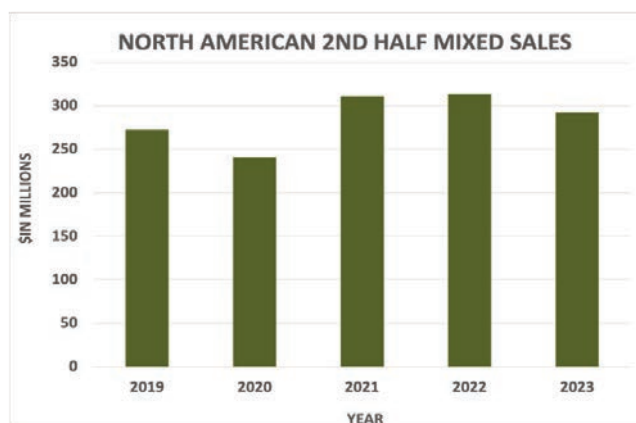


YEAR	CAT	RING	SOLD	% W/D	% S/R	% S/C	GROSS \$	AVG \$
2023	6,385	5,811	4,811	9.0%	82.8%	75.3%	424,463,338	88,228
2022	6,272	5,677	4,818	9.5%	84.9%	76.8%	465,668,678	96,652
2021	6,082	5,365	4,522	11.8%	84.3%	74.4%	386,070,679	85,376
2020	5,001	4,304	3,465	13.9%	80.5%	69.3%	248,135,340	71,612
2019	5,944	5,236	4,212	11.9%	80.4%	70.9%	375,160,637	89,069

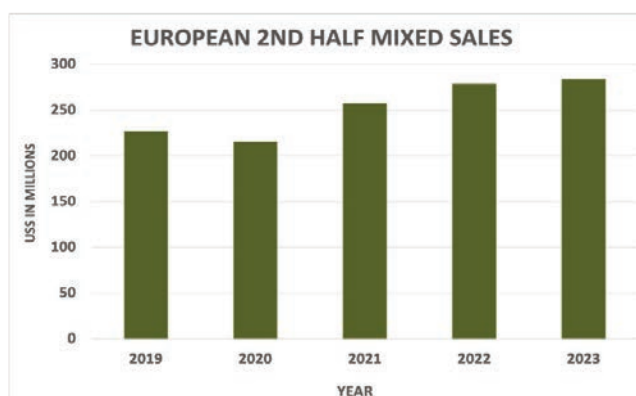




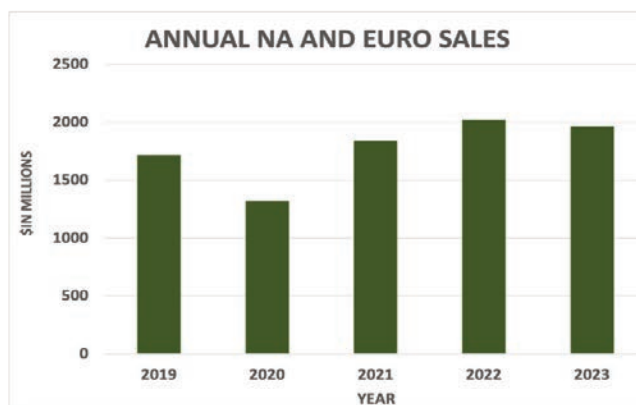
YEAR	CAT	RING	SOLD	% W/D	% S/R	% S/C	GROSS \$	AVG \$
2023	12,078	9,355	7,505	22.5%	80.2%	62.1%	602,346,000	80,259
2022	12,058	9,264	7,515	23.2%	81.1%	62.3%	653,458,620	86,954
2021	12,052	9,530	7,933	20.9%	83.2%	65.8%	592,968,955	74,747
2020	11,440	8,614	7,187	24.7%	83.4%	62.8%	476,406,878	66,287
2019	12,349	9,344	7,530	24.3%	80.6%	61.0%	520,966,659	69,185



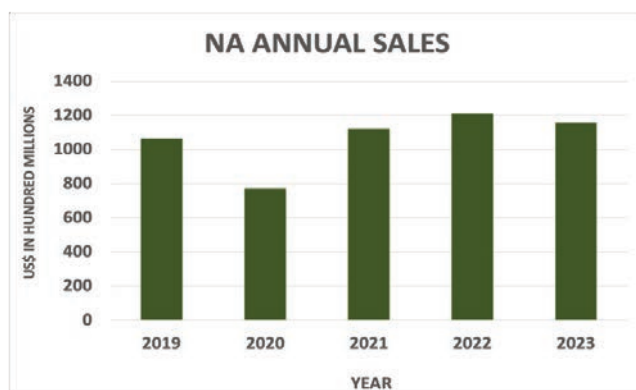
YEAR	CAT	RING	SOLD	% W/D	% S/R	% S/C	GROSS \$	AVG \$
2023	4,082	3,121	2,523	23.5%	80.8%	61.8%	291,690,100	115,612
2022	4,310	3,150	2,432	26.9%	77.2%	56.4%	313,326,700	128,835
2021	4,130	3,253	2,649	21.2%	81.4%	64.1%	311,189,600	117,474
2020	4,379	3,265	2,610	25.4%	79.9%	59.6%	240,397,900	92,106
2019	5,136	3,919	3,044	23.7%	77.7%	59.3%	272,534,100	89,532



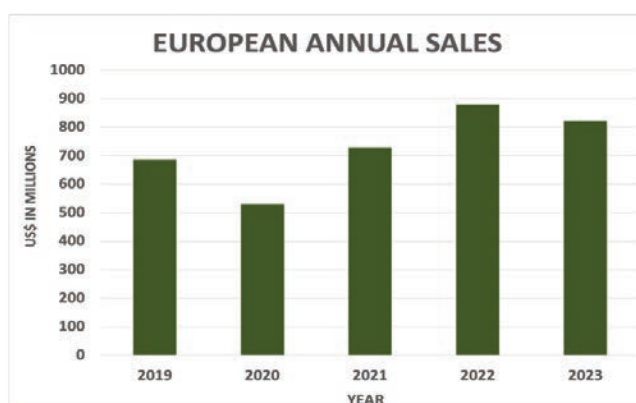
YEAR	CAT	RING	SOLD	% W/D	% S/R	% S/C	GROSS \$	AVG \$
2023	7,996	6,234	4,982	22.0%	79.9%	62.3%	310,655,900	62,356
2022	7,748	6,114	5,083	21.1%	83.1%	65.6%	340,131,920	66,916
2021	7,922	6,277	5,284	20.8%	84.2%	66.7%	281,779,355	53,327
2020	7,061	5,349	4,577	24.2%	85.6%	64.8%	236,008,978	51,564
2019	7,213	5,425	4,486	24.8%	82.7%	62.2%	248,432,559	55,380



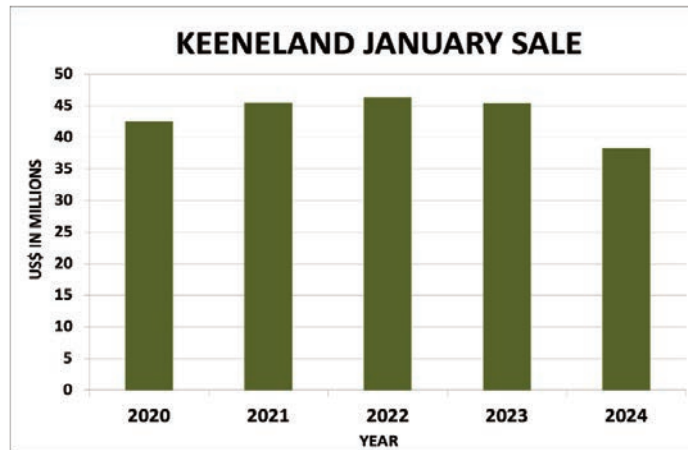
YEAR	CAT	RING	SOLD	% W/D	% S/R	% S/C	GROSS \$	AVG \$
2023	35,558	28,747	23,073	19.2%	80.3%	64.9%	1,979,222,783	85,781
2022	35,316	28,498	23,450	19.3%	82.3%	66.4%	2,071,796,420	88,350
2021	34,797	27,837	22,908	20.0%	82.3%	65.8%	1,819,774,170	79,438
2020	33,178	25,167	19,816	24.1%	78.7%	59.7%	1,236,962,903	62,422
2019	35,538	28,122	22,143	20.9%	78.7%	62.3%	1,729,474,683	78,105



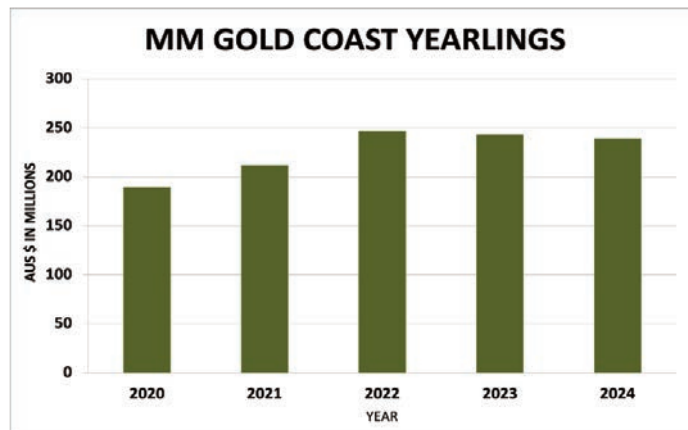
YEAR	CAT	RING	SOLD	% W/D	% S/R	% S/C	GROSS \$	AVG \$
2023	18,608	14,580	11,618	21.6%	79.7%	62.4%	1,157,442,340	99,625
2022	18,635	14,513	11,793	22.1%	81.3%	63.3%	1,192,660,600	101,133
2021	18,264	14,418	11,719	21.1%	81.3%	64.2%	1,091,580,000	93,146
2020	18,841	13,874	10,536	26.4%	75.9%	55.9%	707,366,300	67,138
2019	19,858	15,413	11,811	22.4%	76.6%	59.5%	1,043,258,200	88,329



YEAR	CAT	RING	SOLD	% W/D	% S/R	% S/C	GROSS \$	AVG \$
2023	16,950	14,167	11,455	16.4%	80.9%	67.6%	821,780,443	71,740
2022	16,681	13,985	11,657	16.2%	83.4%	69.9%	879,135,820	75,417
2021	16,533	13,419	11,189	18.8%	83.4%	67.7%	728,194,170	65,081
2020	14,337	11,293	9,280	21.2%	82.2%	64.7%	529,596,603	57,069
2019	15,680	12,709	10,332	18.9%	81.3%	65.9%	686,216,483	66,417



YEAR	CAT	RING	SOLD	% W/D	% S/R	% S/C	GROSS \$	AVG \$
2024	1,487	1,077	831	27.6%	77.2%	55.9%	38,339,300	46,136
2023	1,618	1,248	962	22.9%	77.1%	59.5%	45,408,300	47,202
2022	1,609	1,256	1,013	21.9%	80.7%	63.0%	46,341,100	45,746
2021	1,608	1,223	998	23.9%	81.6%	62.1%	45,522,100	45,613
2020	1,856	1,338	1,106	27.9%	82.7%	59.6%	42,480,500	38,409



YEAR	CAT	RING	SOLD	% W/D	% S/R	% S/C	GROSS \$	AVG \$
2024	1,475	1,337	1,118	9.4%	83.6%	75.8%	239,117,000	213,879
2023	1,279	1,143	1,008	10.6%	88.2%	78.8%	243,250,000	241,319
2022	1,235	1,199	1,013	2.9%	84.5%	82.0%	242,670,000	239,556
2021	1,286	1,169	1,016	9.1%	86.9%	79.0%	211,721,000	208,387
2020	1,086	998	870	8.1%	87.2%	80.1%	189,119,850	217,379

## SECTION 5: BILL'S TWEETS



**Bill Oppenheim** @biloppenheim · Jan 13

...

Also averaging A\$450k+ @mmsnippets Book 1 (4+ sold): Frankel 4/avg A\$825,000; Extreme Choice 13/\$703,412; Justify 7/\$501,714; Too Darn Hot 10/\$454,000 @JuddmonteFarms @NewgateFarm @CoolmoreAus @DarleyAus



**Bill Oppenheim** @biloppenheim · Jan 13

...

Top 4 sires @mmsnippets 25+ sold: I Am Invincible 29/40 ring (72%), avg A\$674,138; Snitzel 34/46 (74%), \$522,206; Zoustar 33/37 (89%), \$472,879; Wootton Bassett 32/33 (97%!), \$465,625 @yarramanpark @ArrowfieldStud @widdenstud @Tweenhills @CoolmoreAus.



**Bill Oppenheim** @biloppenheim · Jan 13

...

Book 1 @mmsnippets finished with 800 sold/893 ring (89.6%)/1020 catalogued (78.4%, down 2.3%), gross A\$223,125,500 (-3%), average A\$279,256 (-4%), median A\$200,000 (-5%); small single-digit, quite manageable declines. Book 2 & tiny Book 3 have 455 catalogued Mon-Tue +52% from '23



**Bill Oppenheim** @biloppenheim · Jan 11

...

4 sires with 20+ sold 1st 3 days @mmsnippets Book 1: I Am Invincible 24 sold/30 ring (80%), avg A\$618,750; Snitzel 22/32 (69%), \$542,273; Wootton Bassett 25/25 (wow), \$471,000; Zoustar 27/30 (90%), \$441,667 @yarramanpark @ArrowfieldStud @CoolmoreAus @widdenstud @Tweenhills



**Bill Oppenheim** @biloppenheim · Jan 11

...

3 days @mmsnippets Book 1: 690 catalogued, 629 ring, 536 sold (85.2%/ring, 77.7%/cat down 5% & 3%), avg A\$289,810 down 1% vs whole sale '23, median up 5% to A\$220k. 67% of catalogue has sold, still projecting A\$230m, no rise in gross due to drop in clearance rate.



**Bill Oppenheim** @biloppenheim · Jan 10

...

Leading sires 3+ sold after 2 days @mmsnippets: 1 I Am Invincible 14 sold, avg A\$653,571; 2 Extreme Choice 6/\$649,167; 3 Snitzel 17/\$580,294; 4 Justify 3/\$443,333; 5 Zoustar 20/\$439,500 @yarramanpark @NewgateFarm @ArrowfieldStud @CoolmoreAus @widdenstud @Tweenhills



**Bill Oppenheim** @biloppenheim · Jan 10

...

After 2 days at @mmsnippets yearling sale: 350 sold/450 catalogued (77.8%), average A\$290,951, median A\$220k. Last year whole sale average A\$291,343 so 44% of way through sale looks dead level with '23. Book 1 gross '22-A\$229.8m; '23-A\$230.1m; '24 looks like A\$230m.





**Bill Oppenheim** @biloppenheim · Jan 9

...

Day 1 of the 5-day @mmsnippets Book 1 sale done, metrics minus 3% from 2023 whole sale: today's avg A\$281,767, whole sale '23 A\$291,343. Gross '22 A\$229.8m, '23 A\$230.1m, today projects out to A\$222.7m. 7 by @yarramanpark 'Vinnie' averaged A\$721,429. Business as usual fortunately



**Bill Oppenheim** @biloppenheim · Jan 5

...

Annapolis, the best US-trained 3yo turf miler in 2022, retires to @claibornefarm for \$12,500- the same price his sire War Front retired at in 2007. Out of G2W & \$4m buy My Miss Sophia, he defeated olders in the G1 @keeneland Turf Mile. Really attractive prospect.



**Bill Oppenheim** @biloppenheim · Dec 30, 2023

...

Star man, Like @snagler said to me, "we knew him when ..."

**TDN** @theTDN · Dec 29, 2023

Nick Smith, @Ascot's director of racing and public affairs, has been named to the New Year Honours list. thoroughbreddailynews.com/ascots-nick-sm...



**Bill Oppenheim** @biloppenheim · Dec 28, 2023

...

US 2019 Horse of the Year Bricks And Mortar #2 Freshman Sire in Japan; #3 is Morain, 1m G1 winner in JP by Henny Hughes (44 winners!), #4 New Year's Day, #5 California Chrome. 2x G1 Dubai World Cup winner Thunder Snow 8, Animal Kingdom 11. Much more money in 4yo+ races though.



**Bill Oppenheim** @biloppenheim · Dec 28, 2023

...

Today's win by 2f Regaleira over Sottsass' €2.1m full br Shin Emperor in G1 10f Hopeful S. confirms her sire Suave Richard, 2019 G1 Japan Cup winner, as Japan's Leading Freshman Sire for 2023. He's by Sunday Silence son Heart's Cry out of an Unbridled 's Song mare (Mabee ped).



**Bill Oppenheim** @biloppenheim · Dec 26, 2023

...

Jumps sire alert: a G2 Juvenile Hurdle (3yo's) and a G1 Novice Chase within a half-hour today both won by progeny of @HarasDeCercy Karakter, a 2x 3yo 2000-2100m winner by High Chaparral for @AgaKhanStuds. Il Est Francais, from his 1st crop, was ultra-impressive in the Kauto Star.



**Bill Oppenheim** @biloppenheim · Dec 19, 2023



Won \$838k of which \$640k at OP including the Smarty Jones by 10L and 2nd in the G1 Arkansas Derby. Good addition to the rich Arky-bred program. Momma (Pangburn) could run too.



**Shortleaf Stable, Inc.** @ShortleafStable · Dec 18, 2023

Pleased to advise that Caddo River will enter stud at McDowell Farm near Sparkman next season. He will be let down for a few weeks at Shortleaf Farm in Hot Springs before moving to his new home late January. \$2000 stud free. View at Shortleaf call 262-5425 for appt.



**Bill Oppenheim** @biloppenheim · Dec 17, 2023



The lines will be busy today at NY's [@McMahonSaratoga](#) as Solomini added 2 SW yesterday including the G2 Los Al Futurity to make it 3 SW total. The son of Curlin won the then-G1 Los Al Futurity himself only to be dq'ed in favor of McKenzie. Now #7 NA Freshman Sire nationally.