

Thoroughbred Market Report



SEPTEMBER 2023

Editor – Bill Oppenheim, bopp@billoppenheim.com
Managing Editor – Emily J Plant PhD, emily@billoppenheim.com
Worldwide Sales Ticker – Brianne Stanley, bristanley1@gmail.com

Copyright 2023: The Bill Oppenheim Group

For subscription information go to www.billoppenheim.com
or contact info@billoppenheim.com

Thoroughbred Market Report

SEPTEMBER 2023



*Keeneland September 2022 Sale Topper- Quality Road x True Feelings (Latent Heat)
Sold for \$2,500,000 to Talla Racing/Woodford Racing/West Point Thoroughbreds
Consigned by Stonehaven Steadings*

TABLE OF CONTENTS

	PAGE
SECTION 1: KEENELAND SEPTEMBER SALE PREVIEW	1
SECTION 2: SIRE SALE AVERAGES	4
SECTION 3: WORLDWIDE SALES TICKER	6
SECTION 4: BILL'S TWEETS	8

IN THIS ISSUE

- There are 4,215 hip numbers assigned for Keeneland September (allowing for supplements), and Keeneland reports 4,198 actually catalogued as of this writing. Last year there were 4,153 catalogued of which 2,847 sold for a record \$405,495,700. First-year sires McKinzie (112) and Authentic (107) have the most catalogued throughout the entire sale; Into Mischief has 64 catalogued in Book 1, one of every six in the Book.
- With bigger numbers catalogued to all three Fasig-Tipton summer yearling sales, the gross increased by 12% at Saratoga to \$74,780,000 while the average increased 4% to \$488,758 with 9% more catalogued. With 25% more catalogued at the Fasig July + NY-Bred sales, the combined gross declined by 1.5% and the average for the two sales declined by 12%, suggesting the market is stronger at the top than in the \$100k range. The two breakthrough horses at Saratoga were the \$4m Curlin-Beholder colt and a \$3.2-million Into Mischief colt, both bought by Donato Lanni for Zedan Racing. Not surprisingly then, Curlin (6/avg \$1,233,333) and Into Mischief (9/\$1,034,444) are the two top sires by yearling average so far. Authentic (15/\$446,333) is the top first-year sire, and McKinzie, War of Will, and Improbable all averaged over \$200,000.
- Worldwide Sales Tickers for the 3 Fasig sales plus Arqana's August Sale in Deauville, which, in the second year of the 3-day all-Book 1 format saw a 12% increase in gross to €56,949,000 and a 9% increase in average to €232,445. Trade was very strong, reinforcing the view that the market is very strong at the top. Sire averages for European sires will be in October issue, but just at Arqana August, Dubawi had 7 sell for an average of €812,857; Siyouni 15/€463,333; Wootton Bassett 22/€368,409 from his first Irish crop. Among first-crop sires Ghaiyyath had 3 sell for an average of €455,000 – all bought by Godolphin – while Sottsass had 10 sell for an average of €197,200.
- Bill's Tweets

To subscribe to the Thoroughbred Market Report please visit

<https://billoppenheim.com/abouttmr.php> or email emily@billoppenheim.com

SECTION 1: KEENELAND SEPTEMBER SALE PREVIEW

FIRST-CROP YEARLING SIRES MCKINZIE, AUTHENTIC TOP KEENELAND SEPTEMBER SIRES 4-TIME CHAMPION SIRE INTO MISCHIEF HAS MOST REPRESENTATIVES IN WEEK 1

The 2022 Keeneland September Sale shattered records with 2,847 yearlings grossing \$405,495,700 and averaging \$142,429. Week 1 (Books 1-2) had 1,130 catalogued, of which 669 sold (59.2%) grossing just under \$237-million, while nearly 70% of those catalogued in Week 2 were sold. The numbers catalogued are similar this year: 4,215 hip numbers in the entire sale, of which 1,128 hip numbers are assigned in Books 1-2; of those 390 are catalogued in Book 1. I say hip numbers 'assigned' as actually 379 yearlings are catalogued in Book 1 and Book 2 begins with hip 401, so when the books were released there were 21 slots for hip numbers not yet assigned. Four yearlings were supplemented to Book 1 on August 17, which Keeneland then reported made a total of 4,198 catalogued to the sale.

We're used to seeing first-crop yearling sires with the highest numbers of yearlings catalogued and so it is this year, with Gainesway's McKinzie, who was 1st or 2nd in 12 G1/G2 races, and Spendthrift's Authentic, winner of the 2020 (September) G1 Kentucky Derby and G1 Breeders' Cup Classic and Horse of the Year, the two sires to have over 100 catalogued at Keeneland, with 112 and 107 catalogued respectively. There are 52 sires with 30+ catalogued at Keeneland, of which 13 – exactly 25% – are first-crop yearling sires. Spendthrift's 2020 G1 Met Mile winner Vekoma and Lane's End's 2018 Champion 2yo Game Winner are next among first-crop sires with 80 and 77 respectively. WinStar's Improbable (72), Three Chimneys' Volatile (71),

Airdrie's Complexity (68), Claiborne's War Of Will (59), and Ashford's Tiz The Law (49) are in the next group, while Taylor Made's Instagrind (40), WinStar's Global Campaign (39) and Tom's d'Etat (33), and Lane's End's Honor A.P. (31) also have 30+ catalogued. Among sires with runners, eight have 70+ catalogued: Maclean's Music (93, off a \$20,000 fee), Munnings (90, off a \$40,000 fee), Omaha Beach (83), Into Mischief (77), Constitution (75), Liam's Map (74), Uncle Mo (74), and Practical Joke (72).

Four-time (and counting) Champion Sire Into Mischief has 64 yearlings catalogued in Book 1 – that's 17%, or one of every six catalogued – and four in Book 2, and his 68 in the first week is the most of any sire. Fifteen sires have 30+ in Books 1-2, of which Authentic (63/44 in Book 1) and McKinzie (37/19) are the only two first-crop yearling sires. Uncle Mo has 51 catalogued in Week 1 (43 Book 1/8 Book 2), Justify 50 (34/16), Gun Runner 49 (31/18), Curlin 47 (40/7), Quality Road (35/10) and Munnings (22/23) 45 each. Constitution (43/31 in Book 1), Not This Time (41/30), and American Pharoah (40/24) have 40+ in the first week, while three of the F2006 'Fearsome Foursome' – Medaglia D'Oro (36/23), Tapit (33/28), and Speightstown (30/15) – round out the list of sires with 30+ catalogued in Week 1. The fourth member of that fearsome F2006 group, Candy Ride, has 24/16 in the first week.

KEENELAND SEPTEMBER SALE PREVIEW
52 SIRES WITH 30+ CATALOGUED, KEENELAND SEPTEMBER 2023

SIRE NAME	FFLS	HIS SIRE	ST	2023 FEE	2021 FEE	2023 YRLG	2022 YRLG	2022 WNLG	APEX ARI	C	F	TOTAL
MCKINZIE	2022	STREET SENSE	KY	30,000	30,000	233,410	-	134,307	-	49	63	112
AUTHENTIC	2022	INTO MISCHIEF	KY	60,000	75,000	446,333	-	238,928	-	66	41	107
MACLEAN'S MUSIC	2014	DISTORTED HUMOR	KY	50,000	20,000	171,100	107,687	103,888	1.36	48	45	93
MUNNINGS	2012	SPEIGHTSTOWN	KY	100,000	40,000	247,857	178,843	145,083	2.23	34	56	90
OMAHA BEACH	2021	WAR FRONT	KY	30,000	35,000	229,333	201,689	71,421	-	49	34	83
VEKOMA	2022	CANDY RIDE	KY	15,000	20,000	130,000	-	89,435	-	42	38	80
GAME WINNER	2022	CANDY RIDE	KY	30,000	30,000	77,250	-	117,000	-	46	31	77
INTO MISCHIEF	2010	HARLAN'S HOLIDAY	KY	250,000	225,000	1,034,444	529,220	380,000	2.88	49	28	77
CONSTITUTION	2017	TAPIT	KY	110,000	85,000	500,000	244,242	143,750	3.11	43	32	75
LIAM'S MAP	2017	UNBRIDLED'S SONG	KY	40,000	30,000	108,750	166,724	87,680	1.91	35	39	74
UNCLE MO	2013	INDIAN CHARLIE	KY	150,000	175,000	367,142	297,468	299,117	2.96	39	35	74
IMPROBABLE	2022	CITY ZIP	KY	25,000	40,000	217,500	-	78,921	-	39	33	72
PRACTICAL JOKE	2019	INTO MISCHIEF	KY	25,000	22,500	225,041	65,483	67,375	1.81	31	41	72
VOLATILE	2022	VIOLENCE	KY	12,500	17,500	147,285	-	78,193	-	32	39	71
NYQUIST	2018	UNCLE MO	KY	55,000	75,000	230,000	148,275	125,640	1.99	36	33	69
COMPLEXITY	2022	MACLEAN'S MUSIC	KY	12,500	12,500	100,500	-	50,297	-	32	36	68
NOT THIS TIME	2018	GIANT'S CAUSEWAY	KY	135,000	40,000	377,083	209,688	230,000	2.99	39	28	67
AMERICAN PHAROAH	2017	PIONEEROF THE NILE	KY	60,000	100,000	543,342	192,219	180,280	2.16	30	35	65
GUN RUNNER	2019	CANDY RIDE	KY	PVT	50,000	494,090	468,006	400,000	4.55	30	34	64
JUSTIFY	2020	SCAT DADDY	KY	100,000	125,000	441,428	304,692	217,689	3.24	28	36	64
TWIRLING CANDY	2013	CANDY RIDE	KY	60,000	40,000	276,500	135,979	133,000	1.71	31	33	64
CITY OF LIGHT	2020	QUALITY ROAD	KY	60,000	40,000	206,166	237,047	104,720	2.58	30	33	63
FROSTED	2018	TAPIT	KY	10,000	25,000	122,500	38,358	23,500	1.22	34	29	63
WAR OF WILL	2022	WAR FRONT	KY	25,000	25,000	230,000	-	92,851	-	36	23	59
MENDELSSOHN	2020	SCAT DADDY	KY	25,000	35,000	102,000	98,969	27,405	0.72	28	29	57
HARD SPUN	2009	DANZIG	KY	35,000	35,000	187,142	109,187	45,222	1.57	30	26	56
CURLIN	2010	SMART STRIKE	KY	225,000	175,000	1,233,333	496,333	268,333	3.53	33	20	53
AUDIBLE	2021	INTO MISCHIEF	KY	25,000	22,500	82,000	147,072	88,428	-	26	25	51
BOLT D'ORO	2020	MEDAGLIA D'ORO	KY	35,000	15,000	148,727	172,027	79,214	2.45	22	29	51
CANDY RIDE	2006	RIDE THE RAILS	KY	75,000	75,000	#N/A	217,685	130,611	2.69	26	24	50
QUALITY ROAD	2012	ELUSIVE QUALITY	KY	200,000	150,000	575,846	516,666	450,000	2.20	21	29	50
STREET SENSE	2009	STREET CRY	KY	75,000	60,000	221,500	211,725	145,000	1.94	25	25	50
TIZ THE LAW	2022	CONSTITUTION	KY	30,000	40,000	59,444	-	85,172	-	22	27	49
UNION RAGS	2014	DIXIE UNION	KY	30,000	30,000	37,333	60,000	31,407	1.35	25	23	48
MEDAGLIA D'ORO	2006	EL PRADO	KY	100,000	150,000	295,000	339,918	572,523	2.98	22	25	47
MORE THAN READY	2002	SOUTHERN HALO	DEAD	-	65,000	93,333	139,023	111,803	1.69	20	25	45
VINO ROSSO	2021	CURLIN	KY	15,000	25,000	64,400	94,287	39,857	-	26	19	45
MITOLE	2021	ESKENDEREYA	KY	15,000	15,000	62,875	104,638	44,423	-	22	19	41
VIOLENCE	2015	MEDAGLIA D'ORO	KY	40,000	25,000	175,181	97,614	96,954	1.10	21	20	41
BERNARDINI	2008	A.P. INDY	DEAD	-	35,000	171,250	62,771	140,000	1.53	20	20	40
INSTAGRAND	2022	INTO MISCHIEF	KY	7,500	7,500	87,777	-	50,291	-	25	15	40
GLOBAL CAMPAIGN	2022	CURLIN	KY	10,000	12,500	77,928	-	50,125	-	20	19	39
TAPIT	2006	PULPIT	KY	185,000	185,000	825,000	350,897	265,833	3.13	23	16	39
CARAVAGGIO	2019	SCAT DADDY	JPN	-	25,000	210,000	57,900	32,326	2.44	25	11	36
SPEIGHTSTOWN	2006	GONE WEST	KY	80,000	90,000	383,857	229,450	212,163	2.58	10	25	35
LAOBAN	2018	UNCLE MO	DEAD	-	25,000	140,000	67,125	46,035	2.44	22	12	34
GHOSTZAPPER	2007	AWESOME AGAIN	KY	75,000	85,000	212,500	187,916	79,571	2.52	18	15	33
GOOD MAGIC	2020	CURLIN	KY	50,000	30,000	284,500	130,250	108,687	3.02	13	20	33
TOM'S D'ETAT	2022	SMART STRIKE	KY	10,000	17,500	83,400	-	33,071	-	17	16	33
CATALINA CRUISER	2021	UNION RAGS	KY	15,000	15,000	150,000	71,884	20,500	-	16	16	32
HONOR A. P.	2022	HONOR CODE	KY	15,000	15,000	57,500	-	39,054	-	19	12	31
MO TOWN	2020	UNCLE MO	KY	5,000	7,500	80,142	37,827	17,154	1.27	14	17	31

KEENELAND SEPTEMBER SALE PREVIEW

48 SIRES WITH 3+ CATALOGUED TO BOOK 1&2, KEENELAND SEPTEMBER 2023

SIRE NAME	FFLS	HIS SIRE	ST	2023 FEE	2021 FEE	2023 YRLG	2022 YRLG	2022 WNLG	APEX ARI	TOT	BK 1&2	BK 3+
INTO MISCHIEF	2010	HARLAN'S HOLIDAY	KY	250,000	225,000	1,034,444	529,220	380,000	2.88	77	68	9
AUTHENTIC	2022	INTO MISCHIEF	KY	60,000	75,000	446,333	-	238,928	-	107	63	44
UNCLE MO	2013	INDIAN CHARLIE	KY	150,000	175,000	367,142	297,468	299,117	2.96	74	51	23
JUSTIFY	2020	SCAT DADDY	KY	100,000	125,000	441,428	304,692	217,689	3.24	64	50	14
GUN RUNNER	2019	CANDY RIDE	KY	PVT	50,000	494,090	468,006	400,000	4.55	64	49	15
CURLIN	2010	SMART STRIKE	KY	225,000	175,000	1,233,333	496,333	268,333	3.53	53	47	6
MUNNINGS	2012	SPEIGHTSTOWN	KY	100,000	40,000	247,857	178,843	145,083	2.23	90	45	45
QUALITY ROAD	2012	ELUSIVE QUALITY	KY	200,000	150,000	575,846	516,666	450,000	2.20	50	45	5
CONSTITUTION	2017	TAPIT	KY	110,000	85,000	500,000	244,242	143,750	3.11	75	43	32
NOT THIS TIME	2018	GIANT'S CAUSEWAY	KY	135,000	40,000	377,083	209,688	230,000	2.99	67	41	26
AMERICAN PHAROAH	2017	PIONEEROF THE NILE	KY	60,000	100,000	543,342	192,219	180,280	2.16	65	40	25
MCKINZIE	2022	STREET SENSE	KY	30,000	30,000	233,410	-	134,307	-	112	37	75
MEDAGLIA D'ORO	2006	EL PRADO	KY	100,000	150,000	295,000	339,918	572,523	2.98	47	36	11
TAPIT	2006	PULPIT	KY	185,000	185,000	825,000	350,897	265,833	3.13	39	33	6
SPEIGHTSTOWN	2006	GONE WEST	KY	80,000	90,000	383,857	229,450	212,163	2.58	35	30	5
NYQUIST	2018	UNCLE MO	KY	55,000	75,000	230,000	148,275	125,640	1.99	69	27	42
STREET SENSE	2009	STREET CRY	KY	75,000	60,000	221,500	211,725	145,000	1.94	50	27	23
OMAHA BEACH	2021	WAR FRONT	KY	30,000	35,000	229,333	201,689	71,421	-	83	25	58
CANDY RIDE	2006	RIDE THE RAILS	KY	75,000	75,000	-	217,685	130,611	2.69	50	24	26
MACLEAN'S MUSIC	2014	DISTORTED HUMOR	KY	50,000	20,000	171,100	107,687	103,888	1.36	93	23	70
GAME WINNER	2022	CANDY RIDE	KY	30,000	30,000	77,250	-	117,000	-	77	20	57
TWIRLING CANDY	2013	CANDY RIDE	KY	60,000	40,000	276,500	135,979	133,000	1.71	64	20	44
GOOD MAGIC	2020	CURLIN	KY	50,000	30,000	284,500	130,250	108,687	3.02	33	16	17
WAR FRONT	2008	DANZIG	KY	100,000	150,000	800,000	238,342	125,000	3.31	21	15	6
BOLT D'ORO	2020	MEDAGLIA D'ORO	KY	35,000	15,000	148,727	172,027	79,214	2.45	51	15	36
VIOLENCE	2015	MEDAGLIA D'ORO	KY	40,000	25,000	175,181	97,614	96,954	1.10	41	14	27
VEKOMA	2022	CANDY RIDE	KY	15,000	20,000	130,000	-	89,435	-	80	13	67
LIAM'S MAP	2017	UNBRIDLED'S SONG	KY	40,000	30,000	108,750	166,724	87,680	1.91	74	13	61
CITY OF LIGHT	2020	QUALITY ROAD	KY	60,000	40,000	206,166	237,047	104,720	2.58	63	12	51
MORE THAN READY	2002	SOUTHERN HALO	DEAD	-	65,000	93,333	139,023	111,803	1.69	45	12	33
PRACTICAL JOKE	2019	INTO MISCHIEF	KY	25,000	22,500	225,041	65,483	67,375	1.81	72	11	61
BERNARDINI	2008	A.P. INDY	DEAD	-	35,000	171,250	62,771	140,000	1.53	40	10	30
VOLATILE	2022	VIOLENCE	KY	12,500	17,500	147,285	-	78,193	-	71	9	62
TIZ THE LAW	2022	CONSTITUTION	KY	30,000	40,000	59,444	-	85,172	-	49	9	40
HARD SPUN	2009	DANZIG	KY	35,000	35,000	187,142	109,187	45,222	1.57	56	8	48
AUDIBLE	2021	INTO MISCHIEF	KY	25,000	22,500	82,000	147,072	88,428	-	51	8	43
IMPROBABLE	2022	CITY ZIP	KY	25,000	40,000	217,500	-	78,921	-	72	7	65
WAR OF WILL	2022	WAR FRONT	KY	25,000	25,000	230,000	-	92,851	-	59	7	52
KITTEN'S JOY	2007	EL PRADO	DEAD	-	60,000	101,666	112,516	106,700	1.46	24	7	17
FLATTER	2005	A.P. INDY	DEAD	-	35,000	125,000	144,986	79,400	1.46	25	6	19
NO NAY NEVER	2016	SCAT DADDY	IRE	175,000	125,000	220,000	254,476	183,765	2.07	7	6	1
GHOSTZAPPER	2007	AWESOME AGAIN	KY	75,000	85,000	212,500	187,916	79,571	2.52	33	6	27
COMPLEXITY	2022	MACLEAN'S MUSIC	KY	12,500	12,500	100,500	-	50,297	-	68	5	63
FROSTED	2018	TAPIT	KY	10,000	25,000	122,500	38,358	23,500	1.22	63	4	59
MENDELSSOHN	2020	SCAT DADDY	KY	25,000	35,000	102,000	98,969	27,405	0.72	57	4	53
INSTAGRAND	2022	INTO MISCHIEF	KY	7,500	7,500	87,777	-	50,291	-	40	3	37
COLLECTED	2020	CITY ZIP	KY	10,000	17,500	-	39,892	6,666	0.79	26	3	23
BLAME	2012	ARCH	KY	25,000	30,000	218,750	82,075	36,400	1.90	25	3	22

[Click here for to see the full data table for Keeneland September Sale Preview](#)

SECTION 2: SIRE SALES AVERAGES

FASIG-TIPTON'S 3 YEARLING SALES: THE GAP BETWEEN TOP AND MIDDLE WIDENS

All three of Fasig-Tipton's early yearling sales saw increases in the numbers catalogued. The elite Saratoga Sale had 19 more horses (+9%) catalogued than last year but the two 'middle-market' (~\$100,000 average) sales saw increases in the numbers catalogued of 23% at Fasig July and 28% at the NY-bred sale. Saratoga stood the raise just fine: 153 sold, ten more than last year; the gross increased by \$7.8-million (+12%), from \$66,955,000 to \$74,780,000; and the average increased by 4%, from \$468,217 to \$488,758. From those catalogued, 65.1% sold this year versus 66.2% last year, so still very good for a North American select sale.

The middle market proved not as robust at Fasig July and the NY-Bred Sale. The number catalogued between the two sales was up by 25%, from 586 last year to 734 this year, and while the number sold did increase by 12%, from 377 last year to 424 this year, the clearance rate from the catalogues was down by over 6% at both sales, from 62.6% of the catalogue selling at Fasig July last year to 55.9% this year, and from 66.2% at the NY-Bred Sale last year to 59.6% this year. The gross was down 6% at July and up 3% for the NY-Breds; the two combined dipped slightly (-1.5%), from \$41,938,500 last year to \$41,313,000 this year. The average dropped at both sales, by 14% from \$115,151 to \$99,068 at July, and by 11% for the NY-Breds, from \$107,314 to \$95,880. Combined, the average for the two sales declined by 12%, from \$111,242 last year to \$97,436 this year.

We publish here sire averages for those with 2+ sold across the three sales, and naturally the highest averages are for sires prominently represented at Saratoga. The two Saratoga sale-toppers, the \$4-million Curlin-Beholder colt and the \$3.2-million Into Mischief-All American Dream colt, both sold to Donato Lanni for Zedan Racing and resulted in Curlin notching up a \$1,233,333 average for six sold at Saratoga, while Into Mischief averaged \$1,034,444 for nine sold. Tapit had four sell for an \$825,000 average, while also averaging over \$400,000 over the three sales were: Quality Road (6/\$575,846); American Pharoah (4/\$543,342); Constitution (5/\$500,000); Gun Runner (11/\$494,090); top first-crop sire Authentic (15/\$446,333); and Justify (7/\$441,428). Besides Authentic three other first-crop yearling sires averaged over \$200,000: McKinzie (18/\$233,410); War Of Will (9/\$230,000); and Improbable (8/\$217,500). Three other first-crop sires have averaged over \$100,000: Volatile (14/\$147,285); Vekoma (18/\$130,000); and Complexity (10/\$100,500). Probably their rankings are more meaningful at this stage than their actual averages, which are pretty likely to come down as much bigger numbers of horses are sold at Keeneland.

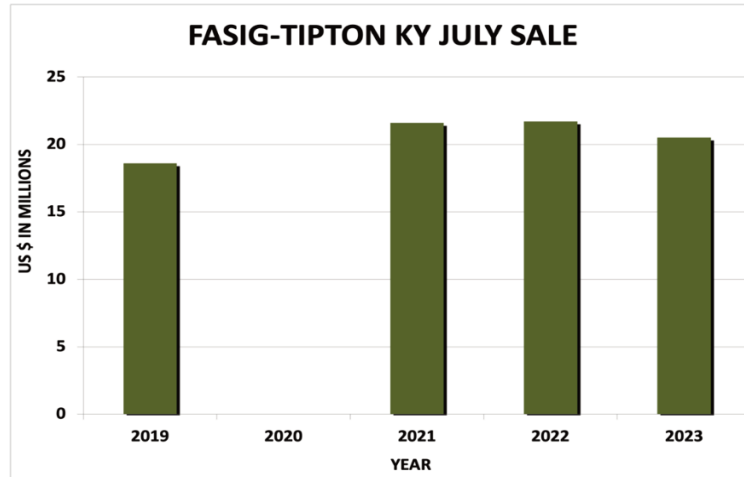
YEARLING AVERAGES, 49 SIRES 2+ SOLD, \$100K+ AVG PRICE

Thru August 16, 2023- Sires with 2 or more yearlings sold 100k+ average

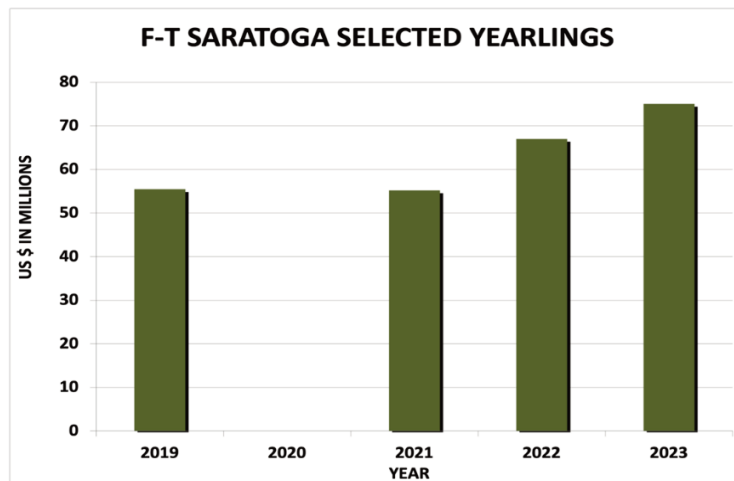
SIRE NAME	YOB	HIS SIRE	FFLS	ST	2023 FEE	2021 FEE	# RING	# SOLD	US\$ AVG	US\$ MED	'22 US\$ AVG
CURLIN	2004	SMART STRIKE	2010	KY	225,000	175,000	7	6	1,233,333	750,000	496,333
INTO MISCHIEF	2005	HARLAN'S HOLIDAY	2010	KY	250,000	225,000	11	9	1,034,444	800,000	529,220
TAPIT	2001	PULPIT	2006	KY	185,000	185,000	5	4	825,000	875,000	350,897
QUALITY ROAD	2006	ELUSIVE QUALITY	2012	KY	200,000	150,000	8	6	575,846	550,040	516,666
AMERICAN PHAROAH	2012	PIONEEROF THE NILE	2017	KY	60,000	100,000	5	4	543,342	397,500	192,219
CONSTITUTION	2011	TAPIT	2017	KY	110,000	85,000	6	5	500,000	425,000	244,242
GUN RUNNER	2013	CANDY RIDE	2019	KY	PVT (300)	50,000	14	11	494,090	375,000	468,006
AUTHENTIC	2017	INTO MISCHIEF	2022	KY	60,000	75,000	20	15	446,333	400,000	-
JUSTIFY	2015	SCAT DADDY	2020	KY	100,000	125,000	10	7	441,428	300,000	304,692
SPEIGHTSTOWN	1998	GONE WEST	2006	KY	80,000	90,000	7	7	383,857	385,000	229,450
NOT THIS TIME	2014	GIANT'S CAUSEWAY	2018	KY	135,000	40,000	16	12	377,083	325,000	209,688
UNCLE MO	2008	INDIAN CHARLIE	2013	KY	150,000	175,000	10	7	367,142	290,000	297,468
MEDAGLIA D'ORO	1999	EL PRADO	2006	KY	100,000	150,000	4	3	295,000	320,000	339,918
GOOD MAGIC	2015	CURLIN	2020	KY	50,000	30,000	12	10	284,500	312,500	130,250
TWIRLING CANDY	2007	CANDY RIDE	2013	KY	60,000	40,000	12	8	276,500	146,000	135,979
MUNNINGS	2006	SPEIGHTSTOWN	2012	KY	100,000	40,000	17	14	247,857	205,000	178,843
MCKINZIE	2015	STREET SENSE	2022	KY	30,000	30,000	23	18	233,410	205,000	-
WAR OF WILL	2016	WAR FRONT	2022	KY	25,000	25,000	10	9	230,000	150,000	-
NYQUIST	2013	UNCLE MO	2018	KY	55,000	75,000	4	3	230,000	210,000	148,275
OMAHA BEACH	2016	WAR FRONT	2021	KY	30,000	35,000	22	15	229,333	150,000	201,689
PRACTICAL JOKE	2014	INTO MISCHIEF	2019	KY	25,000	22,500	17	15	225,041	145,000	65,483
STREET SENSE	2004	STREET CRY	2009	KY	75,000	60,000	4	2	221,500	221,500	211,725
NO NAY NEVER	2011	SCAT DADDY	2016	IRE	175,000	125,000	2	2	220,000	220,000	254,476
BLAME	2006	ARCH	2012	KY	25,000	30,000	5	4	218,750	172,500	82,075
IMPROBABLE	2016	CITY ZIP	2022	KY	25,000	40,000	14	8	217,500	142,500	-
OSCAR PERFORMANCE	2014	KITTEN'S JOY	2020	KY	20,000	15,000	4	3	215,000	235,000	57,474
GHOSTZAPPER	2000	AWESOME AGAIN	2007	KY	75,000	85,000	3	2	212,500	212,500	187,916
CITY OF LIGHT	2014	QUALITY ROAD	2020	KY	60,000	40,000	8	6	206,166	62,500	237,047
HARD SPUN	2004	DANZIG	2009	KY	35,000	35,000	7	7	187,142	125,000	109,187
VIOLENCE	2010	MEDAGLIA D'ORO	2015	KY	40,000	25,000	16	11	175,181	110,000	97,614
BERNARDINI	2003	A.P. INDY	2008	DEAD	-	35,000	7	4	171,250	162,500	62,771
MACLEAN'S MUSIC	2008	DISTORTED HUMOR	2014	KY	50,000	20,000	23	20	171,100	175,000	107,687
BOLT D'ORO	2015	MEDAGLIA D'ORO	2020	KY	35,000	15,000	15	11	148,727	150,000	172,027
VOLATILE	2016	VIOLENCE	2022	KY	12,500	17,500	18	14	147,285	77,500	-
MALIBU MOON	1997	A.P. INDY	2001	DEAD	-	35,000	8	7	145,714	140,000	89,276
LOOK AT LUCKY	2007	SMART STRIKE	2012	KY	10,000	20,000	2	2	140,000	140,000	39,628
LAOBAN	2013	UNCLE MO	2018	DEAD	-	25,000	4	2	140,000	140,000	67,125
DIALED IN	2008	MINESHAFT	2014	KY	15,000	15,000	6	3	137,333	150,000	65,373
VEKOMA	2017	CANDY RIDE	2022	KY	15,000	20,000	22	18	130,000	140,000	-
STREET BOSS	2004	STREET CRY	2010	AUS	-	15,000	6	6	125,333	127,500	53,519
FLATTER	1999	A.P. INDY	2005	DEAD	-	35,000	3	2	125,000	125,000	144,986
GIRVIN	2014	TALE OF EKATI	2020	KY	20,000	6,000	3	2	125,000	125,000	76,842
FROSTED	2012	TAPIT	2018	KY	10,000	25,000	4	4	122,500	102,500	38,358
MIDSHIPMAN	2006	UNBRIDLED'S SONG	2012	KY	20,000	7,500	2	2	117,500	117,500	65,687
LIAM'S MAP	2011	UNBRIDLED'S SONG	2017	KY	40,000	30,000	7	4	108,750	75,000	166,724
ARMY MULE	2014	FRIESAN FIRE	2020	KY	12,500	7,500	6	4	106,750	108,500	69,272
MENDELSSOHN	2015	SCAT DADDY	2020	KY	25,000	35,000	5	5	102,000	60,000	98,969
KITTEN'S JOY	2001	EL PRADO	2007	DEAD	-	60,000	3	3	101,666	25,000	112,516
COMPLEXITY	2016	MACLEAN'S MUSIC	2022	KY	12,500	12,500	19	10	100,500	90,000	-

SECTION 3: WORLDWIDE SALES TICKER

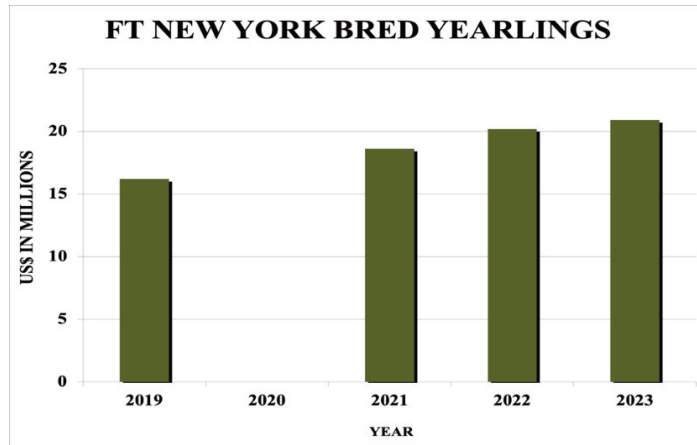
Through August 21 7, 2023



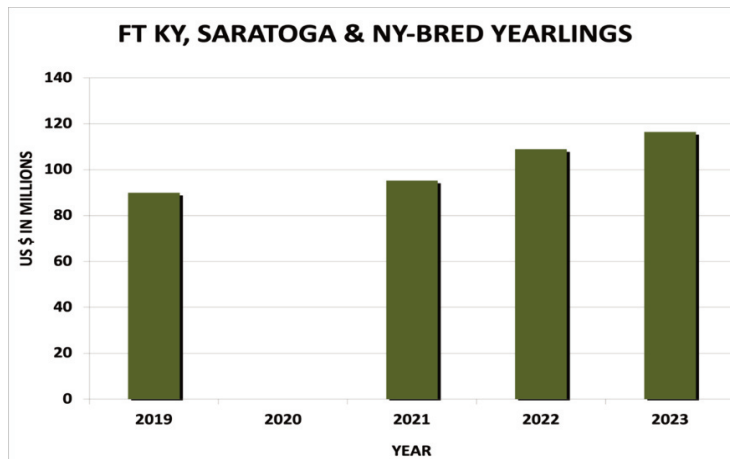
YEAR	CAT	RING	SOLD	% W/D	% S/R	% S/C	GROSS \$	AVG \$
2023	370	304	207	17.8%	68.1%	55.9%	20,507,000	99,068
2022	302	248	189	17.9%	76.2%	62.6%	21,763,500	115,151
2021	348	277	208	20.4%	75.1%	59.8%	21,608,500	103,887
2020	-	-	-	-	-	-	-	-
2019	364	300	202	17.6%	67.3%	55.5%	18,621,000	92,183



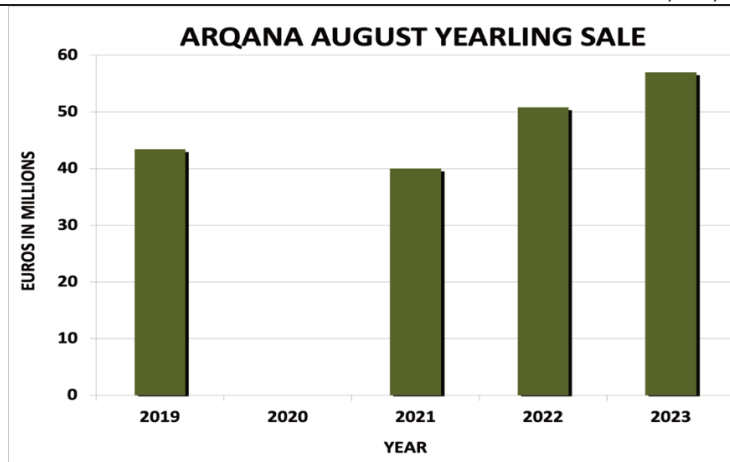
YEAR	CAT	RING	SOLD	% W/D	% S/R	% S/C	GROSS \$	AVG \$
2023	235	203	154	13.6%	65.5%	65.5%	75,055,000	487,370
2022	216	179	143	17.1%	66.2%	66.2%	66,955,000	468,217
2021	210	180	135	14.3%	64.3%	64.3%	55,155,000	408,556
2020	-	-	-	-	-	-	-	-
2019	223	182	135	18.4%	60.5%	60.5%	55,547,000	411,459



YEAR	CAT	RING	SOLD	% W/D	% S/R	% S/C	GROSS \$	AVG \$
2023	363	300	220	17.4%	73.3%	60.6%	20,929,000	95,132
2022	284	233	188	18.0%	80.7%	66.2%	20,175,000	107,314
2021	308	258	203	16.2%	78.7%	65.9%	18,566,500	91,461
2020	-	-	-	-	-	-	-	-
2019	332	266	186	19.9%	69.9%	56.0%	16,200,000	87,097



YEAR	CAT	RING	SOLD	% W/D	% S/R	% S/C	GROSS \$	AVG \$
2023	968	807	581	16.6%	72.0%	60.0%	116,491,000	200,501
2022	802	660	520	17.7%	78.8%	64.8%	108,893,500	209,411
2021	866	715	527	17.4%	73.7%	60.9%	95,330,000	180,892
2020	-	-	-	-	-	-	-	-
2019	919	748	321	18.6%	42.9%	34.9%	90,368,000	281,520



YEAR	CAT	RING	SOLD	% W/D	% S/R	% S/C	GROSS	AVG
2023	314	283	245	9.9%	86.6%	78.0%	56,949,000	232,445
2022	313	285	238	8.9%	83.5%	76.0%	50,836,000	213,597
2021	355	325	244	8.5%	75.1%	68.7%	40,402,000	165,582
2020	-	-	-	-	-	-	-	-
2019	338	304	228	10.1%	75.0%	67.5%	43,727,000	191,785

SECTION 4: BILL'S TWEETS



Bill Oppenheim @billoppenheim · Aug 15

...

The 3 @FasigTiptonCo Yearling Sales: 577 sold/969 cat (59.5%, -5%), Gross \$116,093,000 (+7%), avg \$201,201 (-4%). But elite Saratoga sale +\$7.2m (+12%), avg +4%; other 2 sales +25% cat, 57.8% sold/cat (-6.5%), gross -1.5%, avg -12% - more catalogued, lower % sold at \$100k level.



Bill Oppenheim @billoppenheim · Aug 13

...

Scat Daddy @coolmorestud is already the sire of No Nay Never, Justify, and Sioux Nation, now add @darbydanfarm Flameaway to the list as #2 NA Freshman Sire after Dreamfyre's win in the G3 Sorrento yesterday. 2x G3W, 2nd in 3 G2's incl to Good Magic in the Blue Grass. Now 9 wnrs.



Bill Oppenheim @billoppenheim · Aug 13

...

A much underrated sire who finally has found a well-deserved permanent home. Go to the Top Of The Class.



Nancy Sexton @nancygsexton · Aug 13

Looks like bringing Sir Prancealot to California was an inspired move by Rancho San Miguel if the past week anything to go by - looks like Lord Prancealot is his 3rd debut winner at Del Mar this week out of his first CA-bred crop of 2yos, and a stakes winner on dirt too
twitter.com/delmarracing/s...



Bill Oppenheim @billoppenheim · Jul 30

...

Last year's leading European freshman sire @WhitsburyManor Havana Grey had the 1-3 today in the G3 Prix de Cabourg at Deauville, 1st National S. winner & G2 Norfolk 3rd Elite Status. He now has 19 2yo winners in 2nd crop, top 5 EU 2yo sire also incl G2 July S winner Jasour.



Bill Oppenheim @billoppenheim · Jul 29

...

Blue Point extends his lead among European freshman sires as Rosallion becomes his 3rd SW in the 7f Pat Eddery at Ascot. He now has 21 winners including other SW Big Evs in the Windsor Castle and Action Point in the Rose Bowl @DarleyEurope. He's certainly doing what's on the tin!



Bill Oppenheim @billoppenheim · Jul 28

...

Agree!



Nancy Sexton @nancygsexton · Jul 28

Replying to @jackcantillon and @RathbarryStud

I'm a big fan of Acclamation but surely some credit here needs to go to Machiavellian. Damsire of both Mehmas and Dark Angel, he pops up a lot (Lope De Vega, Zoffany etc). He's such an influential presence and to me no coincidence both Mehmas and Dark Angel on the same cross



Bill Oppenheim @billoppenheim · Jul 26



Australia: [@yarramanpark](#) I Am Invincible has his 2nd straight sire title wrapped up but the contest for Leading Broodmare Sire is going down to the final days between 3x leader Redoute's Choice & 4x leader Encosta De Lago [@ArrowfieldStud](#) [@CoolmoreAus](#). Redoute's + \$87k both ~\$32m.



Bill Oppenheim @billoppenheim · Jul 17



Awesome call, Jude. You give that current pair the horse, they'll look like the top two pairs. Proper horsemen.



Jude Feld @racehorsereport · Jul 17

Replying to @TVG

In my lifetime:

Bill Shoemaker & Charlie Whittingham

International:

Frankie Dettori & John H. M. Gosden

Currently:

[@VincentCheminaud](#) & [@IgnacioCorreas](#)



Bill Oppenheim @billoppenheim · Jul 17



It's all so misguided. In its logical extension people won't be allowed to keep pets because we can't ask dogs if they're happy. Animal species are actually under threat because of (misguided) humans. Talk about upsetting the ecosystem.



Ellis Starr @Ubercapper · Jul 16

I'll say this 1,000 or more times if I have to, but the closing of Golden Gate must be laid squarely on the city (Berkeley) government, who made it impossible for racing to continue.



Bill Oppenheim @billoppenheim · Jul 16



Justify- two 2yo G2 winners in 2 days. Who does he think he is - No Nay Never? [@coolmorestud](#)