

# Thoroughbred Market Report



JUNE 2023

Editor – Bill Oppenheim, [bopp@billoppenheim.com](mailto:bopp@billoppenheim.com)  
Managing Editor – Emily J Plant PhD, [emily@billoppenheim.com](mailto:emily@billoppenheim.com)  
Worldwide Sales Ticker – Brianne Stanley, [bristanley1@gmail.com](mailto:bristanley1@gmail.com)

Copyright 2023: The Bill Oppenheim Group

For subscription information go to [www.billoppenheim.com](http://www.billoppenheim.com)  
or contact [info@billoppenheim.com](mailto:info@billoppenheim.com)

---

# Thoroughbred Market Report

JUNE 2023



*Fasig-Tipton July 2022 Sale Topper  
Curlin x Four Sugars (Lookin At Lucky)  
Sold for \$600,000 to D.J. Stable,  
Consigned by Gainesway, Agent  
Photo courtesy Fasig-Tipton*

## TABLE OF CONTENTS

	PAGE
<b>Section 1: FASIG-TIPTON JULY SALE PREVIEW</b>	01
<b>Section 2: SIRE SALE AVERAGES, NH 2YO'S IN TRAINING</b>	03
<b>Section 3: LEADING YOUNG SIRES IN NORTH AMERICA</b>	05
<b>Section 4: LEADING YOUNG SIRES IN EUROPE</b>	07
<b>Section 5: LEADING YOUNG SIRES IN AUSTRALASIA</b>	09
<b>Section 6: WORLDWIDE SALES TICKER</b>	11
<b>Section 7: BILL'S TWEETS</b>	14

## IN THIS ISSUE

- Fasig-Tipton July Yearling Sale Preview. With 370 catalogued, up 23% from 2022 but just 6% from 2021, 40% of the 47 sires with 3+ catalogued are first-crop yearling sires, headed by **Vekoma** and **Complexity** with 14 each, **Global Campaign** (12), and **Thousand Words** (11). Global Campaign's half-brother **Bolt D'Oro** also has 12 catalogued.
- 2-Year-Old Sale averages before OBS June for North American and European sires. **Arrogate** (\$463,437) edged fellow third-crop sire (1st 4yo's) **Gun Runner** (\$458,391) by average going into OBS June, ahead of **Into Mischief** (\$372,860), with **Justify**, **Uncle Mo**, **Tapit**, and **Curlin** also over \$300,000 and Curlin's leading second-crop son **Good Magic**, sire of G1 Kentucky Derby winner Mage, close up at \$297,615.
- Leading Sire Lists by cumulative progeny earnings with first foals 2019 and 2020 in North America, Europe, and Australasia. **Gun Runner**, **Practical Joke**, and **Arrogate** are the leading NA 3rd-crop sires; **Good Magic**, **Bolt D'Oro**, and **Justify** the top NA 2nd-crop sires. **Churchill**, sire of Europe's current top 3yo filly, Blue Rose Cen, and last year's top 3yo colt, Vadeni, is the leading EU 3rd-crop sire, ahead of **Zarak**, while last year's top EU Freshman Sires, **Havana Grey** and **Sioux Nation**, have both 'trained on' to lead the EU second-crop sire list. **Russian Revolution** is the leading ANZ second-crop sire (1st 3yo's), while **Justify** is the leading ANZ Freshman Sire for the 2022/2023 season.
- Worldwide Sales Tickers covering the recent 2yo sales and Australasian Filly and Mare sales.
- Bill's Tweets

To subscribe to the Thoroughbred Market Report please visit  
<https://billoppenheim.com/abouttmr.php> or email [emily@billoppenheim.com](mailto:emily@billoppenheim.com)

## SECTION 1: FASIG JULY: THE YEARLING SEASON GETS UNDERWAY

Fasig-Tipton's July Yearling Sale kicks off the North American yearling sale season after a 2-year-old sale season which was essentially level with 2022. Going into the OBS June Sale the North American 2023 two-year-old market had grossed \$199.5-million, a \$4.5-million, or 2%, increase from last year. With 37 more horses sold from 2,850 catalogued the average was \$122,450, a decrease of \$28, or two-tenths of one percent, from \$122,478 at the same point last year. So it looks like the North American 2-year-old market anyway is right in line with 2022.

Fasig's July yearling sale catalogued 302 horses last year, a 13% drop from the 348 catalogued in 2021. The gross actually advanced a tick, from \$21,608,500 in 2021 to \$21,763,500 last year and with fewer catalogued the average jumped 11%, from \$103,887 in 2021 to \$115,151 in 2022.

This year Fasig has catalogued 370 yearlings for its one-day yearling sale, a whopping 23% increase from last year but only 6% more than were catalogued in 2021, and just six more than were catalogued in the pre-covid 2019 sale. As usual first-crop sires dominate: the first 109 yearlings catalogued constitute this year's "Freshman Sire Showcase" but there are plenty more by first-crop sires through the rest of the day; of the 47 sires with three or more catalogued to the sale, 19 – 40% - are first-crop yearling sires.

Twelve sires have eight or more yearlings catalogued, of which eight are first-crop sires. Spendthrift's **Vekoma**, by Candy Ride, winner of the G1 Carter H. and G1 Met Mile as a 4yo in 2020, and Airdrie's **Complexity** by Maclean's Music, winner of the 2018 G1 Champagne S. and the 2020 G2 Kelso H., each has 14 yearlings catalogued at Fasig to lead first-crop sires. WinStar's **Global Campaign**, a half-brother to none other than Spendthrift's 2022 Leading Freshman Sire and 2023 #2 Second-Crop Sire **Bolt D'Oro** (who also has 12 catalogued) by Curlin and winner of the G1 Woodward at four in 2020, has 12 in the sale. Another Spendthrift sire, 2019 G2 Los Alamitos Futurity winner **Thousand Words**, by American Pharoah's sire Pioneer of The Nile, has 11 catalogued. Three prospects have nine each: Crestwood's 2020 G1 Travers second **Caracaro**, by Uncle Mo; Lane's End's 2020 G1 Santa Anita Derby winner **Honor A.P.**, by Honor Code; and Three

Chimneys' blisteringly fast **Volatile**, by Violence, winner of five of his six career starts including the G1 A.G. Vanderbilt at Saratoga. Taylor Made's **Instagrand**, winner of the G2 Best Pal as a 2yo and by Into Mischief, has eight in the sale.

Of the sires with eight or more catalogued who are not first-crop sires, besides Bolt d'Oro (12), 2023 Freshman Sires **Omaha Beach** (9) and **Mitole** (8), both also Spendthrift sires, are also prominently represented, as is Ashford's **Practical Joke** (9 catalogued), the #2 third-crop sire, splitting Gun Runner and Arrogate.

Speaking of **Gun Runner** and **Arrogate**, they were the two top sires by average at the North American 2-year-old sales before OBS June. Arrogate, who topped off a screaming 12 months with the heartwarming G1 Belmont S. win by Arcangelo engineered by trainer Jena Angelucci and the hottest rider in town, Javier Castellano, was actually slightly ahead of Gun Runner with a \$463,437 average for 16 two-year-olds sold; Gun Runner had 11 sell for an average of \$458,391. **Into Mischief** had 20 sell for an average of \$372,860, followed by **Justify** (18/\$330,263); **Uncle Mo** (26/\$318,651); **Tapit** (6/\$310,000); **Curlin** (7/\$308,722); and Curlin's hot young son **Good Magic** (20/\$297,615), sire of G1 Kentucky Derby winner Mage in his first crop.

Highlighted by a more than 50% surge in gross sales at Arqana's May 2yo Sale, the European 2-year-old market hit record highs, grossing just under €67-million, one-third higher than the corresponding 2022 gross. The average for 844 two-year-olds sold was €79,331, a 23% gain from the 2022 average of €64,512. **Dubawi** had three 2-year-olds sell which averaged \$521,368. **Siyouni** had 12 sell for a \$267,924 average, followed by the promising freshman sire **Blue Point** (20/\$237,270); **Night Of Thunder** (14/\$200,994); and **No Nay Never** (10/\$197,944). Dubawi, Blue Point, and Night Of Thunder are all Darley stallions; No Nay Never of course is Coolmore; and Siyouni is the top French sire, at the Aga Khan's Haras de Bonneval.

# FASIG-TIPTON JULY YEARLINGS PREVIEW

## 47 SIRES WITH 3+ CATALOGUED, FASIG-TIPTON JULY 2023

SIRE NAME	FFLS	HIS SIRE	ST	2021 FEE	2023 FEE	2022 YRLG	2021 YRLG	2022 WNLG	C	F	TOTAL
ARMY MULE	2020	FRIESAN FIRE	KY	7,500	12,500	69,272	91,809	35,972	5	2	7
AUDIBLE	2021	INTO MISCHIEF	KY	22,500	25,000	147,072	-	88,428	3	1	4
BOLT D'ORO	2020	MEDAGLIA D'ORO	KY	15,000	35,000	172,027	155,097	79,214	4	8	12
BRAVAZO	2022	AWESOME AGAIN	KY	6,000	5,000	-	-	-	1	2	3
CARACARO	2022	UNCLE MO	KY	6,500	6,500	-	-	19,916	5	4	9
CLASSIC EMPIRE	2019	PIONEEROF THE NILE	KY	17,500	15,000	58,912	63,902	16,214	2	1	3
COMPLEXITY	2022	MACLEAN'S MUSIC	KY	12,500	12,500	-	-	50,297	8	6	14
CONNECT	2019	CURLIN	KY	15,000	25,000	48,886	58,016	19,692	3	1	4
DAREDEVIL	2017	MORE THAN READY	KY	25,000	20,000	-	65,800	54,111	2	2	4
DIALED IN	2014	MINESHAFT	KY	15,000	15,000	65,373	71,000	39,208	5	1	6
ECHO TOWN	2022	SPEIGHTSTOWN	KY	10,000	5,000	-	-	28,137	4	3	7
GAME WINNER	2022	CANDY RIDE	KY	30,000	30,000	-	-	117,000		4	4
GIFT BOX	2022	TWIRLING CANDY	KY	10,000	7,500	-	-	22,860	5	2	7
GLOBAL CAMPAIGN	2022	CURLIN	KY	12,500	10,000	-	-	50,125	6	6	12
GOLDCENTS	2016	INTO MISCHIEF	KY	15,000	10,000	30,818	37,615	17,968	3	1	4
GOOD MAGIC	2020	CURLIN	KY	30,000	50,000	130,250	151,708	108,687	2	4	6
HARD SPUN	2009	DANZIG	KY	35,000	35,000	109,187	80,353	45,222	2	2	4
HIGHER POWER	2022	MEDAGLIA D'ORO	KY	10,000	10,000	-	-	21,622	1	2	3
HONOR A. P.	2022	HONOR CODE	KY	15,000	15,000	-	-	39,054	3	6	9
IMPROBABLE	2022	CITY ZIP	KY	40,000	25,000	-	-	78,921	4	2	6
INSTAGRAND	2022	INTO MISCHIEF	KY	7,500	7,500	-	-	50,291	5	3	8
KANTHAROS	2012	LION HEART	KY	30,000	20,000	68,259	72,167	25,208	3	1	4
LAOBAN	2018	UNCLE MO	DEAD	25,000	-	67,125	64,194	46,035	3	1	4
LIAM'S MAP	2017	UNBRIDLED'S SONG	KY	30,000	40,000	166,724	113,185	87,680	2	5	7
MACLEAN'S MUSIC	2014	DISTORTED HUMOR	KY	20,000	50,000	107,687	114,731	103,888	1	5	6
MALIBU MOON	2001	A.P. INDY	DEAD	35,000	-	89,276	80,253	52,375	3	2	5
MAXIMUM SECURITY	2022	NEW YEAR'S DAY	KY	20,000	10,000	-	-	54,923	3	1	4
MAXIMUS MISCHIEF	2021	INTO MISCHIEF	KY	7,500	7,500	57,019	-	27,590	4	3	7
MCKINZIE	2022	STREET SENSE	KY	30,000	30,000	-	-	134,307	5	2	7
MENDELSSOHN	2020	SCAT DADDY	KY	35,000	25,000	98,969	153,611	27,405	4		4
MITOLE	2021	ESKENDEREYA	KY	15,000	15,000	104,638	-	44,423	4	4	8
MO TOWN	2020	UNCLE MO	KY	7,500	5,000	37,827	59,485	17,154	1	2	3
MUNNINGS	2012	SPEIGHTSTOWN	KY	40,000	100,000	178,843	131,231	145,083	3	1	4
NOT THIS TIME	2018	GIANT'S CAUSEWAY	KY	40,000	135,000	209,688	102,368	230,000	2	1	3
OMAHA BEACH	2021	WAR FRONT	KY	35,000	30,000	201,689	-	71,421	6	3	9
OUTWORK	2018	UNCLE MO	KY	15,000	10,000	22,786	30,635	19,513	2	2	4
PRACTICAL JOKE	2019	INTO MISCHIEF	KY	22,500	25,000	65,483	162,472	67,375	4	5	9
SPUN TO RUN	2022	HARD SPUN	KY	12,500	10,000	-	-	27,350	2	4	6
THOUSAND WORDS	2022	PIONEEROF THE NILE	KY	7,500	5,000	-	-	22,883	6	5	11
TIZ THE LAW	2022	CONSTITUTION	KY	40,000	30,000	-	-	85,172	3	4	7
TWIRLING CANDY	2013	CANDY RIDE	KY	40,000	60,000	135,979	127,773	133,000	2	1	3
UNIFIED	2019	CANDY RIDE	KY	10,000	7,500	19,057	66,846	7,494	2	2	4
VEKOMA	2022	CANDY RIDE	KY	20,000	15,000	-	-	89,435	8	6	14
VINO ROSSO	2021	CURLIN	KY	25,000	15,000	94,287	-	39,857	3	1	4
VIOLENCE	2015	MEDAGLIA D'ORO	KY	25,000	40,000	97,614	116,352	96,954	6		6
VOLATILE	2022	VIOLENCE	KY	17,500	12,500	-	-	78,193	5	4	9
WAR OF WILL	2022	WAR FRONT	KY	25,000	25,000	-	-	92,851	3	1	4

## SECTION 2: TWO-YEAR-OLDS IN TRAINING SALE RESULTS

### NORTH AMERICAN SIRES OF TWO-YEAR-OLDS

Thru June 13, 2023- OBS March & April, Fasig-Tipton Mid-Atlantic May, Goffs Dubai, Goffs UK, Tattersalls Craven & Guineas and Arqana May - Sires with 2+ sold for 105k+ average.

SIRE NAME	YOB	HIS SIRE	FFLS	ST	2023 FEE	2020 FEE	# RING	# SOLD	US\$ AVG	US\$ MED	'22 US\$ AVG
ARROGATE	2013	UNBRIDLED'S SONG	2019	DEAD	-	50,000	18	16	463,437	342,500	245,055
GUN RUNNER	2013	CANDY RIDE	2019	KY	PVT	70,000	12	11	458,391	280,000	468,006
INTO MISCHIEF	2005	HARLAN'S HOLIDAY	2010	KY	250,000	175,000	23	20	372,860	305,000	529,220
JUSTIFY	2015	SCAT DADDY	2020	KY	100,000	150,000	21	18	330,263	228,491	304,692
UNCLE MO	2008	INDIAN CHARLIE	2013	KY	150,000	125,000	30	26	318,651	260,000	297,468
TAPIT	2001	PULPIT	2006	KY	185,000	200,000	9	6	310,000	275,000	350,897
CURLIN	2004	SMART STRIKE	2010	KY	225,000	175,000	9	7	308,722	300,000	496,333
GOOD MAGIC	2015	CURLIN	2020	KY	50,000	35,000	22	20	297,615	140,000	130,250
MACLEAN'S MUSIC	2008	DISTORTED HUMOR	2014	KY	50,000	20,000	6	5	278,000	240,000	107,687
BOLT D'ORO	2015	MEDAGLIA D'ORO	2020	KY	35,000	25,000	25	17	266,774	200,000	172,027
LOOKIN AT LUCKY	2007	SMART STRIKE	2012	KY	10,000	20,000	9	7	261,714	160,000	39,628
QUALITY ROAD	2006	ELUSIVE QUALITY	2012	KY	200,000	200,000	3	3	250,000	255,000	516,666
BLAME	2006	ARCH	2012	KY	25,000	35,000	18	17	234,711	170,000	82,075
SPEIGHTSTOWN	1998	GONE WEST	2006	KY	80,000	70,000	13	9	234,647	211,825	229,450
WAR FRONT	2002	DANZIG	2008	KY	100,000	250,000	3	3	226,815	271,229	238,342
OMAHA BEACH	2016	WAR FRONT	2021	KY	30,000	45,000	37	31	222,225	170,000	201,689
TWIRLING CANDY	2007	CANDY RIDE	2013	KY	60,000	40,000	30	28	221,060	120,000	135,979
LIAM'S MAP	2011	UNBRIDLED'S SONG	2017	KY	40,000	35,000	19	15	210,591	158,868	166,724
NYQUIST	2013	UNCLE MO	2018	KY	55,000	40,000	32	28	206,998	145,000	148,275
DISTORTED HUMOR	1993	FORTY NINER	2000	RETIRED	-	50,000	7	6	200,000	175,000	126,500
STREET SENSE	2004	STREET CRY	2009	KY	75,000	75,000	16	11	198,431	235,000	211,725
CONSTITUTION	2011	TAPIT	2017	KY	110,000	40,000	27	24	193,152	150,000	244,242
MIDNIGHT LUTE	2003	REAL QUIET	2010	KY	12,500	15,000	2	2	192,500	192,500	48,656
GHOSTZAPPER	2000	AWESOME AGAIN	2007	KY	75,000	85,000	11	10	180,490	110,000	187,916
COMMISSIONER	2011	A.P. INDY	2017	KSA	-	7,500	2	2	180,000	180,000	32,672
MUNNINGS	2006	SPEIGHTSTOWN	2012	KY	100,000	30,000	37	30	179,328	110,000	178,843
MEDAGLIA D'ORO	1999	EL PRADO	2006	KY	100,000	200,000	13	7	176,997	216,983	339,918
LEA	2009	FIRST SAMURAI	2017	KY	5,000	7,500	2	2	165,000	165,000	0
AMERICAN PHAROAH	2012	PIONEEROF THE NILE	2017	KY	60,000	175,000	15	13	159,967	150,000	192,219
VIOLENCE	2010	MEDAGLIA D'ORO	2015	KY	40,000	25,000	14	11	157,909	120,000	97,614
CREATIVE CAUSE	2009	GIANT'S CAUSEWAY	2014	KY	7,500	15,000	2	2	150,000	150,000	29,269
MITOLE	2015	ESKENDEREYA	2021	KY	15,000	25,000	58	43	146,257	95,000	104,638
MALIBU MOON	1997	A.P. INDY	2001	DEAD	-	60,000	14	10	144,800	132,500	89,276
AUDIBLE	2015	INTO MISCHIEF	2021	KY	25,000	25,000	49	32	143,281	75,000	147,072
STAR GUITAR	2005	QUIET AMERICAN	2014	LA	7,500	7,500	3	2	142,500	142,500	37,062
CANDY RIDE	1999	RIDE THE RAILS	2006	KY	75,000	100,000	13	11	140,584	90,000	217,685
BERNARDINI	2003	A.P. INDY	2008	DEAD	-	40,000	24	19	139,570	90,000	62,771
AWESOME SLEW	2013	AWESOME AGAIN	2020	FL	4,000	5,000	8	8	137,962	45,000	59,625
PRACTICAL JOKE	2014	INTO MISCHIEF	2019	KY	25,000	25,000	31	28	137,146	84,500	65,483
MENDELSSOHN	2015	SCAT DADDY	2020	KY	25,000	35,000	32	25	131,480	67,000	98,969
HARD SPUN	2004	DANZIG	2009	KY	35,000	40,000	16	15	127,686	125,000	109,187
SOLOMINI	2015	CURLIN	2021	NY	6,500	6,500	21	18	125,777	47,500	28,575
CITY OF LIGHT	2014	QUALITY ROAD	2020	KY	60,000	40,000	21	16	123,627	79,684	237,047
NOT THIS TIME	2014	GIANT'S CAUSEWAY	2018	KY	135,000	12,500	21	17	122,997	95,000	209,688
ROGUEISH	2016	INTO MISCHIEF	2022	FL	2,500	PVT	2	2	121,000	121,000	18,783
FROSTED	2012	TAPIT	2018	KY	10,000	40,000	31	24	120,456	63,097	38,358
OSCAR PERFORMANCE	2014	KITTEN'S JOY	2020	KY	20,000	20,000	10	8	119,053	56,214	57,474
VINO ROSSO	2015	CURLIN	2021	KY	15,000	30,000	59	46	115,622	60,000	94,287
STREET BOSS	2004	STREET CRY	2010	AUS	-	20,000	16	10	114,273	57,500	53,519
COPPER BULLET	2015	MORE THAN READY	2021	KY	7,500	PVT	11	9	113,888	75,000	34,264
UNION RAGS	2009	DIXIE UNION	2014	KY	30,000	60,000	9	9	113,462	73,000	60,000
LOST TREASURE	2015	WAR FRONT	2021	KY	3,500	5,000	2	2	108,500	108,500	24,066
CAIRO PRINCE	2011	PIONEEROF THE NILE	2016	KY	15,000	25,000	12	12	107,757	75,000	62,782
ADIOS CHARLIE	2008	INDIAN CHARLIE	2013	FL	3,000	3,000	5	3	107,666	18,000	6,200
SUMMER FRONT	2009	WAR FRONT	2017	KY	7,500	10,000	4	4	107,162	50,824	29,697

## EUROPEAN SIRES OF TWO-YEAR-OLDS

Thru June 13, 2023- OBS March & April, Fasig-Tipton Mid-Atlantic May, Goffs Dubai, Goffs UK, Tattersalls Craven & Guinea, Arqana May - Sires with 2+ sold for 60k+ average.

SIRE NAME	YOB	HIS SIRE	FFLS	ST	2023 FEE	2020 FEE	# RING	# SOLD	US\$ AVG	US\$ MED
DUBAWI	2002	DUBAI MILLENNIUM	2007	ENG	350,000	250,000	3	3	521,368	433,967
WALDGEIST	2014	GALILEO	2021	IRE	12,500	17,500	1	1	390,571	390,571
SIYOUNI	2007	PIVOTAL	2012	FR	150,000	100,000	14	12	267,924	148,796
BLUE POINT	2014	SHAMARDAL	2021	IRE	35,000	45,000	23	20	237,270	166,012
EQUIANO	2005	ACCLAMATION	2012	IRE	2,000	6,000	1	1	220,931	220,931
NIGHT OF THUNDER	2011	DUBAWI	2017	IRE	100,000	25,000	14	14	200,994	159,814
NO NAY NEVER	2011	SCAT DADDY	2016	IRE	175,000	150,000	14	10	197,944	185,861
DUTCH ART	2004	MEDICEAN	2009	RETIRED	-	PVT	1	1	195,692	195,692
LE HAVRE	2006	NOVERRE	2011	DEAD	-	50,000	1	1	184,436	184,436
MAKE BELIEVE	2012	MAKFI	2017	IRE	10,000	12,000	1	1	182,328	182,328
FARHH	2008	PIVOTAL	2015	ENG	PVT	12,000	3	3	181,917	197,896
GALILEO	1998	SADLER'S WELLS	2003	DEAD	-	PVT	1	1	181,879	181,879
AREION	1995	BIG SHUFFLE	2002	DEAD	-	12,500	1	1	160,878	160,878
FRANKEL	2008	GALILEO	2014	ENG	275,000	175,000	3	3	157,989	173,587
LOPE DE VEGA	2007	SHAMARDAL	2012	IRE	125,000	100,000	8	8	156,121	143,256
STARSPANGLED BANNER	2006	CHOISIR	2012	IRE	50,000	22,500	19	13	144,470	100,068
TASLEET	2013	SHOWCASING	2020	ENG	6,000	6,000	3	1	143,508	143,508
SEA THE STARS	2006	CAPE CROSS	2011	IRE	180,000	150,000	13	11	138,785	173,587
SIOUX NATION	2015	SCAT DADDY	2020	IRE	17,500	12,500	25	22	138,317	132,948
CALYX	2016	KINGMAN	2021	IRE	10,000	22,500	17	16	138,303	157,194
HAVANA GREY	2015	HAVANA GOLD	2020	ENG	18,500	6,500	22	16	124,218	78,113
SOLDIER HOLLOW	2000	IN THE WINGS	2009	GER	-	30,000	1	1	119,341	119,341
DARK ANGEL	2005	ACCLAMATION	2009	IRE	60,000	85,000	15	13	118,142	65,095
SAXON WARRIOR	2015	DEEP IMPACT	2020	IRE	35,000	27,500	8	7	108,902	44,481
INVINCIBLE SPIRIT	1997	GREEN DESERT	2004	IRE	Private	100,000	15	10	107,555	102,509
WOOTTON BASSETT	2008	IFFRAAJ	2013	IRE	150,000	40,000	11	8	105,155	108,491
HARRY ANGEL	2014	DARK ANGEL	2020	ENG	10,000	20,000	9	9	100,744	39,579
KINGMAN	2011	INVINCIBLE SPIRIT	2016	ENG	125,000	150,000	5	5	96,967	52,956
TWILIGHT SON	2012	KYLLACHY	2018	ENG	7,000	7,000	11	7	94,698	19,305
EXCEED AND EXCEL	2000	DANEHILL	2006	AUS	-	40,000	9	5	92,823	64,351
ZELZAL	2013	SEA THE STARS	2019	FR	15,000	7,000	4	4	90,661	27,415
MEHMAS	2014	ACCLAMATION	2018	IRE	60,000	7,500	28	26	89,387	53,033
ZOUSTAR	2010	NORTHERN METEOR	2020	AUS	30,000	30,000	14	10	85,911	43,396
OASIS DREAM	2000	GREEN DESERT	2005	ENG	20,000	25,000	11	11	85,909	65,965
ZARAK	2013	DUBAWI	2019	FR	60,000	12,000	6	6	85,146	60,402
KODIAC	2001	DANEHILL	2008	IRE	40,000	65,000	35	27	83,486	28,958
CABLE BAY	2011	INVINCIBLE SPIRIT	2017	INDIA	-	15,000	6	6	82,576	27,175
SEA THE MOON	2011	SEA THE STARS	2016	ENG	25,000	15,000	2	2	80,904	80,904
NATHANIEL	2008	GALILEO	2014	ENG	15,000	25,000	1	1	80,439	80,439
MAGNA GRECIA	2016	INVINCIBLE SPIRIT	2021	IRE	15,000	22,500	13	9	80,415	43,396
TERRITORIES	2012	INVINCIBLE SPIRIT	2018	ENG	10,000	12,000	8	7	79,885	18,767
ALMANZOR	2013	WOOTTON BASSETT	2019	FR	25,000	35,000	9	6	78,878	59,670
SEABHAC	2015	SCAT DADDY	2020	FR	-	5,000	4	3	78,429	48,263
ZOFFANY	2008	DANSILI	2013	DEAD	-	22,500	10	8	75,333	55,098
TIME TEST	2012	DUBAWI	2019	ENG	15,000	8,500	7	5	75,092	32,982
CAMACHO	2002	DANEHILL	2007	IRE	-	10,000	5	2	75,076	75,076
TEN SOVEREIGNS	2016	NO NAY NEVER	2021	IRE	17,500	25,000	24	20	73,579	56,870
TOO DARN HOT	2016	DUBAWI	2021	ENG	40,000	50,000	13	9	73,498	46,175
BOBBY'S KITTEN	2011	KITTEN'S JOY	2018	ENG	6,000	8,000	2	1	71,242	71,242
JAMES GARFIELD	2015	EXCEED AND EXCEL	2020	IRE	4,000	6,000	4	3	69,703	27,885
GALILEO GOLD	2013	PACO BOY	2019	FR	7,000	7,500	6	5	69,237	72,931
TAMAYUZ	2005	NAYEF	2010	RETIRED	-	10,000	5	5	69,233	35,621
PROFITABLE	2012	INVINCIBLE SPIRIT	2019	IRE	9,000	12,000	16	10	67,451	32,319
RAVEN'S PASS	2005	ELUSIVE QUALITY	2010	IRE	7,000	10,000	2	2	65,675	65,675
ACCLAIM	2013	ACCLAMATION	2019	ENG	10,000	9,500	5	5	65,476	58,988
SHOWCASING	2007	OASIS DREAM	2012	ENG	45,000	55,000	26	20	63,910	50,127

## SECTION 3: LEADING YOUNG SIRES IN NA, CUMULATIVE EARNINGS THROUGH 6/19/23

### NORTH AMERICAN LEADING SIRES WITH FIRST FOALS 2019

RANK	STALLION	YOB	SIRE NAME	CURRENT ST	OTHER ST	RNRS	WNRS	EARNINGS	SWs	SHs	GWs	G1W	Win Dist
1	GUN RUNNER	2013	CANDY RIDE	KY	KY	184	105	26,437,042	18	37	11	6	1457
2	PRACTICAL JOKE	2014	INTO MISCHIEF	KY	KY	217	131	15,508,936	13	25	7	2	1271
3	ARROGATE	2013	UNBRIDLED'S SONG	DEAD	KY	141	79	13,639,029	9	17	7	5	1562
4	CONNECT	2013	CURLIN	KY	KY	154	93	10,327,033	8	20	2	1	1409
5	CLASSIC EMPIRE	2014	PIONEEROF THE NILE	KY	KY	146	94	9,872,509	8	15	4	1	1361
6	KEEN ICE	2012	CURLIN	KY	KY	133	83	9,174,808	2	8	1	1	1454
7	CUPID	2013	TAPIT	KY	KY	122	80	7,141,620	5	10	2	0	1403
8	KLIMT	2014	QUALITY ROAD	TUR	KY	181	99	6,622,563	4	14	1	0	1302
9	UNIFIED	2013	CANDY RIDE	KY	KY	139	79	6,176,892	3	9	0	0	1347
10	MASTERY	2014	CANDY RIDE	KY	KY	167	85	5,714,272	2	5	2	0	1347
11	GORMLEY	2014	MALIBU MOON	KY	KY	140	84	5,632,832	3	9	1	0	1321
12	AMERICAN FREEDOM	2013	PULPIT	AR	KY	137	79	5,550,960	1	6	0	0	1355
13	CARAVAGGIO	2014	SCAT DADDY	JPN	IRE	175	83	5,388,898	12	20	7	1	1557
14	LORD NELSON	2012	PULPIT	DEAD	KY	114	72	5,276,177	2	5	0	0	1311
15	DIVINING ROD	2012	TAPIT	MD	MD	79	53	4,775,661	3	5	0	0	1369
16	MOHAYMEN	2013	TAPIT	ON	KY	85	56	4,167,025	3	4	1	0	1331
17	ASTERN	2013	MEDAGLIA D'ORO	AUS	KY	91	43	3,914,441	3	10	1	0	1331
18	MIDNIGHT STORM	2011	PIONEEROF THE NILE	CA	KY	99	51	3,724,765	1	3	1	0	1354
19	SHAMAN GHOST	2012	GHOSTZAPPER	ON	CA	78	45	3,299,152	3	6	0	0	1334
20	BAL A BALI	2010	PUT IT BACK	KY	KY	102	60	3,186,726	2	3	0	0	1314
21	BLOFELD	2012	QUALITY ROAD	MD	MD	40	32	2,992,929	3	9	0	0	1374
22	DANZING CANDY	2013	TWIRLING CANDY	CA	CA	84	42	2,967,069	1	8	0	0	1227
23	STANFORD	2012	MALIBU MOON	CA	CA	94	54	2,939,587	1	5	0	0	1172
24	HOLY BOSS	2012	STREET BOSS	MD	MD	51	29	2,815,416	2	4	0	0	1241
25	EL DEAL	2012	MUNNINGS	LA	LA	42	28	2,202,290	3	5	0	0	1176
26	MO TOM	2013	UNCLE MO	LA	LA	49	30	2,078,427	2	4	0	0	1380
27	NOBLE BIRD	2011	BIRDSTONE	FL	FL	50	32	1,955,518	2	4	0	0	1352
28	STRAIGHT FIRE	2014	DOMINUS	CA	CA	38	31	1,940,485	4	7	0	0	1174
29	NEOLITHIC	2013	HARLAN'S HOLIDAY	FL	FL	44	27	1,917,156	2	2	0	0	1273
30	UNION JACKSON	2012	CURLIN	RETIRED	NY	50	31	1,770,172	2	3	0	0	1237
31	VALIANT MINISTER	2013	CANDY RIDE	FL	FL	40	23	1,652,391	1	2	0	0	1306
32	IRON FIST	2012	TAPIT	LA	LA	29	20	1,592,900	3	4	0	0	1213
33	GREENPOINTCRUSADER	2013	BERNARDINI	FL	FL	40	20	1,523,990	0	1	0	0	1241
34	MADEFROMLUCKY	2012	LOOKIN AT LUCKY	MD	MD	51	23	1,452,238	1	2	0	0	1357
35	BIRD SONG	2013	UNBRIDLED'S SONG	KSA	KY	27	10	1,283,111	1	2	1	0	1388
36	MR. Z	2012	MALIBU MOON	KY	KY	38	23	1,270,164	1	1	0	0	1307
37	CAT BURGLAR	2010	UNBRIDLED'S SONG	CA	CA	31	23	912,846	0	0	0	0	1231
38	DORTMUND	2012	BIG BROWN	KOR	MD	13	9	846,289	0	1	0	0	1418
39	KOBE'S BACK	2011	FLATTER	MD	MD	20	11	767,322	0	0	0	0	1305
40	TAKEOVER TARGET	2012	HARLAN'S HOLIDAY	LA	LA	42	18	685,385	0	0	0	0	1309
41	EDITORIAL	2014	WAR FRONT	CA	MD	11	6	669,155	1	2	0	0	1325
42	COMFORT	2012	INDIAN CHARLIE	-	-	21	7	648,532	0	1	0	0	1229
43	HOOTENANNY	2012	QUALITY ROAD	KY	KY	19	13	640,495	1	1	0	0	1220
44	WILDCAT RED	2011	D'WILDCAT	KY	KY	19	13	607,022	0	0	0	0	1275
45	GENTLEMEN'S BET	2009	HALF OURS	AR	AR	11	7	603,225	0	2	0	0	1145
46	WAR CORRESPONDENT	2010	WAR FRONT	TUR	KY	21	13	568,211	0	2	0	0	1338
47	TU BRUTUS	2012	SCAT DADDY	TUR	KY	19	10	533,270	1	2	0	0	1343
48	CATALINA RED	2012	MUNNINGS	-	-	13	11	532,123	0	0	0	0	1270
49	KISS THE GHOST	2014	GHOSTZAPPER	OH	OH	6	5	492,426	1	1	0	0	1315
50	OCEAN KNIGHT	2012	CURLIN	LA	LA	22	12	482,437	0	1	0	0	1275

\*Data provided by Arion Pedigrees, current through 6/19/2023. Win Dist= average winning distance in meters (200m = 1 furlong)



## NORTH AMERICAN LEADING SIRES WITH FIRST FOALS 2020

RANK	STALLION	YOB	SIRE NAME	CURRENT ST	OTHER ST	RNRS	WNRS	EARNINGS	SWs	SHs	GWs	G1W	Win Dist
1	GOOD MAGIC	2015	CURLIN	KY	KY	98	46	7,507,647	9	12	6	2	1421
2	BOLT D'ORO	2015	MEDAGLIA D'ORO	KY	KY	120	59	6,086,346	6	22	3	0	1332
3	JUSTIFY	2015	SCAT DADDY	KY	KY	117	47	5,177,744	9	18	6	1	1427
4	ARMY MULE	2014	FRIESAN FIRE	KY	KY	75	45	4,283,635	7	10	1	0	1260
5	MENDELSSOHN	2015	SCAT DADDY	KY	KY	128	56	4,003,440	3	10	1	0	1418
6	GIRVIN	2014	TALE OF EKATI	KY	FL	68	36	3,477,271	5	10	3	1	1286
7	CITY OF LIGHT	2014	QUALITY ROAD	KY	KY	66	29	3,209,016	6	11	1	0	1446
8	SHARP AZTECA	2013	FREUD	KY	KY	102	50	3,024,000	3	6	0	0	1276
9	MO TOWN	2014	UNCLE MO	KY	KY	72	35	2,900,082	3	6	2	0	1279
10	OSCAR PERFORMANCE	2014	KITTEN'S JOY	KY	KY	52	23	2,719,216	2	6	2	0	1463
11	COLLECTED	2013	CITY ZIP	KY	KY	82	36	2,638,481	5	5	2	0	1362
12	GOOD SAMARITAN	2014	HARLAN'S HOLIDAY	KY	KY	77	38	2,357,944	1	4	0	0	1350
13	CLOUD COMPUTING	2014	MACLEAN'S MUSIC	KY	KY	73	33	1,991,670	2	5	0	0	1402
14	WEST COAST	2014	FLATTER	KY	KY	87	30	1,962,943	2	6	0	0	1353
15	ACCELERATE	2013	LOOKIN AT LUCKY	KY	KY	88	39	1,934,591	1	5	0	0	1355
16	MOR SPIRIT	2013	ESKENDEREYA	KY	KY	76	35	1,893,624	1	4	0	0	1288
17	ALWAYS DREAMING	2014	BODEMEISTER	KY	KY	87	30	1,667,481	1	2	0	0	1320
18	TAPWRIT	2014	TAPIT	KY	KY	64	24	1,430,746	2	3	0	0	1339
19	BUCCHERO	2012	KANTHAROS	FL	FL	52	29	1,425,769	0	4	0	0	1205
20	AWESOME SLEW	2013	AWESOME AGAIN	FL	FL	30	18	1,345,252	1	3	0	0	1269
21	RANSOM THE MOON	2012	MALIBU MOON	KY	KY	46	18	1,219,338	1	3	0	0	1319
22	HOPPERTUNITY	2011	ANY GIVEN SATURDAY	PA	PA	48	20	1,097,982	1	2	0	0	1423
23	MCCRACKEN	2014	GHOSTZAPPER	KY	KY	28	14	1,036,208	2	2	0	0	1193
24	FREE DROP BILLY	2015	UNION RAGS	KY	KY	42	15	963,096	1	1	0	0	1247
25	REDESDALE	2013	SPEIGHTSTOWN	NY	NY	19	10	840,768	1	3	0	0	1264
26	BEE JERSEY	2014	JERSEY TOWN	KY	KY	21	11	799,327	2	5	0	0	1227
27	THE LIEUTENANT	2013	STREET SENSE	DEAD	NY	16	6	689,697	2	3	0	0	1200
28	IRISH WAR CRY	2014	CURLIN	MD	MD	30	14	686,669	0	1	0	0	1290
29	FUNTASTIC	2014	MORE THAN READY	KY	KY	13	7	589,684	2	2	0	0	1465
30	PROSPECT PARK	2012	TAPIT	CA	CA	16	7	381,184	1	1	0	0	1300
31	FOREVER D'ORO	2013	MEDAGLIA D'ORO	IN	IN	11	5	374,989	1	1	0	0	1264
32	DESTIN	2013	GIANT'S CAUSEWAY	KSA	NY	30	9	370,604	0	0	0	0	1327
33	TUNWOO	2015	MEDAGLIA D'ORO	FL	FL	7	6	337,553	0	0	0	0	1288
34	LONG RIVER	2010	A.P. INDY	MD	MD	15	7	289,058	0	0	0	0	1375
35	CONQUEST FARENHEIT	2014	SCAT DADDY	CA	CA	17	11	274,888	0	0	0	0	1183
36	EASTWOOD	2010	SPEIGHTSTOWN	PA	PA	8	3	273,742	0	2	0	0	1380
37	LONG ON VALUE	2011	VALUE PLUS	FL	FL	11	6	240,154	0	0	0	0	1242
38	FAR FROM OVER	2012	BLAME	DEAD	CA	12	6	207,438	0	0	0	0	1200
39	TALE OF VERVE	2012	TALE OF EKATI	KY	KY	7	1	201,712	0	1	0	0	1600
40	FRANK CONVERSATION	2013	QUALITY ROAD	NY	NY	21	3	193,752	0	0	0	0	1300
41	CLEARLY NOW	2010	HORSE GREELEY	LA	LA	9	5	178,017	0	0	0	0	1225
42	BATTALION RUNNER	2014	UNBRIDLED'S SONG	FL	FL	5	2	171,815	1	1	0	0	1025
43	NO NEVER NO MORE	2015	SCAT DADDY	MD	MD	6	2	142,483	0	0	0	0	1000
44	WEEKEND HIDEAWAY	2010	SPEIGHTSTOWN	NY	NY	6	2	101,483	0	1	0	0	1500
45	NECK 'N NECK	2009	FLOWER ALLEY	DEAD	KY	6	1	46,705	0	0	0	0	1100
46	THE PLAYER	2013	STREET HERO	KY	KY	3	2	34,834	0	0	0	0	1450
47	ONE LINER	2014	INTO MISCHIEF	LA	LA	3	1	28,030	0	0	0	0	1450
48	CAMELOT KITTEN	2013	KITTEN'S JOY	BRZ	NY	4	0	13,852	0	0	0	0	-
49	GREYVITOS	2015	MALIBU MOON	CA	CA	1	1	12,000	0	0	0	0	1000
50	DOLPHUS	2013	LOOKIN AT LUCKY	KY	PA	3	0	7,400	0	0	0	0	-

\*Data provided by Arion Pedigrees, current through 6/19/2023. Win Dist= average winning distance in meters (200m = 1 furlong)

## SECTION 4: LEADING YOUNG SIRES IN EUROPE, CUMULATIVE EARNINGS THROUGH 6/19/23

### EUROPEAN LEADING SIRES WITH FIRST FOALS 2019

RANK	STALLION	YOB	SIRE NAME	CURRENT ST	OTHER ST	RNRS	WNRS	EARNINGS	SWs	SHs	GWs	G1W	Win Dist
1	CHURCHILL	2014	GALILEO	IRE	IRE	219	115	8,089,644	11	18	8	2	1749
2	ZARAK	2013	DUBAWI	FR	FR	101	66	4,355,188	12	19	8	0	1942
3	COTAI GLORY	2012	EXCEED AND EXCEL	IRE	IRE	186	101	3,655,372	7	16	3	1	1298
4	PROFITABLE	2012	INVINCIBLE SPIRIT	IRE	IRE	210	91	2,923,072	7	12	4	0	1285
5	RIBCHESTER	2013	IFFRAAJ	FR	IRE	166	67	2,640,084	5	12	1	0	1532
6	ACLAIM	2013	ACCLAMATION	ENG	ENG	137	71	2,566,513	2	8	1	1	1355
7	ARDAD	2014	KODIAC	ENG	ENG	116	52	2,420,173	3	8	2	1	1220
8	ALMANZOR	2013	WOOTTON BASSETT	FR	FR	133	62	2,418,270	6	12	0	0	1907
9	GALILEO GOLD	2013	PACO BOY	FR	IRE	122	58	2,267,059	6	8	3	1	1574
10	ULYSSES	2013	GALILEO	ENG	ENG	116	51	2,144,626	5	9	2	0	1960
11	AL WUKAIR	2014	DREAM AHEAD	FR	FR	109	47	1,989,726	2	6	0	0	1726
12	EL KABEIR	2012	SCAT DADDY	ITY	IRE	124	46	1,983,369	5	9	2	0	1497
13	ZELZAL	2013	SEA THE STARS	FR	FR	82	39	1,936,076	3	8	2	0	1683
14	RECORDER	2013	GALILEO	FR	FR	139	51	1,811,035	2	3	0	0	1741
15	THE GREY GATSBY	2011	MASTERCRAFTSMAN	FR	FR	71	30	1,721,267	4	8	3	0	1904
16	BIRCHWOOD	2013	DARK ANGEL	FR	FR	105	38	1,531,266	0	1	0	0	1549
17	TIME TEST	2012	DUBAWI	ENG	ENG	113	45	1,490,195	5	7	3	0	1627
18	NATIONAL DEFENSE	2014	INVINCIBLE SPIRIT	DEAD	IRE	43	15	1,315,155	1	2	1	0	1366
19	HIGHLAND REEL	2012	GALILEO	JPN	IRE	121	32	1,224,104	2	5	2	0	1768
20	JOHNNY BARNES	2012	ACCLAMATION	FR	FR	57	17	858,348	1	2	0	0	1484
21	ECTOT	2011	HURRICANE RUN	FR	FR	47	24	770,388	0	2	0	0	1805
22	POSTPONED	2011	DUBAWI	ENG	ENG	74	30	765,700	0	1	0	0	1960
23	WINGS OF EAGLES	2014	POUR MOI	IRE	FR	30	17	675,859	1	2	0	0	1774
24	ULTRA	2013	MANDURO	FR	FR	50	21	613,494	0	0	0	0	1792
25	ATTENDU	2013	ACCLAMATION	FR	FR	39	13	589,515	0	1	0	0	1777
26	COUNTERATTACK	2012	REDOUTE'S CHOICE	GER	AUS	29	14	588,699	3	4	1	0	1739
27	WHITECLIFFSOFDOVER	2014	WAR FRONT	FR	FR	65	17	534,205	0	0	0	0	1978
28	MONDIALISTE	2010	GALILEO	FR	ENG	60	21	530,973	0	1	0	0	1636
29	DECORATED KNIGHT	2012	GALILEO	IRE	IRE	52	26	527,717	0	2	0	0	1709
30	BRAMETOT	2014	RAJSAMAN	GER	FR	36	12	465,345	0	0	0	0	2050
31	DE TREVILLE	2012	OASIS DREAM	FR	FR	35	10	462,519	1	3	0	0	1475
32	DIVINE PROPHET	2013	CHOISIR	AUS	IRE	20	12	210,403	0	0	0	0	1702
33	SPILL THE BEANS	2012	SNITZEL	DEAD	ENG	9	2	87,092	0	0	0	0	1247
34	IVANHOWE	2010	SOLDIER HOLLOW	FR	FR	10	1	51,632	0	0	0	0	2000
35	KOROPICK	2014	KODIAC	ENG	ENG	5	1	14,350	0	0	0	0	1408

\*Data provided by Arion Pedigrees, current through 6/19/2023. Win Dist= average winning distance in meters (200m = 1 furlong)

## EUROPEAN LEADING SIRES WITH FIRST FOALS 2020

RANK	STALLION	YOB	SIRE NAME	CURRENT ST	OTHER ST	RNRS	WNRS	EARNINGS	SWs	SHs	GWs	G1W	Win Dist
1	HAVANA GREY	2015	HAVANA GOLD	ENG	ENG	130	74	2,900,155	9	18	4	0	1165
2	SIoux NATION	2015	SCAT DADDY	IRE	IRE	126	65	2,378,026	8	15	4	0	1345
3	SAXON WARRIOR	2015	DEEP IMPACT	IRE	IRE	93	36	2,102,178	4	10	4	1	1638
4	CRACKSMAN	2014	FRANKEL	ENG	ENG	90	35	1,781,879	5	6	2	1	1778
5	HARRY ANGEL	2014	DARK ANGEL	ENG	ENG	85	44	1,626,106	5	9	2	0	1244
6	ZOUSTAR	2010	NORTHERN METEOR	AUS	ENG	95	33	1,241,511	1	2	1	1	1311
7	EXPERT EYE	2015	ACCLAMATION	ENG	ENG	92	36	883,264	0	2	0	0	1389
8	ROARING LION	2015	KITTEN'S JOY	DEAD	ENG	75	26	854,315	2	3	1	1	1827
9	KESSAAR	2016	KODIAC	IRE	IRE	70	33	839,620	0	3	0	0	1418
10	U S NAVY FLAG	2015	WAR FRONT	IRE	IRE	74	20	794,952	2	3	0	0	1272
11	RECOLETOS	2014	WHIPPER	FR	FR	37	14	683,143	0	1	0	0	1645
12	TASLEET	2013	SHOWCASING	ENG	ENG	57	23	672,368	2	2	1	0	1243
13	SEABHAC	2015	SCAT DADDY	FR	FR	45	16	554,966	1	1	1	0	1823
14	SEAHENGE	2015	SCAT DADDY	FR	FR	51	15	518,532	1	1	0	0	1698
15	MASSAAT	2013	TEOFILO	ENG	ENG	45	11	373,277	0	2	0	0	1342
16	CLOTH OF STARS	2013	SEA THE STARS	FR	FR	60	14	368,766	0	1	0	0	1910
17	GUSTAV KLIMT	2015	GALILEO	FR	IRE	38	13	351,826	0	2	0	0	1551
18	UNFORTUNATELY	2015	SOCIETY ROCK	IRE	ENG	25	12	339,715	1	1	0	0	1222
19	JAMES GARFIELD	2015	EXCEED AND EXCEL	IRE	IRE	40	15	309,657	1	2	0	0	1297
20	WASHINGTON D C	2013	ZOFFANY	ENG	ENG	32	11	299,520	0	1	0	0	1478
21	DSCHINGIS SECRET	2013	SOLDIER HOLLOW	FR	FR	20	9	179,273	0	0	0	0	2280
22	RAJASINGHE	2015	CHOISIR	ENG	ENG	16	9	163,581	0	1	0	0	1314
23	MR. OWEN	2012	INVINCIBLE SPIRIT	FR	FR	17	6	150,882	0	0	0	0	1888
24	LIGHTNING SPEAR	2011	PIVOTAL	ENG	ENG	17	7	145,215	0	0	0	0	1394
25	TAAREEF	2013	KITTEN'S JOY	FR	FR	12	3	103,505	0	0	0	0	1700
26	POET'S WORD	2013	POET'S VOICE	IRE	ENG	10	3	98,898	0	0	0	0	1992
27	SMOOTH DADDY	2011	SCAT DADDY	IRE	IRE	16	6	98,170	0	0	0	0	1711
28	JUNGLE CAT	2012	IFFRAAJ	AUS	IRE	13	2	82,277	0	0	0	0	1073
29	IQUITOS	2012	ADLERFLUG	GER	GER	3	2	77,505	1	2	1	0	1833
30	GUIGNOL	2012	CAPE CROSS	FR	FR	7	2	68,954	0	0	0	0	1400
31	MASTER CARPENTER	2011	MASTERCRAFTSMAN	FR	FR	7	2	31,633	0	0	0	0	1416
32	MILLOWITSCH	2013	SEHREZAD	GER	GER	5	2	27,928	0	1	0	0	1250
33	CHEMICAL CHARGE	2012	SEA THE STARS	FR	FR	5	2	18,673	0	0	0	0	1700
34	JIMMY TWO TIMES	2013	KENDARGENT	FR	GER	4	1	14,758	0	0	0	0	1900
35	FRONTIERSMAN	2013	DUBAWI	ENG	ENG	2	0	9,919	0	0	0	0	-
36	SUMBAL	2012	DANEHILL DANCER	IRE	FR	3	0	2,163	0	0	0	0	-
37	FANTASTIC MOON	2010	DALAKHANI	FR	FR	1	0	-	0	0	0	0	-

\*Data provided by Arion Pedigrees, current through 6/19/2023. Win Dist= average winning distance in meters (200m = 1 furlong)

## SECTION 5: LEADING YOUNG SIRES IN AUSTRALASIA, EARNINGS THROUGH 6/19/23

### AUSTRALASIAN LEADING SIRES WITH FIRST FOALS 2019

RANK	STALLION	YOB	SIRE NAME	CURRENT ST	OTHER ST	RNRS	WNRS	EARNINGS	SWs	SHs	GWs	G1W	Win Dist
1	RUSSIAN REVOLUTION	2013	SNITZEL	NSW	NSW	149	71	8,451,331	8	12	6	1	1151
2	HELLBENT	2012	I AM INVINCIBLE	NSW	NSW	117	56	5,518,700	2	11	2	0	1198
3	ALMANZOR	2013	WOOTTON BASSETT	NZ	FR	84	28	4,416,842	3	13	2	1	1581
4	THE MISSION	2014	CHOISIR	QLD	QLD	47	19	3,019,330	1	1	1	0	1169
5	IMPENDING	2013	LONHRO	VIC	VIC	96	36	2,822,096	1	4	1	0	1218
6	CHURCHILL	2014	GALILEO	NSW	IRE	63	25	2,709,057	0	8	0	0	1401
7	MERCHANT NAVY	2014	FASTNET ROCK	NSW	NSW	91	33	2,622,660	2	3	2	1	1306
8	SATONO ALADDIN	2011	DEEP IMPACT	NZ	NZ	41	17	2,460,658	4	6	4	1	1288
9	SUPIDO	2011	SEBRING	NSW	NSW	55	26	2,363,251	2	3	0	0	1128
10	GOLD STANDARD	2014	SEBRING	VIC	VIC	20	10	2,344,543	1	3	1	1	1306
11	INVADER	2014	SNITZEL	QLD	NSW	74	29	2,196,718	1	1	1	1	1201
12	HEROIC VALOUR	2013	FASTNET ROCK	QLD	QLD	75	28	2,136,980	0	0	0	0	1216
13	PARIAH	2014	REDOUTE'S CHOICE	QLD	NSW	88	31	2,028,595	1	3	1	0	1214
14	SPIETH	2012	THORN PARK	DEAD	NSW	68	30	1,901,617	0	2	0	0	1241
15	KOBAYASHI	2014	I AM INVINCIBLE	QLD	QLD	45	19	1,889,385	0	1	0	0	1106
16	CARAVAGGIO	2014	SCAT DADDY	IRE	NSW	70	31	1,763,306	1	2	1	0	1293
17	RIBCHESTER	2013	IFFRAAJ	NZ	IRE	25	11	1,346,649	2	4	1	0	1157
18	OVERSHARE	2014	I AM INVINCIBLE	VIC	VIC	36	11	1,196,848	1	1	0	0	1112
19	HIGHLAND REEL	2012	GALILEO	IRE	VIC	56	17	1,140,180	1	2	0	0	1496
20	A LOT	2012	TAPIT	WA	WA	27	12	1,035,257	0	2	0	0	1202
21	JUKEBOX	2014	SNITZEL	QLD	NSW	30	14	879,820	1	1	0	0	1025
22	SEBRING SUN	2012	SEBRING	NSW	NSW	17	10	790,895	0	0	0	0	1099
23	TIME TEST	2012	DUBAWI	GB	NZ	51	20	761,178	1	5	0	0	1299
24	THRNUM	2013	SNITZEL	VIC	VIC	24	11	744,695	0	1	0	0	1250
25	TOSEN STARDOM	2011	DEEP IMPACT	VIC	VIC	51	13	724,903	0	0	0	0	1495
26	MENARI	2014	SNITZEL	NSW	NSW	15	9	653,017	0	0	0	0	1157
27	ZULULAND	2011	FASTNET ROCK	NSW	NSW	21	10	639,544	0	0	0	0	1271
28	WAR DECREE	2014	WAR FRONT	NZ	NZ	34	15	486,093	1	1	1	0	1413
29	DERRYN	2013	HINCHINBROOK	NZ	NZ	36	11	379,039	1	3	0	0	1340
30	BON AURUM	2012	BON HOFFA	VIC	VIC	20	5	281,165	0	0	0	0	1230
31	INFERENCE	2013	SO YOU THINK	VIC	VIC	22	7	220,205	0	1	0	0	1375
32	LORD OF THE SKY	2010	DANERICH	NSW	NSW	11	3	191,820	0	1	0	0	1020
33	BOULDER CITY	2014	SNITZEL	VIC	VIC	24	3	185,160	0	0	0	0	1366
34	HOOKED	2010	CASINO PRINCE	VIC	VIC	2	1	116,835	0	1	0	0	1330
35	WICKED INTENT	2012	WICKED STYLE	QLD	QLD	6	2	96,225	0	0	0	0	945
36	SAVILE ROW	2013	MAKFI	NZ	NZ	12	3	86,887	0	1	0	0	1350
37	OUR WAZI	2015	CHOISIR	DEAD	AUS	2	2	66,285	0	0	0	0	1438
38	WHAT'S THE STORY	2012	SAVABEEL	NZ	NZ	7	1	58,978	0	1	0	0	1400
39	HARDHAM	2013	REDOUTE'S CHOICE	AUS	AUS	1	1	35,350	0	0	0	0	1600
40	THUNDER FIRE	2014	UNCLE MO	AUS	AUS	1	1	28,175	0	0	0	0	1500
41	EL DOUTE	2010	REDOUTE'S CHOICE	NZ	NZ	2	1	27,338	0	0	0	0	1200
42	MONGOLIAN FALCON	2013	FASTNET ROCK	NZ	NZ	11	0	19,720	0	0	0	0	-
43	HUALALAI	2014	STREET CRY	SA	SA	4	0	13,050	0	0	0	0	-
44	FAST CHOICE	2010	REDOUTE'S CHOICE	AUS	AUS	1	0	9,475	0	0	0	0	-
45	THUNDER DOWN UNDER	2012	STREET SENSE	NZ	NZ	2	0	7,930	0	0	0	0	-
46	DIAMOND TATHAGATA	2014	HINCHINBROOK	VIC	VIC	2	0	4,407	0	0	0	0	-
47	GEE GEES AMERICANE	2014	AMERICAIN	DEAD	AUS	2	0	3,450	0	0	0	0	-
48	PUB THUG	2012	HOTELIER	QLD	QLD	2	0	1,750	0	0	0	0	-
49	DUBAWI DREAM	2010	DUBAWI	DEAD	AUS	1	0	1,475	0	0	0	0	-
50	DON'T BOTHER ME	2010	DARK ANGEL	SA	SA	1	0	825	0	0	0	0	-

\*Data provided by Arion Pedigrees, current through 6/19/2023. Win Dist= average winning distance in meters (200m = 1 furlong)

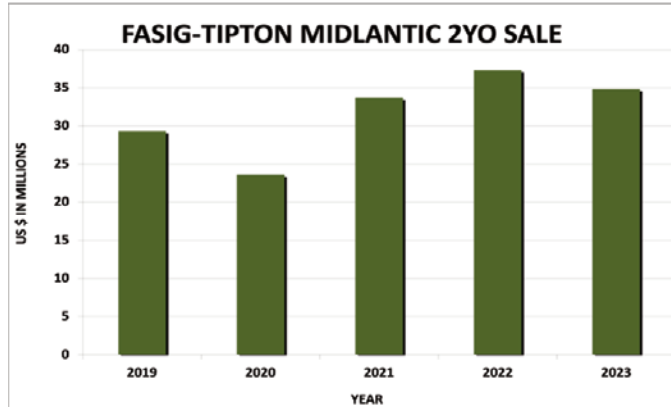
## AUSTRALASIAN LEADING SIRES WITH FIRST FOALS 2020

RANK	STALLION	YOB	SIRE NAME	CURRENT ST	OTHER ST	RNRS	WNRS	EARNINGS	SWs	SHs	GWs	G1W	Win Dist
1	JUSTIFY	2015	SCAT DADDY	NSW	KY	15	6	1,912,851	3	3	2	0	1222
2	ENCRYPTION	2015	LONHRO	QLD	QLD	21	4	1,128,260	1	1	1	0	1171
3	HARRY ANGEL	2014	DARK ANGEL	NSW	ENG	19	7	1,055,845	3	3	0	0	1165
4	BRAVE SMASH	2013	TOSEN PHANTOM	NSW	QLD	25	10	942,260	1	3	0	0	1022
5	TRAPEZE ARTIST	2014	SNITZEL	NSW	NSW	30	7	859,790	0	3	0	0	1085
6	THE AUTUMN SUN	2015	REDOUTE'S CHOICE	NSW	NSW	21	4	489,811	1	2	1	0	1250
7	WRITTEN BY	2015	WRITTEN TYCOON	NSW	NSW	23	3	417,657	2	4	1	0	1025
8	SANTOS	2015	I AM INVINCIBLE	NZ	NSW	13	4	388,733	1	1	1	1	1116
9	GRUNT	2014	O'REILLY	VIC	VIC	12	1	331,195	1	1	1	0	1300
10	US NAVY FLAG	2015	WAR FRONT	NZ	IRE	21	6	316,970	1	4	0	0	1142
11	SHOWTIME	2014	SNITZEL	NSW	NSW	16	4	306,052	1	2	0	0	1170
12	SIoux NATION	2015	SCAT DADDY	IRE	VIC	7	3	292,425	0	1	0	0	1125
13	STRATOSPHERE	2015	SNITZEL	TAS	TAS	15	5	273,430	0	2	0	0	1075
14	PERFORMER	2015	EXCEED AND EXCEL	QLD	QLD	12	4	263,776	0	0	0	0	1100
15	REAL STEEL	2012	DEEP IMPACT	JPN	NSW	11	2	257,135	0	0	0	0	1133
16	DUCIMUS	2014	SNITZEL	WA	WA	7	3	251,728	0	0	0	0	1200
17	STAPHANOS	2011	DEEP IMPACT	NZ	NZ	13	1	250,138	1	1	1	1	1250
18	BOLT D'ORO	2015	MEDAGLIA D'ORO	KY	VIC	8	4	234,960	0	0	0	0	1192
19	ARDROSSAN	2014	REDOUTE'S CHOICE	NZ	NZ	11	4	214,576	3	3	0	0	1260
20	BONDI	2015	SNITZEL	WA	WA	6	1	164,545	0	0	0	0	1000
21	LEAN MEAN MACHINE	2015	ZOUSTAR	QLD	VIC	9	2	121,400	0	0	0	0	1136
22	EMBELLISH	2014	SAVABEEL	NZ	NZ	10	3	117,749	0	3	0	0	1100
23	MENDELSSOHN	2015	SCAT DADDY	KY	NSW	6	1	105,700	0	0	0	0	1350
24	DRACARYS	2014	SNITZEL	QLD	QLD	4	2	96,250	0	0	0	0	1125
25	NATIONAL DEFENSE	2014	INVINCIBLE SPIRIT	VIC	VIC	8	1	92,425	0	0	0	0	1100
26	JUNGLE CAT	2012	IFFRAAJ	QLD	IRE	5	2	44,580	0	0	0	0	1106
27	NEOREALISM	2011	NEO UNIVERSE	QLD	QLD	4	1	41,290	0	0	0	0	940
28	SAXON WARRIOR	2015	DEEP IMPACT	NSW	IRE	9	0	36,812	0	0	0	0	-
29	PRIZED ICON	2013	MORE THAN READY	NSW	NSW	5	0	8,325	0	0	0	0	-
30	AYLMERTON	2015	SIYOUNI	NSW	NSW	2	0	8,200	0	0	0	0	-
31	EMINENT	2014	FRANKEL	NZ	NZ	1	0	3,889	0	0	0	0	-
32	ACE HIGH	2014	HIGH CHAPARRAL	NZ	NZ	4	0	3,020	0	0	0	0	-
33	KEMENTARI	2014	LONHRO	RETIRED	NSW	1	0	1,850	0	0	0	0	-
34	PERAST	2014	SNITZEL	QLD	QLD	1	0	1,000	0	0	0	0	-

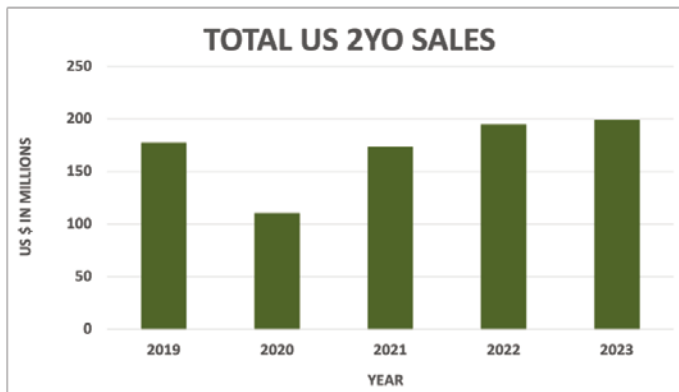
\*Data provided by Arion Pedigrees, current through 5/9/2023. Win Dist= average winning distance in meters (200m = 1 furlong)

# SECTION 6: WORLDWIDE SALES TICKER

Through May 11, 2023



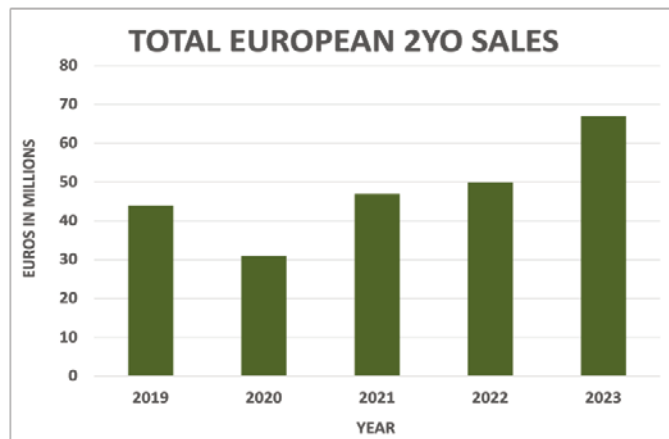
YEAR	CAT	RING	SOLD	% W/D	% S/R	% S/C	GROSS \$	AVG \$
2023	602	437	375	27.4%	85.8%	62.3%	34,795,500	92,788
2022	634	482	391	24.0%	81.1%	61.7%	37,297,700	95,391
2021	587	426	357	27.4%	83.8%	60.8%	33,692,000	94,375
2020	563	375	303	33.4%	80.8%	53.8%	23,572,500	77,797
2019	600	425	326	29.2%	76.7%	54.3%	29,374,000	90,104



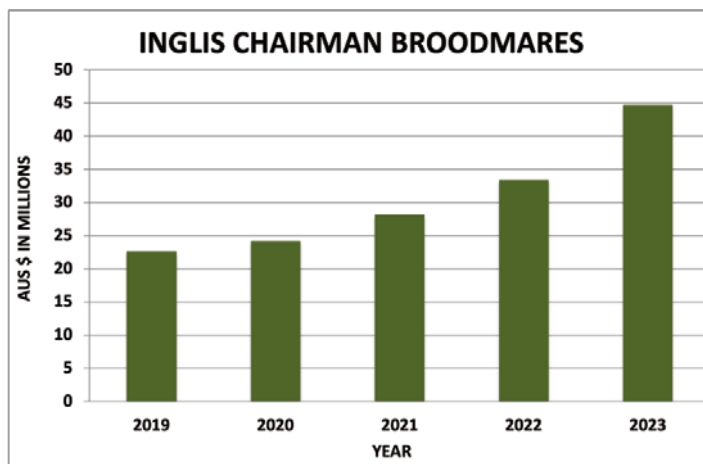
YEAR	CAT	RING	SOLD	% W/D	% S/R	% S/C	GROSS \$	AVG \$
2023	2,850	2,012	1,629	29.4%	81.0%	57.2%	199,470,500	122,450
2022	2,744	1,905	1,592	30.6%	83.6%	58.0%	194,985,400	122,478
2021	2,739	1,865	1,561	31.9%	83.7%	57.0%	173,839,900	111,364
2020	2,559	1,639	1,224	36.0%	74.7%	47.8%	110,176,000	90,013
2019	2,720	1,881	1,440	30.8%	76.6%	52.9%	177,432,500	123,217



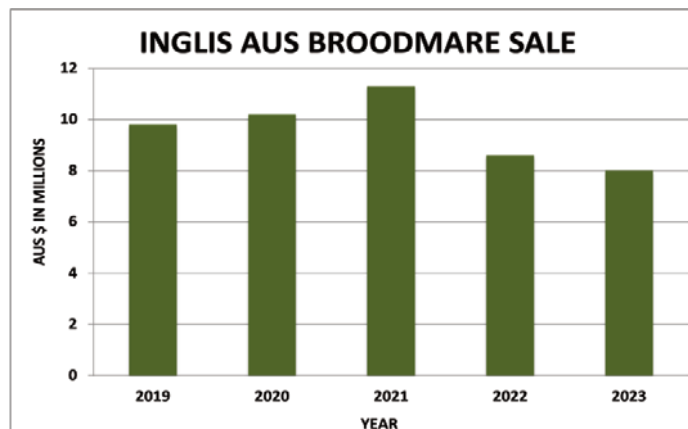
YEAR	CAT	RING	SOLD	% W/D	% S/R	% S/C	GROSS €	AVG €
2023	195	167	140	14.4%	83.8%	71.8%	21,325,500	152,325
2022	152	123	103	19.1%	83.7%	67.8%	14,003,000	135,951
2021	164	123	108	25.0%	87.8%	65.9%	15,217,500	140,903
2020	165	77	64	53.3%	83.1%	38.8%	9,754,670	152,417
2019	167	145	114	13.2%	78.6%	68.3%	15,046,000	131,982



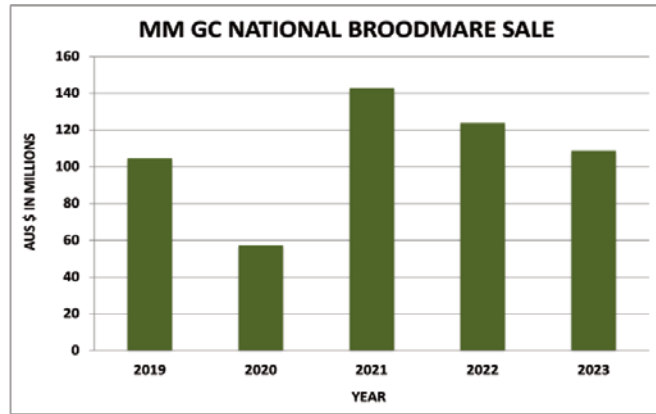
YEAR	CAT	RING	SOLD	% W/D	% S/R	% S/C	GROSS €	AVG €
2023	1,221	1,035	844	15.2%	81.5%	69.1%	66,955,246	79,331
2022	1,121	947	776	15.5%	81.9%	69.2%	50,061,599	64,512
2021	1,149	887	751	22.8%	84.7%	65.4%	47,334,834	63,029
2020	895	523	442	41.6%	84.5%	49.4%	31,470,116	71,199
2019	1,079	896	722	17.0%	80.6%	66.9%	44,341,947	61,415



YEAR	CAT	RING	SOLD	% W/D	% S/R	% S/C	GROSS (\$AU)	AVG (\$AU)
2023	109	101	80	7.3%	79.2%	73.4%	44,655,000	558,188
2022	100	87	71	13.0%	81.6%	71.0%	33,430,000	470,845
2021	66	58	53	12.1%	91.4%	80.3%	28,235,000	532,736
2020	90	84	56	6.7%	66.7%	62.2%	24,179,090	431,769
2019	58	57	53	1.7%	93.0%	91.4%	22,620,000	426,792




YEAR	CAT	RING	SOLD	% W/D	% S/R	% S/C	GROSS (\$AU)	AVG (\$AU)
2023	170	153	108	10.0%	70.6%	63.5%	8,047,000	74,509
2022	198	162	134	18.2%	82.7%	67.7%	8,668,000	64,687
2021	248	202	180	18.5%	89.1%	72.6%	11,294,600	62,748
2020	399	339	247	15.0%	72.9%	61.9%	10,211,660	41,343
2019	351	322	245	8.3%	76.1%	69.8%	9,839,000	40,159





YEAR	CAT	RING	SOLD	% W/D	% S/R	% S/C	GROSS (\$AU)	AVG (\$AU)
2023	725	641	501	11.6%	78.2%	69.1%	107,843,000	215,255
2022	753	653	555	13.3%	85.0%	73.7%	123,732,500	222,941
2021	842	715	623	15.1%	87.1%	74.0%	142,943,000	229,443
2020	659	560	422	15.0%	75.4%	64.0%	57,198,500	135,541
2019	1127	990	772	8.3%	78.0%	68.5%	104,495,000	135,356




## SECTION 7: BILL'S TWEETS

 **Bill Oppenheim** @biloppenheim · Jun 19 ...  
It's all over but the counting as they say as @yarramanpark I Am Invincible (\$21.3m) opens up a A\$3.5-million lead for his 2nd straight Australian Sire championship. Savabeel (\$17.7m), So You Think (\$17.5m), Snitzel (\$17.3m) next @WaikatoStud @CoolmoreAus @ArrowfieldStud.


 **Bill Oppenheim** @biloppenheim · Jun 18 ...  
Another SW yesterday for @AirdrieStud Collected, now 4 SW (2 GSW) this year, equal top NA 2nd-crop sire in both categories. He was only \$10k this year, might have been a clever play. Bred by @runnymedefarmky.


 **Bill Oppenheim** @biloppenheim · Jun 18 ...  
Good day for the stable both 4yo's and the stakes win over 1 1/4m. That's what we like to see from this top team!

 **Shortleaf Stable, Inc.** @ShortleafStable · Jun 17  
What an unusual day!! Racing is an exercise of peaks and valley's and I promise that in 50+ years I've "enjoyed" both. Three racing today in NJ and KY.  
An allowance win in NJ and a Stakes win in KY. A claiming 3rd in NJ with the horse lost. Good claim. Good luck to the new owner

 **Bill Oppenheim** @biloppenheim · Jun 18 ...  
Very live shot from top team!

 **Goffs** @Goffs1866 · Jun 17 ·   
Another **Frankie Dettori** booking for a #GoffsLondon Royal Ascot entry 🎩👑  
  
Lot 21 **TAMARAMA**, winner on 7 June under Dettori, is now **favourite** for Kensington Palace Fillies Stks on Wednesday @RalphBeckett

 **Bill Oppenheim** @biloppenheim · Jun 4 ...  
Never underestimate M. J-C Rouget who just won his 6th French Derby with the unbeaten Ace High over favorite Big Rock and French 2000 winner Marhaba Ya Sanafi. Huge result for Frankel's 1st-crop 3x G1 winner Cracksman @DarleyStallions, his first major son at stud @JuddmonteFarms

 **Bill Oppenheim** @biloppenheim · Jun 1 ...  
In the UK @RadioTimes June 3-9, Sport highlights (p. 31): FA Cup Final (football); Europa Conference League Final (football); Rugby League Super League; French Open Tennis. The only Derby mentioned is that Man City plays Man United in the FA Cup Final.



**Bill Oppenheim** @billoppenheim · May 28 ...

Great weekend in Ireland for @AgaKhanStuds Siyouni with the Irish 2000-1000 Guineas double at @curraghrace courtesy of Paddington in the 2000 and Tarnawa's half-sister Tahiyra. That's not a double that is accomplished very often.



**Bill Oppenheim** @billoppenheim · May 23 ...

Day 1 of the @mmsnippets filly/broodmare sale: 192 sold for A\$50,728,000. 4 fillies & 1 mare made \$2m+ (4 at \$3m+). @YulongInvest bought 35 head (18% of solds) for \$19,031,000 (37.5% of gross), including \$4.1m saletopper. @TomMagnier, @jmeharron, @ArrowfieldStud also bot \$1m+ (9)



**Bill Oppenheim** @billoppenheim · May 21 ...

3rd stakes win this year for top trainer, all ridden by the markedly under-used @VCheminaud. Well done Nacho & team.



**Ignacio Correas** @IgnacioCorreas · May 20

Cheetara Wins The Skipat Stakes for Stud Los Leones @VCheminaud @cjsaavedral @IC\_Racing @PimlicoRC Trained @keeneland #ChileanHorses



**Bill Oppenheim** @billoppenheim · May 19 ...

Impressive 1st winner for @Lanwades Study Of Man over extended 7f at Leopardstown, maybe see him in the Chesham S. (L) @RoyalAscotSite? 62k gns yearling, Paddy Twomey trains.



**Bill Oppenheim** @billoppenheim · May 19 ...

In today's 1m6f G2 Yorkshire Cup, 5 of the 7 runners had their last race in the March 25 G2 Dubai Gold Cup at 2m. I'd say that's a first @yorkracecourse @RacingDubai



**Bill Oppenheim** @billoppenheim · May 19 ...

Of the top 7 in the @Epsom\_Derby\_ betting, 6 are by 3 sons of Galileo - Frankel 2 (Military Order, Arrest), Churchill 2 (The Foxes, Sprewell), Ulysses 2 (Passenger, White Birch) & August Rodin is out of Rhododendron (by Galileo) @coolmorestud @JuddmonteFarms @CPStudOfficial.



**Bill Oppenheim** @billoppenheim · May 12 ...

Like he says.



**The Jockey Club** @jockeyclub · May 12

Statement from James L. Gagliano, president and chief operating officer, in Support of @hisa\_us: bit.ly/44WQkfc