

Thoroughbred Market Report



OCTOBER 2022

Editor – Bill Oppenheim, bopp@billoppenheim.com
Managing Editor – Emily J Plant PhD, emily@billoppenheim.com
Worldwide Sales Ticker – Brianne Stanley, bristanley1@gmail.com

Copyright 2022: The Bill Oppenheim Group

For subscription information go to www.billoppenheim.com
or contact info@billoppenheim.com

Thoroughbred Market Report

OCTOBER 2022



Keeneland November Sale 2021, courtesy Keeneland Photo

| TABLE OF CONTENTS | PAGE |
|---|----------|
| SECTION 1: YEARLING MARKET UPDATE AND WORLDWIDE SALES TICKER | 1 |
| SECTION 2: NORTH AMERICAN YEARLING SALES RESULTS | 5 |
| SECTION 3: KENTUCKY NOVEMBER SALES PREVIEW | 6 |
| SECTION 4: BILL'S TWEETS | 9 |

IN THIS ISSUE

- Worldwide Sales Tickers for the major September and early October Yearling sales at Keeneland and in Europe, including record-breaking sales at Keeneland September (\$405-million before private transactions) and Tattersalls Book 1 (126-million guineas)
- Yearling Averages for North American sires through the Fasig-Tipton Mid-Atlantic Sale, with Quality Road, Into Mischief, Curlin, and Gun Runner topping \$480,000 averages.
- Sires of Weanlings and Covering Sires of In-Foal Mares at the Fasig and Keeneland November sales. 1st-crop weanling sires McKinzie (42), Vekoma (40), and Volatile (38) have the highest number of weanlings catalogued; 1st-crop covering sire Charlatan (42) plus McKinzie (40) and Maclean's Music (38) have the highest number of mares catalogued in foal.
- Bill's Tweets

To subscribe to the Thoroughbred Market Report please visit
<https://billoppenheim.com/abouttmr.php> or email emily@billoppenheim.com

SECTION 1: YEARLING MARKET UPDATE AND WORLDWIDE SALES TICKER

RECORD-BREAKING YEARLING SALES AT KEENELAND, TATTERSALLS OCTOBER 1

In the 25 days between September 12 and October 6 over \$630-million of yearlings were sold in the North American and European yearling auctions, with both Keeneland September and Tattersalls October 1 breaking records for gross revenues. Keeneland reported just short of \$405.5-million through the ring with just under another \$12.8-million in private sales added on afterwards; the previous record had been \$399.7-million in 2006. At Tattersalls the previous October 1 record of 106.5-million guineas had been set in 2018; this year's edition grossed 126,671,000 gns, shattering the previous record by 19% - over 20-million gns.

It's great news, but why? The post-covid world hardly looks a stable place right now, but maybe that's part of the reason. We are in the entertainment business and maybe a Covid hangover in which people decide not to keep so much of their money plus a few uber-rich participants who are unaffected by rising inflation literally 'fueled' by spiking energy prices is part of the explanation. But one notable aspect of the 2022 yearling price boom is that we're not seeing so many new buyers on the big-ticket yearlings. Perhaps there are just enough billionaires in the world that if a small slice of them decide to play in the thoroughbred world, that's enough to create a buoyant market. In the US Mike Repole and Vinnie Viola combined to buy 73 yearlings at September for a total spend of \$25.2-million, while the SF/Starlight/Madaket axis known as The Avengers added 21 yearlings for another \$12.8-million, but even between these groups, 94 yearlings bringing \$38-million was less than 10% of the total sales revenue. In Newmarket, in contrast, Sheikh Mohammed's Godolphin organization bought 35 yearlings (8% of the number sold) for 25,355,000 gns – exactly 20% of the gross.

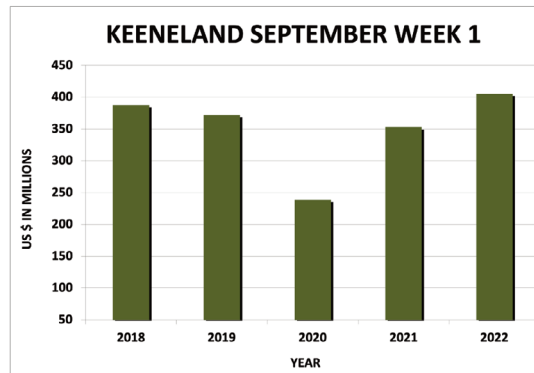
The major yearling sales finish in Europe next week and continue in the US until the end of the month with Fasig Kentucky's 4-day October yearling sale. To this point in proceedings **Quality Road**, from his \$200,000 season in 2020, is the leading North American sire of yearlings by average as 41 yearlings from his 2021 crop have averaged \$555,975. **Into Mischief**, now over \$2-million in

front in his quest for a fourth consecutive sires' title, had 72 yearlings average \$538,541, with **Curlin** (57/\$513,157) and **Gun Runner** (52/\$484,468) next in line. Another 12 sires have averaged over \$230,000, including the 'fearsome foursome' of F2006 North American sires who have been in the Top 10 for most of the last 13 years: #14 **Speightstown** (45/\$241,822), 24yo this year; #6 **Medaglia D'Oro** (35/\$370,478) and #16 **Candy Ride** (31/\$237,709), both 23yo; and #5 **Tapit** (32/\$380,312), now 21yo. Older gentlemen F2008 **War Front** (#10, 19/\$265,064, 20yo) and F2009 **Street Sense** (#15, 43/\$238,069) also figure among the 'elder' group. F2013 **Uncle Mo** (#8, 80/\$316,562) is the best US sire from his and the next three sire crops. And six younger sires including F2019 **Gun Runner** made this list: F2017 **Constitution** (#9, 85/\$266,282); F2018 **Not This Time** (#12, 50/\$245,682, off a \$12,500 stud fee – that's really impressive); F2019 **Arrogate** (#13, 55/\$244,880); and two F2020 sires with their first 2yo's racing: **Justify** (#7, 65/\$324,757) and **City Of Light** (#11, 53/\$256,924).

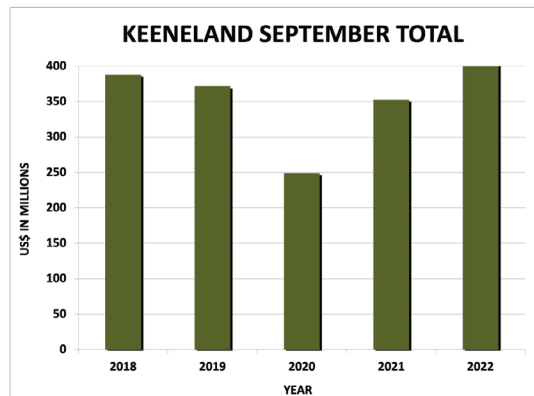
Four first-crop F2021 (first foals 2021) sires registered six-figure averages, three from Spendthrift and one from WinStar. That is **Audible**, the 2018 G1 Florida Derby winner by Into Mischief; he was second by average among first-crop sires, with 91 yearlings averaging \$159,967. The other three were all Spendthrift: #1 **Omaha Beach** (70/\$220,797), 3-time 3yo G1 winner from 6f-9f; #3 champion sprinter **Mitole** (78/\$118,179); and #4 **Vino Rosso** (95/\$102,436), 2019 G1 Breeders' Cup Classic winner and champion Older Dirt Male. **Vino Rosso** (95) and **Audible** (91) had the most yearlings sold of all sires who have averaged over \$100,000, no doubt reflecting the market's bias toward first-crop stallions; **Constitution** (85), **Uncle Mo** (80), **Munnings** (78), and **Mitole** (78) come next.

SECTION 1: YEARLING MARKET UPDATE AND WORLDWIDE SALES TICKER

North American and European Yearlings
Through October 6, 2022



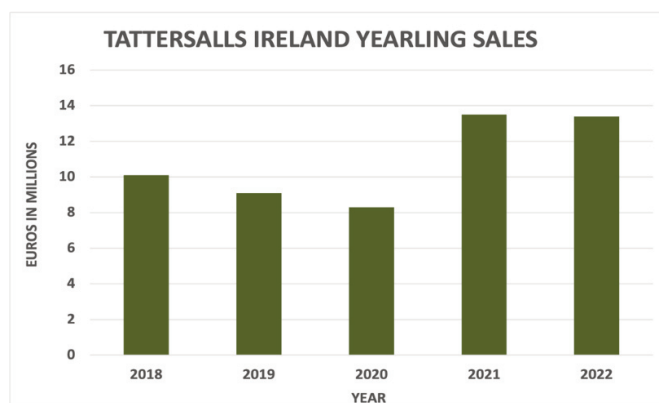
| YEAR | CAT | RING | SOLD | % W/D | % S/R | % S/C | GROSS \$ | AVG \$ |
|------|-------|-------|------|-------|-------|-------|-------------|---------|
| 2022 | 1,130 | 898 | 669 | 20.5% | 74.5% | 59.2% | 236,990,000 | 354,245 |
| 2021 | 1,097 | 888 | 620 | 19.1% | 69.8% | 56.5% | 200,419,000 | 323,256 |
| 2020 | 1,218 | 975 | 589 | 20.0% | 60.4% | 48.4% | 160,583,000 | 272,637 |
| 2019 | 1,299 | 1,093 | 785 | 15.9% | 71.8% | 60.4% | 258,048,000 | 328,724 |
| 2018 | 1,402 | 1,191 | 880 | 15.0% | 73.9% | 62.8% | 267,872,700 | 304,401 |



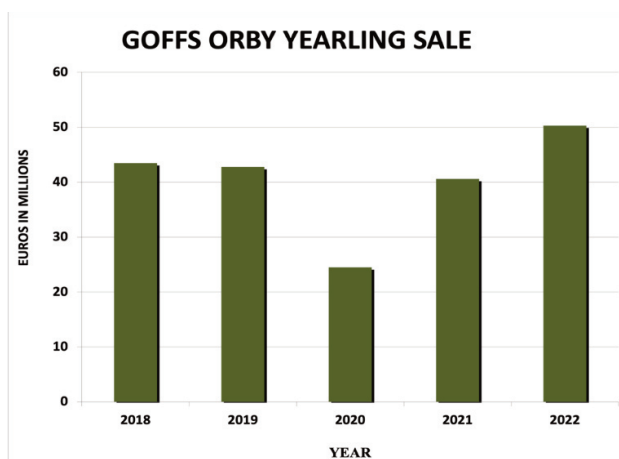
| YEAR | CAT | RING | SOLD | % W/D | % S/R | % S/C | GROSS \$ | AVG \$ |
|------|-------|-------|-------|-------|-------|-------|-------------|---------|
| 2022 | 4,153 | 3,482 | 2,847 | 16.2% | 81.8% | 68.6% | 405,495,700 | 142,429 |
| 2021 | 4,032 | 3,299 | 2,672 | 18.2% | 81.0% | 66.3% | 352,815,500 | 132,042 |
| 2020 | 4,272 | 3,318 | 2,346 | 22.3% | 70.7% | 54.9% | 238,454,300 | 101,643 |
| 2019 | 4,644 | 3,766 | 2,855 | 18.9% | 75.8% | 61.5% | 360,004,700 | 126,096 |
| 2018 | 4,538 | 3,820 | 2,916 | 15.8% | 76.3% | 64.3% | 377,140,400 | 129,335 |



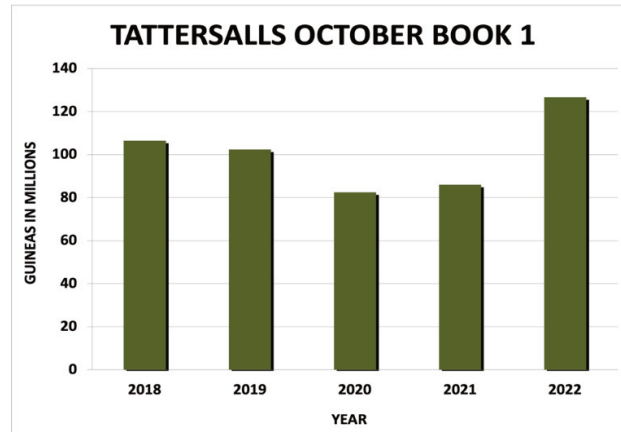
| YEAR | CAT | RING | SOLD | % W/D | % S/R | % S/C | GROSS \$ | AVG \$ |
|------|-------|-------|-------|-------|-------|-------|-------------|---------|
| 2022 | 5,481 | 4,567 | 3,753 | 16.7% | 82.2% | 68.5% | 524,655,600 | 139,796 |
| 2021 | 5,412 | 4,470 | 3,599 | 17.4% | 80.5% | 66.5% | 459,414,900 | 127,651 |
| 2020 | 4,845 | 3,799 | 2,725 | 21.6% | 71.7% | 56.2% | 247,575,000 | 90,853 |
| 2019 | 5,998 | 4,895 | 3,678 | 18.4% | 75.1% | 61.3% | 457,648,600 | 124,429 |
| 2018 | 5,969 | 5,015 | 3,792 | 16.0% | 75.6% | 63.5% | 485,507,600 | 128,035 |



| YEAR | CAT | RING | SOLD | % W/D | % S/R | % S/C | GROSS € | AVG € |
|------|-----|------|------|-------|-------|-------|------------|--------|
| 2022 | 610 | 570 | 505 | 6.6% | 88.6% | 82.8% | 13,384,500 | 26,504 |
| 2021 | 590 | 539 | 472 | 8.6% | 87.6% | 80.0% | 13,456,151 | 28,509 |
| 2020 | 630 | 477 | 389 | 24.3% | 81.6% | 61.7% | 8,330,348 | 21,415 |
| 2019 | 733 | 688 | 564 | 6.1% | 82.0% | 76.9% | 9,073,540 | 16,088 |
| 2018 | 845 | 785 | 583 | 7.1% | 74.3% | 69.0% | 10,107,597 | 17,337 |



| YEAR | CAT | RING | SOLD | % W/D | % S/R | % S/C | GROSS € | AVG € |
|------|-----|------|------|-------|-------|-------|------------|---------|
| 2022 | 515 | 468 | 415 | 9.1% | 88.7% | 80.6% | 50,354,500 | 121,336 |
| 2021 | 444 | 409 | 372 | 7.9% | 91.0% | 83.8% | 40,581,500 | 109,090 |
| 2020 | 474 | 389 | 311 | 17.9% | 79.9% | 65.6% | 24,473,359 | 78,692 |
| 2019 | 472 | 428 | 363 | 9.3% | 84.8% | 76.9% | 42,797,500 | 117,899 |
| 2018 | 419 | 369 | 328 | 11.9% | 88.9% | 78.3% | 43,497,000 | 132,613 |



| YEAR | CAT | RING | SOLD | % W/D | % S/R | % S/C | GROSS gns | AVG gns |
|------|-----|------|------|-------|-------|-------|-------------|---------|
| 2022 | 550 | 489 | 424 | 11.1% | 86.7% | 77.1% | 126,671,000 | 298,752 |
| 2021 | 502 | 452 | 375 | 10.0% | 83.0% | 74.7% | 86,369,000 | 230,317 |
| 2020 | 548 | 466 | 369 | 15.0% | 79.2% | 67.3% | 82,385,000 | 223,266 |
| 2019 | 552 | 483 | 397 | 12.5% | 82.2% | 71.9% | 102,429,000 | 258,008 |
| 2018 | 519 | 456 | 392 | 12.1% | 86.0% | 75.5% | 106,503,000 | 271,691 |



| YEAR | CAT | RING | SOLD | % W/D | % S/R | % S/C | GROSS € | AVG € |
|------|-------|-------|-------|-------|-------|-------|-------------|---------|
| 2022 | 3,480 | 3,192 | 2,772 | 8.3% | 86.8% | 79.7% | 306,829,769 | 110,689 |
| 2021 | 3,303 | 2,993 | 2,560 | 9.4% | 85.5% | 77.5% | 247,015,241 | 96,490 |
| 2020 | 2,296 | 1,841 | 1,410 | 19.8% | 76.6% | 61.4% | 164,520,096 | 116,681 |
| 2019 | 3,201 | 2,907 | 2,378 | 9.2% | 81.8% | 74.3% | 247,365,186 | 104,022 |
| 2018 | 3,194 | 2,914 | 2,337 | 8.8% | 80.2% | 73.2% | 228,939,449 | 97,963 |

SECTION 2: NORTH AMERICAN YEARLING SALES RESULTS TOP 50 SIRES BY AVERAGE

Thru October 9, 2022- Fasig-Tipton July, Saratoga, & NY-Bred Sales; Goffs Orby & Sportsmans, Goffs UK Premier & Silver; Arqana August & October; Keeneland September; Tatts Ire, Somerville, and October 1-4; Osarus.

| SIRE NAME | YOB | HIS SIRE | FFLS | ST | 2020 FEE | 2022 FEE | # RING | # SOLD | US\$ AVG | US\$ MED |
|------------------|------|--------------------|------|---------|----------|----------|--------|--------|----------|----------|
| QUALITY ROAD | 2006 | ELUSIVE QUALITY | 2012 | KY | 200,000 | 150,000 | 47 | 41 | 555,975 | 400,000 |
| INTO MISCHIEF | 2005 | HARLAN'S HOLIDAY | 2010 | KY | 175,000 | 250,000 | 91 | 72 | 538,541 | 450,000 |
| CURLIN | 2004 | SMART STRIKE | 2010 | KY | 175,000 | 175,000 | 66 | 57 | 513,157 | 375,000 |
| GUN RUNNER | 2013 | CANDY RIDE | 2019 | KY | 70,000 | 125,000 | 59 | 52 | 484,468 | 342,500 |
| TAPIT | 2001 | PULPIT | 2006 | KY | 200,000 | 185,000 | 34 | 32 | 380,312 | 300,000 |
| MEDAGLIA D'ORO | 1999 | EL PRADO | 2006 | KY | 200,000 | 100,000 | 41 | 35 | 370,478 | 250,000 |
| JUSTIFY | 2015 | SCAT DADDY | 2020 | KY | 150,000 | 100,000 | 75 | 65 | 324,757 | 250,000 |
| UNCLE MO | 2008 | INDIAN CHARLIE | 2013 | KY | 125,000 | 160,000 | 107 | 80 | 316,562 | 290,000 |
| CONSTITUTION | 2011 | TAPIT | 2017 | KY | 40,000 | 85,000 | 100 | 85 | 266,282 | 200,000 |
| WAR FRONT | 2002 | DANZIG | 2008 | KY | 250,000 | 100,000 | 27 | 19 | 265,064 | 220,000 |
| CITY OF LIGHT | 2014 | QUALITY ROAD | 2020 | KY | 40,000 | 60,000 | 67 | 53 | 256,924 | 160,000 |
| NOT THIS TIME | 2014 | GIANT'S CAUSEWAY | 2018 | KY | 12,500 | 45,000 | 58 | 50 | 245,682 | 182,500 |
| ARROGATE | 2013 | UNBRIDLED'S SONG | 2019 | DEAD | 50,000 | - | 60 | 55 | 244,880 | 200,000 |
| SPEIGHTSTOWN | 1998 | GONE WEST | 2006 | KY | 70,000 | 90,000 | 57 | 45 | 241,822 | 210,000 |
| STREET SENSE | 2004 | STREET CRY | 2009 | KY | 75,000 | 75,000 | 58 | 43 | 238,069 | 160,000 |
| CANDY RIDE | 1999 | RIDE THE RAILS | 2006 | KY | 100,000 | 75,000 | 39 | 31 | 237,709 | 210,000 |
| OMAHA BEACH | 2016 | WAR FRONT | 2021 | KY | 45,000 | 30,000 | 87 | 70 | 220,797 | 182,500 |
| GHOSTZAPPER | 2000 | AWESOME AGAIN | 2007 | KY | 85,000 | 75,000 | 45 | 34 | 216,426 | 187,500 |
| AMERICAN PHAROAH | 2012 | PIONEEROF THE NILE | 2017 | KY | 175,000 | 80,000 | 62 | 51 | 202,237 | 175,000 |
| BOLT D'ORO | 2015 | MEDAGLIA D'ORO | 2020 | KY | 25,000 | 20,000 | 47 | 41 | 200,121 | 195,000 |
| MUNNINGS | 2006 | SPEIGHTSTOWN | 2012 | KY | 30,000 | 85,000 | 94 | 78 | 183,871 | 150,000 |
| LIAM'S MAP | 2011 | UNBRIDLED'S SONG | 2017 | KY | 35,000 | 40,000 | 63 | 50 | 177,520 | 137,500 |
| NYQUIST | 2013 | UNCLE MO | 2018 | KY | 40,000 | 55,000 | 62 | 53 | 172,075 | 150,000 |
| FLATTER | 1999 | A.P. INDY | 2005 | DEAD | 40,000 | 35,000 | 37 | 27 | 167,092 | 150,000 |
| AUDIBLE | 2015 | INTO MISCHIEF | 2021 | KY | 25,000 | 22,500 | 99 | 91 | 159,967 | 120,000 |
| MORE THAN READY | 1997 | SOUTHERN HALO | 2002 | DEAD | 80,000 | 50,000 | 53 | 40 | 152,950 | 97,500 |
| TWIRLING CANDY | 2007 | CANDY RIDE | 2013 | KY | 40,000 | 60,000 | 68 | 60 | 152,808 | 120,000 |
| GOOD MAGIC | 2015 | CURLIN | 2020 | KY | 35,000 | 30,000 | 68 | 57 | 136,166 | 100,000 |
| GIRVIN | 2014 | TALE OF EKATI | 2020 | KY | 7,500 | 6,000 | 4 | 4 | 136,000 | 120,000 |
| DISTORTED HUMOR | 1993 | FORTY NINER | 2000 | RETIRED | 50,000 | - | 18 | 14 | 134,785 | 105,000 |
| KITTEN'S JOY | 2001 | EL PRADO | 2007 | DEAD | 75,000 | 50,000 | 28 | 23 | 123,158 | 95,000 |
| MACLEAN'S MUSIC | 2008 | DISTORTED HUMOR | 2014 | KY | 20,000 | 50,000 | 11 | 11 | 119,454 | 92,000 |
| MITOLE | 2015 | ESKENDEREYA | 2021 | KY | 25,000 | 15,000 | 90 | 78 | 118,179 | 81,000 |
| HARD SPUN | 2004 | DANZIG | 2009 | KY | 40,000 | 35,000 | 65 | 56 | 110,985 | 71,000 |
| MENDELSSOHN | 2015 | SCAT DADDY | 2020 | KY | 35,000 | 35,000 | 90 | 69 | 109,702 | 85,000 |
| VIOLENCE | 2010 | MEDAGLIA D'ORO | 2015 | KY | 25,000 | 25,000 | 35 | 26 | 107,087 | 60,000 |
| UPSTART | 2012 | FLATTER | 2018 | KY | 10,000 | 10,000 | 29 | 26 | 103,423 | 80,000 |
| VINO ROSSO | 2015 | CURLIN | 2021 | KY | 30,000 | 20,000 | 114 | 95 | 102,436 | 70,000 |
| MALIBU MOON | 1997 | A.P. INDY | 2001 | DEAD | 60,000 | - | 44 | 37 | 95,756 | 90,000 |
| BLAME | 2006 | ARCH | 2012 | KY | 35,000 | 20,000 | 37 | 31 | 91,774 | 75,000 |
| ENGLISH CHANNEL | 2002 | SMART STRIKE | 2009 | DEAD | 35,000 | - | 21 | 20 | 91,758 | 75,000 |
| LAOBAN | 2013 | UNCLE MO | 2018 | DEAD | 5,000 | - | 18 | 12 | 83,916 | 51,000 |
| AWESOME SLEW | 2013 | AWESOME AGAIN | 2020 | FL | 5,000 | 4,000 | 1 | 1 | 80,000 | 80,000 |
| CATALINA CRUISER | 2014 | UNION RAGS | 2021 | KY | 20,000 | 15,000 | 68 | 56 | 79,946 | 60,000 |
| KANTHAROS | 2008 | LION HEART | 2012 | KY | 30,000 | 20,000 | 67 | 56 | 75,089 | 50,000 |
| MACHO UNO | 1998 | HOLY BULL | 2005 | RETIRED | 10,000 | - | 1 | 1 | 75,000 | 75,000 |
| BERNARDINI | 2003 | A.P. INDY | 2008 | DEAD | 40,000 | - | 39 | 32 | 73,968 | 47,500 |
| PRACTICAL JOKE | 2014 | INTO MISCHIEF | 2019 | KY | 25,000 | 35,000 | 61 | 48 | 73,468 | 55,000 |
| ARMY MULE | 2014 | FRIESAN FIRE | 2020 | KY | 10,000 | 7,500 | 21 | 20 | 71,200 | 63,500 |
| DIALED IN | 2008 | MINESHAFT | 2014 | KY | 20,000 | 15,000 | 45 | 39 | 70,010 | 42,000 |

For a complete roster of all 334 North American sires with yearlings sold at 2022 sales, please [click here](#)

SECTION 3: KENTUCKY NOVEMBER SALES PREVIEW



Charlatan, leading stallion by number of pregnant mares cataloged at Kentucky November sales. Photo courtesy Hill'n'Dale / Louise Reinegal

F2022 MCKINZIE, F2023 CHARLATAN HAVE HIGHEST NUMBER CATALOGUED FOR NOVEMBER

McKinzie, by Street Sense, won the then-G1 Los Al Futurity (by DQ) as a 2yo; missed the Triple Crown but came back to win the G1 Pennsylvania Derby and G1 Malibu as a late 3yo; ran in 5 G1 and 2 G2 races in 7 starts as a 4yo, winning the G1 Whitney and G2 Alysheba and running second in the G1 Santa Anita H., the G1 Met Mile, the G1 Awesome Again, and the G1 Breeders' Cup Classic; and won the G2 Triple Bend as a 5yo. He won 8 and was second 6 times in 18 starts, effective at all distances from 7 to 10 furlongs. He has great credentials, and the Gainesway sire has the highest number of 2022 weanlings (44) catalogued to the Kentucky November sales (Fasig's Night Of The Stars plus Keeneland) of any sire.

Continuing the theme of first-crop sires being the most popular, two other F2022 sires with first weanlings have the next highest number catalogued: Spendthrift's **Vekoma** (42 catalogued), a son of Candy Ride who won the then-G2 Blue Grass as a 3yo and came back to go 3-for-3 as a 4yo, including the G1 Carter and G1 Met Mile; and Three Chimneys' **Volatile** (38), a devastating

sprinter by Violence who went 5-for-6 lifetime at 6 furlongs, including the G1 A.G. Vanderbilt at Saratoga as a 4yo. No fewer than 11 other first-crop weanling sires have 20+ catalogued, including Spendthrift's 2020 US Horse Of The Year **Authentic**, the 2020 G1 Kentucky Derby and G1 Breeders' Cup Classic winner by Into Mischief; he has 27 foals from his first crop catalogued.

Twelve stallions have 25+ mares catalogued in foal, of which three covered their first crops in 2022 and will have their first foals in 2023 (so we designate them as F2023). Hill 'n' Dale's **Charlatan**, by Speightstown, only ran five times but won four of them, including the G1 Arkansas Derby and G1 Malibu, and just failed to see out the 10 furlongs when run down by Mishriff in the 2021 Saudi Cup; he's the top sire of in-foal mares in the November catalogues, with 42. Fellow F2023 sires **Yaupon** (Spendthrift, 33) and **Tacitus** (Taylor Made, 27) also have 25+ mares catalogued in foal; Spendthrift's **Rock Your World** (22) and Taylor Made's **Knicks Go** (21) are in the 20+ range, and Darley's **Essential Quality**, WinStar's **Independence Hall**, and Claiborne's **Silver State** have 18 each.



Mckinzie, leading stallion by number of weanlings cataloged at Kentucky November sales. Photo courtesy Spendthrift

42 SIRES WITH 15+ WEANLINGS CATALOGUED, KENTUCKY NOVEMBER SALES

| SIRE NAME | FFLS | HIS SIRE | STANDS | 2022 FEE | 2021 FEE | 2022 YRLG # SOLD | 2022 YRLG AVG (\$USD) | APEX A RNR INDEX | # CAT. | # COLTS | # FILLIES | FT NOV | KEE NOV | KEE BK1 |
|------------------|------|--------------------|--------|----------|----------|------------------|-----------------------|------------------|--------|---------|-----------|--------|---------|---------|
| MCKINZIE | 2022 | STREET SENSE | KY | 30,000 | 30,000 | - | - | - | 44 | 22 | 22 | 6 | 38 | 4 |
| VEKOMA | 2022 | CANDY RIDE | KY | 17,500 | 20,000 | - | - | - | 42 | 20 | 22 | 3 | 39 | - |
| VOLATILE | 2022 | VIOLENCE | KY | 15,000 | 17,500 | - | - | - | 38 | 20 | 18 | 4 | 34 | - |
| COMPLEXITY | 2022 | MACLEAN'S MUSIC | KY | 12,500 | 12,500 | - | - | - | 37 | 19 | 18 | 2 | 35 | 1 |
| MACLEAN'S MUSIC | 2014 | DISTORTED HUMOR | KY | 50,000 | 20,000 | 11 | 119,454 | 1.33 | 37 | 19 | 18 | 4 | 33 | 2 |
| OMAHA BEACH | 2021 | WAR FRONT | KY | 30,000 | 35,000 | 70 | 220,797 | - | 37 | 22 | 15 | 6 | 31 | 2 |
| PRACTICAL JOKE | 2019 | INTO MISCHIEF | KY | 35,000 | 22,500 | 48 | 73,468 | 1.43 | 37 | 17 | 20 | 3 | 34 | - |
| BOLT D'ORO | 2020 | MEDAGLIA D'ORO | KY | 20,000 | 15,000 | 41 | 200,121 | - | 34 | 12 | 22 | 4 | 30 | 1 |
| MUNNINGS | 2012 | SPEIGHTSTOWN | KY | 85,000 | 40,000 | 78 | 183,871 | 2.45 | 33 | 16 | 17 | 9 | 24 | 7 |
| TIZ THE LAW | 2022 | CONSTITUTION | KY | 35,000 | 40,000 | - | - | - | 33 | 18 | 15 | 6 | 27 | 1 |
| VINO ROSSO | 2021 | CURLIN | KY | 20,000 | 25,000 | 95 | 102,436 | - | 33 | 17 | 16 | 1 | 32 | 2 |
| WAR OF WILL | 2022 | WAR FRONT | KY | 25,000 | 25,000 | - | - | - | 33 | 22 | 11 | 2 | 31 | 2 |
| AUDIBLE | 2021 | INTO MISCHIEF | KY | 22,500 | 22,500 | 91 | 159,967 | - | 32 | 17 | 15 | 4 | 28 | - |
| INSTAGRAND | 2022 | INTO MISCHIEF | KY | 7,500 | 7,500 | - | - | - | 31 | 20 | 11 | 5 | 26 | - |
| NOT THIS TIME | 2018 | GIANT'S CAUSEWAY | KY | 45,000 | 40,000 | 50 | 245,682 | 3.72 | 29 | 14 | 15 | 7 | 22 | 3 |
| MAXIMUS MISCHIEF | 2021 | INTO MISCHIEF | KY | 7,500 | 7,500 | 63 | 62,984 | - | 28 | 17 | 11 | 2 | 26 | - |
| AUTHENTIC | 2022 | INTO MISCHIEF | KY | 70,000 | 75,000 | - | - | - | 27 | 12 | 15 | 9 | 18 | 4 |
| MITOLE | 2021 | ESKENDEREYA | KY | 15,000 | 15,000 | 78 | 118,179 | - | 27 | 13 | 14 | 2 | 25 | - |
| GLOBAL CAMPAIGN | 2022 | CURLIN | KY | 12,500 | 12,500 | - | - | - | 26 | 16 | 10 | 6 | 20 | - |
| AMERICAN PHAROAH | 2017 | PIONEEROF THE NILE | KY | 80,000 | 100,000 | 51 | 202,237 | 2.35 | 24 | 15 | 9 | 4 | 20 | 10 |
| GAME WINNER | 2022 | CANDY RIDE | KY | 30,000 | 30,000 | - | - | - | 24 | 15 | 9 | 6 | 18 | - |
| IMPROBABLE | 2022 | CITY ZIP | KY | 35,000 | 40,000 | - | - | - | 24 | 17 | 7 | 3 | 21 | 1 |
| JUSTIFY | 2020 | SCAT DADDY | KY | 100,000 | 125,000 | 65 | 324,757 | - | 24 | 8 | 16 | 10 | 14 | 7 |
| MO TOWN | 2020 | UNCLE MO | KY | 7,500 | 7,500 | 16 | 54,402 | - | 24 | 8 | 16 | 0 | 24 | - |
| THOUSAND WORDS | 2022 | PIONEEROF THE NILE | KY | 7,500 | 7,500 | - | - | - | 24 | 10 | 14 | 3 | 21 | - |
| GIFT BOX | 2022 | TWIRLING CANDY | KY | 10,000 | 10,000 | - | - | - | 23 | 15 | 8 | 1 | 22 | - |
| UNION RAGS | 2014 | DIXIE UNION | KY | 30,000 | 30,000 | 34 | 64,029 | 1.54 | 23 | 15 | 8 | 2 | 21 | - |
| CARAVAGGIO | 2019 | SCAT DADDY | KY | 35,000 | 25,000 | 20 | 59,429 | 1.67 | 22 | 13 | 9 | 3 | 19 | - |
| UNCLE MO | 2013 | INDIAN CHARLIE | KY | 160,000 | 175,000 | 80 | 316,562 | 3.12 | 22 | 16 | 6 | 4 | 18 | 8 |
| MAXIMUM SECURITY | 2022 | NEW YEAR'S DAY | KY | 15,000 | 20,000 | - | - | - | 21 | 13 | 8 | 1 | 20 | - |
| GOOD MAGIC | 2020 | CURLIN | KY | 30,000 | 30,000 | 57 | 136,166 | - | 20 | 11 | 9 | 1 | 19 | - |
| LAOBAN | 2018 | UNCLE MO | DEAD | - | 25,000 | 12 | 83,916 | 3.06 | 20 | 11 | 9 | 2 | 18 | - |
| LIAM'S MAP | 2017 | UNBRIDLED'S SONG | KY | 40,000 | 30,000 | 50 | 177,520 | 2.42 | 20 | 11 | 9 | 4 | 16 | - |
| MENDELSSOHN | 2020 | SCAT DADDY | KY | 35,000 | 35,000 | 69 | 109,702 | - | 19 | 9 | 10 | 2 | 17 | 1 |
| TOM'S D'ETAT | 2022 | SMART STRIKE | KY | 12,500 | 17,500 | - | - | - | 19 | 12 | 7 | 1 | 18 | - |
| FROSTED | 2018 | TAPIT | KY | 20,000 | 25,000 | 52 | 41,422 | 0.86 | 18 | 12 | 6 | 0 | 18 | - |
| HONOR A. P. | 2022 | HONOR CODE | KY | 15,000 | 15,000 | - | - | - | 18 | 7 | 11 | 1 | 17 | 1 |
| HIGHER POWER | 2022 | MEDAGLIA D'ORO | KY | 10,000 | 10,000 | - | - | - | 17 | 10 | 7 | 3 | 14 | - |
| SPUN TO RUN | 2022 | HARD SPUN | KY | 10,000 | 12,500 | - | - | - | 17 | 9 | 8 | 2 | 15 | - |
| DAREDEVIL | 2017 | MORE THAN READY | KY | 25,000 | 25,000 | - | - | 1.33 | 16 | 5 | 11 | 2 | 14 | 1 |
| GUN RUNNER | 2019 | CANDY RIDE | KY | 125,000 | 50,000 | 52 | 484,468 | 6.99 | 16 | 7 | 9 | 5 | 11 | 3 |
| MASTERY | 2019 | CANDY RIDE | KY | 10,000 | 25,000 | 37 | 24,837 | - | 15 | 7 | 8 | 0 | 15 | - |









For a complete roster of all 171 sires with weanlings catalogued at the Kentucky November sales, please [click here](#)

50 COVERING SIRES WITH 15+ MARES CATALOGUED, KENTUCKY NOVEMBER SALES

| SIRE NAME | FFLS | HIS SIRE | STANDS | 2022 FEE | 2021 FEE | 2022 YRLG # SOLD | 2022 YRLG AVG (\$USD) | APEX A RNR INDEX | # CAT. | FT NOV | KEE NOV | KEE BK 1 | KEE BK 2 | KEE BK 3-5 |
|-------------------|------|--------------------|--------|----------|----------|------------------|-----------------------|------------------|--------|--------|---------|----------|----------|------------|
| CHARLATAN | 2023 | SPEIGHTSTOWN | KY | 50,000 | - | - | - | - | 42 | 7 | 35 | 11 | 17 | 7 |
| MCKINZIE | 2022 | STREET SENSE | KY | 30,000 | 30,000 | - | - | - | 40 | 1 | 39 | 1 | 6 | 32 |
| MACLEAN'S MUSIC | 2014 | DISTORTED HUMOR | KY | 50,000 | 20,000 | 11 | 119,454 | 1.33 | 38 | 0 | 38 | 0 | 16 | 22 |
| BOLT D'ORO | 2020 | MEDAGLIA D'ORO | KY | 20,000 | 15,000 | 41 | 200,121 | - | 37 | 0 | 37 | 0 | 11 | 26 |
| GOOD MAGIC | 2020 | CURLIN | KY | 30,000 | 30,000 | 57 | 136,166 | - | 34 | 1 | 33 | 1 | 4 | 28 |
| NOT THIS TIME | 2018 | GIANT'S CAUSEWAY | KY | 45,000 | 40,000 | 50 | 245,682 | 3.72 | 33 | 3 | 30 | 7 | 14 | 9 |
| YAUPON | 2023 | UNCLE MO | KY | 30,000 | - | - | - | - | 33 | 0 | 33 | 1 | 14 | 18 |
| OMAHA BEACH | 2021 | WAR FRONT | KY | 30,000 | 35,000 | 70 | 220,797 | - | 31 | 1 | 30 | 0 | 5 | 25 |
| ARMY MULE | 2020 | FRIESAN FIRE | KY | 7,500 | 7,500 | 20 | 71,200 | - | 30 | 0 | 30 | 0 | 0 | 30 |
| IMPROBABLE | 2022 | CITY ZIP | KY | 35,000 | 40,000 | - | - | - | 28 | 0 | 28 | 0 | 7 | 21 |
| TACITUS | 2023 | TAPIT | KY | 10,000 | - | - | - | - | 27 | 0 | 27 | 0 | 0 | 27 |
| TIZ THE LAW | 2022 | CONSTITUTION | KY | 35,000 | 40,000 | - | - | - | 27 | 2 | 25 | 0 | 7 | 18 |
| PRACTICAL JOKE | 2019 | INTO MISCHIEF | KY | 35,000 | 22,500 | 48 | 73,468 | 1.43 | 24 | 1 | 23 | 0 | 2 | 21 |
| AUDIBLE | 2021 | INTO MISCHIEF | KY | 22,500 | 22,500 | 91 | 159,967 | - | 23 | 0 | 23 | 0 | 1 | 22 |
| MO TOWN | 2020 | UNCLE MO | KY | 7,500 | 7,500 | 16 | 54,402 | - | 23 | 0 | 23 | 0 | 1 | 22 |
| UPSTART | 2018 | FLATTER | KY | 10,000 | 10,000 | 26 | 103,423 | 1.16 | 23 | 0 | 23 | 0 | 2 | 21 |
| LIAM'S MAP | 2017 | UNBRIDLED'S SONG | KY | 40,000 | 30,000 | 50 | 177,520 | 2.42 | 22 | 0 | 22 | 4 | 7 | 11 |
| ROCK YOUR WORLD | 2023 | CANDY RIDE | KY | 10,000 | - | - | - | - | 22 | 0 | 22 | 0 | 1 | 21 |
| VIOLENCE | 2015 | MEDAGLIA D'ORO | KY | 25,000 | 25,000 | 26 | 107,087 | 1.06 | 22 | 0 | 22 | 0 | 4 | 18 |
| AMERICAN PHAROAH | 2017 | PIONEEROF THE NILE | KY | 80,000 | 100,000 | 51 | 202,237 | 2.35 | 21 | 4 | 17 | 3 | 12 | 2 |
| KNICKS GO | 2023 | PAYNTER | KY | 30,000 | - | - | - | - | 21 | 0 | 21 | 0 | 3 | 18 |
| RAGING BULL | 2023 | DARK ANGEL | KY | 10,000 | - | - | - | - | 21 | 0 | 21 | 0 | 0 | 21 |
| BLAME | 2012 | ARCH | KY | 20,000 | 30,000 | 31 | 91,774 | 1.86 | 20 | 0 | 20 | 3 | 4 | 13 |
| MUNNINGS | 2012 | SPEIGHTSTOWN | KY | 85,000 | 40,000 | 78 | 183,871 | 2.45 | 20 | 2 | 18 | 3 | 14 | 1 |
| GAME WINNER | 2022 | CANDY RIDE | KY | 30,000 | 30,000 | - | - | - | 19 | 0 | 19 | 0 | 2 | 17 |
| RUNHAPPY | 2018 | SUPER SAVER | KY | 12,500 | 10,000 | 36 | 65,708 | 1.79 | 19 | 0 | 19 | 0 | 1 | 18 |
| UNION RAGS | 2014 | DIXIE UNION | KY | 30,000 | 30,000 | 34 | 64,029 | 1.54 | 19 | 0 | 19 | 0 | 6 | 13 |
| ESSENTIAL QUALITY | 2023 | TAPIT | KY | 75,000 | - | - | - | - | 18 | 1 | 17 | 2 | 13 | 2 |
| FROSTED | 2018 | TAPIT | KY | 20,000 | 25,000 | 52 | 41,422 | 0.86 | 18 | 0 | 18 | 0 | 0 | 18 |
| GUN RUNNER | 2019 | CANDY RIDE | KY | 125,000 | 50,000 | 52 | 484,468 | 6.99 | 18 | 7 | 11 | 7 | 4 | 0 |
| INDEPENDENCE HALL | 2023 | CONSTITUTION | KY | 10,000 | - | - | - | - | 18 | 0 | 18 | 0 | 1 | 17 |
| SILVER STATE | 2023 | HARD SPUN | KY | 20,000 | - | - | - | 0.78 | 18 | 0 | 18 | 0 | 1 | 17 |
| VEKOMA | 2022 | CANDY RIDE | KY | 17,500 | 20,000 | - | - | - | 18 | 0 | 18 | 0 | 1 | 17 |
| NYQUIST | 2018 | UNCLE MO | KY | 55,000 | 75,000 | 53 | 172,075 | 1.90 | 17 | 1 | 16 | 0 | 8 | 8 |
| BEAU LIAM | 2023 | LIAM'S MAP | KY | 6,000 | - | - | - | - | 16 | 0 | 16 | 0 | 0 | 16 |
| CARAVAGGIO | 2019 | SCAT DADDY | KY | 35,000 | 25,000 | 20 | 59,429 | 1.67 | 16 | 0 | 16 | 0 | 7 | 9 |
| COLLECTED | 2020 | CITY ZIP | KY | 15,000 | 17,500 | 54 | 45,256 | - | 16 | 0 | 16 | 0 | 0 | 16 |
| CONNECT | 2019 | CURLIN | KY | 25,000 | 15,000 | 28 | 58,723 | 1.39 | 16 | 0 | 16 | 0 | 3 | 13 |
| DAREDEVIL | 2017 | MORE THAN READY | KY | 25,000 | 25,000 | - | - | 1.33 | 16 | 0 | 16 | 0 | 1 | 15 |
| KNOWN AGENDA | 2023 | CURLIN | KY | 10,000 | - | - | - | - | 16 | 0 | 16 | 0 | 0 | 16 |
| TWIRLING CANDY | 2013 | CANDY RIDE | KY | 60,000 | 40,000 | 60 | 152,808 | 1.84 | 16 | 1 | 15 | 0 | 9 | 6 |
| VOLATILE | 2022 | VIOLENCE | KY | 15,000 | 17,500 | - | - | - | 16 | 0 | 16 | 0 | 0 | 16 |
| AUTHENTIC | 2022 | INTO MISCHIEF | KY | 70,000 | 75,000 | - | - | - | 15 | 0 | 15 | 2 | 11 | 2 |
| CONSTITUTION | 2017 | TAPIT | KY | 85,000 | 85,000 | 85 | 266,282 | 3.30 | 15 | 2 | 13 | 2 | 9 | 2 |
| HARD SPUN | 2009 | DANZIG | KY | 35,000 | 35,000 | 56 | 110,985 | 1.61 | 15 | 1 | 14 | 1 | 3 | 10 |
| HONOR A. P. | 2022 | HONOR CODE | KY | 15,000 | 15,000 | - | - | - | 15 | 0 | 15 | 0 | 0 | 15 |
| JUSTIFY | 2020 | SCAT DADDY | KY | 100,000 | 125,000 | 65 | 324,757 | - | 15 | 1 | 14 | 2 | 9 | 3 |
| MAXFIELD | 2023 | STREET SENSE | KY | 40,000 | - | - | - | - | 15 | 0 | 15 | 2 | 8 | 5 |
| MENDELSSOHN | 2020 | SCAT DADDY | KY | 35,000 | 35,000 | 69 | 109,702 | - | 15 | 2 | 13 | 1 | 5 | 7 |
| UNCLE MO | 2013 | INDIAN CHARLIE | KY | 160,000 | 175,000 | 80 | 316,562 | 3.12 | 15 | 2 | 13 | 6 | 6 | 1 |

For a complete roster of all 172 covering sires with mares catalogued at the Kentucky November sales, please [click here](#)

SECTION 4: BILL'S TWEETS

-  **Bill Oppenheim** @biloppenheim · Oct 6 ...
Top 1st-crop sires by avg [@Tattersalls1766](#) Oct 1, 5+ sold: 1 Advertise 5/205,800 gns; 2 Too Darn Hot 10/198,500; 3 Blue Point 14/155,714 [@Mantonstallions](#) [@DarleyStallions](#)
-  **Bill Oppenheim** @biloppenheim · Oct 6 ...
Other Top 10 sires 5+ sold [@Tattersalls1766](#) Oct 1: #3 Siyouni 18/397,611 gns; 4 Galileo 14/387,500; 5 Kingman 18/358,659; 6 Lope De Vega 20/353,500; 7 Wootton Bassett 8/348,125; 8 No Nay Never 20/318,750; 9 Sea The Stars 28/300,893; 10 Night of Thunder 28/276,964.
-  **Bill Oppenheim** @biloppenheim · Oct 6 ...
Top sires [@Tattersalls1766](#) October 1: # 1 by avg Dubawi (21/849,524 gns) and #2 Frankel (25/749,800) combined for 46 yearlings (11% of those sold) for 36,685,000 gns (29% of gross). They were the only sires to average over 400k [@DarleyStallions](#) [@JuddmonteFarms](#)
-  **Bill Oppenheim** @biloppenheim · Oct 6 ...
No slowing down [@Tattersalls1766](#) today to conclude the October 1 sale which shattered the previous record for gross by 20m gns as 424 sold (77% of 550 catalogued) for 126,671,000 gns and also broke the 2017 record average at 298,752 gns. 16 for 1m gns+, 73 for 500k+ (17% of sold)
-  **Bill Oppenheim** @biloppenheim · Oct 5 ...
Leading 1st-crop sires [@Tattersalls1766](#) 1st 2 days 5+ sold: 1 Too Darn Hot 6/232,500 gns; 2 Advertise 5/205,800; 3 Blue Point 10/162,500 [@DarleyStallions](#) [@Mantonstallions](#). Of 283 total sold 1st 2 days, 49 (17%, 1 in 6) have brought 500k gns+.
-  **Bill Oppenheim** @biloppenheim · Oct 5 ...
Leading sires [@Tattersalls1766](#) continued: 7 Starspangledbanner 5/299,000; 8 Sea The Stars 20/281,000; 9 No Nay Never 11/264,545; 10 Night Of Thunder (next big thing) 20/256,500 [@coolmorestud](#) [@AgaKhanStuds](#) [@DarleyStallions](#)
-  **Bill Oppenheim** @biloppenheim · Oct 5 ...
Leading sires [@Tattersalls1766](#) 1st 2 days 5+ sold: 1 Dubawi 13/842,308; 2 Frankel 17/718,235; 3 Lope De Vega 8/463,125; 4 Siyouni 11/440,455; 5 Galileo 13/399,615; 6 Kingman 13/337,692 (continued) [@DarleyStallions](#) [@JuddmonteFarms](#) [@BallylinchStud](#) [@AgaKhanStuds](#)
-  **Bill Oppenheim** @biloppenheim · Oct 5 ...
Whole different ball game [@Tattersalls1766](#) today: 8 for 1m gns+ incl 2 Frankel colts for 2.8m & 2.4m, avg today 344,063gns. Now 11 at 1m+ for sale, gross 81,538,000, avg 288,120. Previous record gross 2018 was 106,503,000; should end up 110m-115m at least tomorrow [@JuddmonteFarms](#)



Bill Oppenheim @biloppenheim · Oct 4

...

Great buy I thought; she's 1/2-sister to a for-real G2 winner from the family of Kingman and Oasis Dream. Foundation mare & outcross to Sadler's Wells @JuddmonteFarms @coolmorestud



Tattersalls @Tattersalls1766 · Oct 4

"She looked like a queen. She is a queen."

A first trip to Tattersalls for Gestüt Schlenderhan's Philip von Ullmann and he's a very happy man, purchasing @camaspark's No Nay Never filly with Tina Rau for 780,000gns. #TattsOctober



Bill Oppenheim @biloppenheim · Oct 4

...

Today's average of 230,165 gns is almost exactly equal to @Tattersalls1766 whole October Book 1 average in 2021 of 230,317. There are 9% more catalogued so 96m still looks right (86.3m in '21). Avg will go up. Top 1st-crop sire today: Blue Point 6 avg 163,333 gns @DarleyStallions



Bill Oppenheim @biloppenheim · Oct 4

...

Sires @Tattersalls1766 today 5+ sold: 1 Dubawi 7/771,429 gns (5 @godolphin); 2 Galileo 8/391,250; 3 Starspangledbanner 5/299,000; 4 Sea The Stars 9/278,333; 5 Frankel 5/264,000; 6 No Nay Never 7/248,571 @DarleyStallions @coolmorestud @AgaKhanStuds @JuddmonteFarms



Bill Oppenheim @biloppenheim · Oct 4

...

Today's target (my version) @Tattersalls1766: 32m guineas (128 x 250,000 avg). Over/under my gauge of market strength. We'll see later tonight. Good luck to all sellers & buyers, let the games begin.



Bill Oppenheim @biloppenheim · Oct 3

...

Show Time: @Tattersalls1766 October Book 1 yearling sale lifts off tomorrow morning. In 2017-2019 the sale grossed >£100-million and averaged ~270,000 gns. In 2020-2021 the average was ~230,000. With 549 catalogued if 70% sell & the sale averages 250,000 the gross will be £96m.



Bill Oppenheim @biloppenheim · Sep 28

...

Sire notes from @Goffs1866 Orby: Night of Thunder (€168,769) 5th crop, 1st after 1st 2yo's ran; F2018 Mehmas (5/€129,600), New Bay (7/€125,571) 4th crop, usually worst; F2019 Churchill (24/€101,292) 3rd crop, next worst @DarleyStallions @HoStud @BallylinchStud @coolmorestud



Bill Oppenheim @biloppenheim · Sep 28

...

Top 1st-crop sires @Goffs1866 Orby: 1 Blue Point 10/€156,000; 2 Ten Sovereigns 15/€118,800; 3 Too Darn Hot 7/€101,429; 4 Calyx 10/€92,300; 5 Magna Grecia 13/€92,077. Top 5 all @DarleyStallions @coolmorestud.



Bill Oppenheim @biloppenheim · Sep 28 ...

Top 6 sires @Goffs1866 Orby with 4+ sold: 1 Galileo 10/€300,700; 2 Frankel 4/€262,500; 3 No Nay Never 23/€256,391; 4 Siyouni 5/€219,000; 5 Sea The Stars 11/€185,273; 6 Night Of Thunder 19/€168,789
[@coolmorestud](#) [@JuddmonteFarms](#) [@AgaKhanStuds](#) [@DarleyStallions](#)



Bill Oppenheim @biloppenheim · Sep 28 ...

Orby final totals @Goffs1866: 515 catalogued (+16% from '21), 415 sold (80.4%), gross €50,374,500 (+24%), average €121,384 (+11% from €109,090). Average was €132,613 in 2018 but that was 328 sold for €43.5m so this gross was still +16% higher. Good results!



Bill Oppenheim @biloppenheim · Sep 27 ...

Top 1st-year (F2021) sires @Goffs1866 today with 5+ sold: 1 Too Darn Hot 5/5, €109,000; 2 Magna Grecia 10/8, €105,625; 3 Calyx 7/6, €92,167; 4 Ten Sovereigns 7/7, €87,857 [@DarleyStallions](#) [@coolmorestud](#)



Bill Oppenheim @biloppenheim · Sep 27 ...

Top sires at @Goffs1866 today (ring/sold,avg): of course 1 No Nay Never (16/14, €332,857 but €158,411 for 13); 2 Galileo 7/7, €295,286; 3 Night Of Thunder 10/10 €209,000. Top F2019 sire: Churchill 17/17 (impressive), avg €106,176 [@coolmorestud](#) [@DarleyStallions](#)



Bill Oppenheim @biloppenheim · Sep 27 ...

Our figures for 2021 Orby @Goffs1866 were 444 catalogued/372 sold (84%), gross €40,581,500 avg €109,090. # catalogued +15% '22; if no €2.6m tomorrow, sale should still gross €51m (+25%) avg ~€123,000 (+13%).



Bill Oppenheim @biloppenheim · Sep 25 ...

No Nay Never [@coolmorestud](#): Leading EU Freshman Sire in 2018, massive upgrade in stud fee & mare quality in 2019, foals of 2020, 2yo's of 2022; now Leading EU Sire of 2yo's with 2 G1W 2yo's & 3 G2W this crop. He now has 15 G1/G2W, 13 as 2yo's (87%); normal is 20%.



Bill Oppenheim @biloppenheim · Sep 25 ...

In the 25 years since 1997 only 3 sires have had 4 G1 winners by the end of the year their 1st 3yo's raced: Galileo, Giant's Causeway, & Union Rags. [@Three_Chimneys](#) Gun Runner now has 6, with Society a new G1W on a day when he had 4 BTW including G1 PA Derby 1-3 + 2 BTW at CD.



Bill Oppenheim @biloppenheim · Sep 25 ...

Previous record for [@keenelandsales](#) September was \$399,791,800 in 2006. Comparable thru-the-ring was \$405,495,700 but we agree adding private sales before sale ends so new record should be \$418,288,700. Awesome job by new Keeneland team & 100's of consignors & buyers.



Bill Oppenheim @billoppenheim · Sep 24



Winner of 4 straight 6f-1300m G1's at 3 in 2015, Muhaarar looked the heir apparent to his sire Oasis Dream, but a big disappointment @ShadwellStud and went to @HarasdesFaunes in France. But now, #2 EU 4th-crop sire '22, 11 BTW (5 GSW), 18 BTH (10 GSH) incl 9 BTH this month!



Bill Oppenheim @billoppenheim · Sep 22



Congratulations to @keenelandsales, this was no mean feat and was made possible by their team putting together a Book 1 which really worked & was +25% in gross from last year's Book 1.



Keeneland Sales @keenelandsales · Sep 22

NEWS: Keeneland September Yearling Sale Becomes Highest-Grossing Auction in Keeneland History. Read more → bit.ly/3DOEGbu



Bill Oppenheim @billoppenheim · Sep 21



In 2006 @keenelandsales grossed a record \$399,791,800 including \$60m from Darley. In 2018 the sale grossed \$387m including \$10.5m post sale. After Book 4 this year the gross was \$376m & 3-day Book 5 in '21 grossed \$25m (post sale not included), so new record on the way \$400m+



Bill Oppenheim @billoppenheim · Sep 18



Today's 2nd session Book 3 @keenelandsales +20% gross +17% average vs '21, closes the gap from Sat session. Book 3 +16% gross +11% avg, very strong 69.2% sold/catalogued. 1st 3 books +\$49m (+18%), avg +11%. So +\$23m Book 1 (220 horses) +\$26m Books 2-3 (1022 horses)



Bill Oppenheim @billoppenheim · Sep 17



Did I count 4 Group wins for @godolphin @DarleyAus today in Australia including the mighty Anamoe, on track to be the first horse ever to score 19/19 on our Australian predictive sire scale, plus promising 3yo Aft Cabin, from 2nd crop by Astern.



Bill Oppenheim @billoppenheim · Sep 15



6 sires with 4+ 1st-crop yearlings sold @keenelandsales Week 1: 1 Omaha Beach 27/\$268,519; 2 Audible 14/\$236,786; 3 Mitole 5/\$200,000; 4 Vino Rosso 11/\$191,314; 5 Catalina Cruiser 4/\$177,500; 6 Catholic Boy 5/\$133,000 @spendthriftfarm @WinStarFarm @LanesEndFarms @claibornefarm



Bill Oppenheim @billoppenheim · Sep 15



11 sires with 10+ sold averaged \$375k+ @keenelandsales Week 1: Quality Road, Into Mischief, Gun Runner, Curlin, Tapit, Not This Time, Medaglia D'Oro, Constitution, Justify, City Of Light, Uncle Mo. Total 327 sold (49% of # sold), gross \$150,743,000. So 11 sires= 64% of gross.



Bill Oppenheim @biloppenheim · Sep 15

...

Book 2 @keenlandsales +9% catalogued vs '21, +8% sold. Gross + 12%, avg \$274,677 +3%. Total Week 1: 1119 catalogued (+1.5%), 669 sold (+8%), sold/cat 59.8% (+3.4%). Gross \$236,990,000 (+18%), average \$354,245 (+10%). So the big jump was in Book 1: +25% gross, +20% average.



Bill Oppenheim @biloppenheim · Sep 13

...

10 sires 5+ sold & \$450k+ average @keenlandsales Book 1: Quality Road, Constitution, Into Mischief, City of Light, Curlin, Justify, Gun Runner, Medaglia D'Oro, Uncle Mo, Omaha Beach. Total 140/220 sold (64%), gross \$84,765m (75%), average \$605,464. Good 1 by Top 10 sire = Book 1



Bill Oppenheim @biloppenheim · Sep 13

...

Book 1 totals @keenlandsales: 368 catalogued, 220 sold (59.8%, +7.8% from '21), gross \$113,660,000 (+25%), average an amazing \$516,636 (+20%). A lot of consignors now glad they were cajoled into selling in Book 1. Sire data to come.



Bill Oppenheim @biloppenheim · Sep 12

...

More leading sires @keenlandsales: 4 City of Light 3/\$641,667, 5 Into Mischief 13/\$620,000, 6 Gun Runner 9/\$565,000, 7 Constitution 5/\$545,000, 8 Justify 6/\$491,667 @LanesEndFarms @spendthriftfarm @Three_Chimneys @WinStarFarm @coolmoreamerica. Omaha Beach 6/\$389,167 top 1st-crop



Bill Oppenheim @biloppenheim · Sep 12

...

Some session @keenlandsales today: 114 sold/183 catalogued (62.3% +10% vs whole Book 1 last year), average \$500,833 +16% vs '21 Book 1. Leading sires today: 1 Quality Road 8/\$984,375, 2 Medaglia D'Oro 4/\$718,750, 3 Curlin 9/\$686,711 @LanesEndFarms @DarleyAmerica @HillnDaleFarm



Bill Oppenheim @biloppenheim · Sep 11

...

What a weekend at @DelMarRacing for @JuddmonteFarms 2yo's by Arrogate: first, on Friday, And Tell Me Nolies won the G1 Del Mar Debutante, then Saturday Cave Rock won the G1 Del Mar Futurity. A sad loss to the racing community.



Bill Oppenheim @biloppenheim · Sep 7

...

In the 48 years I've worked in the horse business I've been privileged to work with some great horsemen and my friend & colleague James Delahooke was right at the top of the list. He died with his boots on as he no doubt would have wished. He was due to come to @keeneland Friday



Bill Oppenheim @biloppenheim · Sep 2

...

Well done to the team @BBAG_Sales & especially our friends @GestutFahrfhof for a very successful sale today: 7 sold for €200k+, average €53,258, gross €8,361,500, both +24% and flirting with historic