

Thoroughbred Market Report



MAY 2022

Editor – Bill Oppenheim, bopp@billoppenheim.com
Managing Editor – Emily J Plant PhD, emily@billoppenheim.com
Worldwide Sales Ticker – Brianne Stanley, bristanley1@gmail.com

Copyright 2022: The Bill Oppenheim Group

For subscription information go to www.billoppenheim.com
or contact info@billoppenheim.com

Thoroughbred Market Report

MAY 2022



Leading F2019 sire by earnings and runaway sire star of 2021 Gun Runner (Candy Ride x Quiet Giant (Giant's Causeway))
Photo courtesy Three Chimneys

TABLE OF CONTENTS	PAGE
SECTION 1: NORTH AMERICA	
1.1: Kentucky Derby Preview	1
1.2: North American Sales Results	5
1.3: Leading NA F2018 & 2019 Sires by Earnings	6
SECTION 2: AUSTRALASIA	
2.1: Black Type in Australia	8
2.2: Australasian Sales Results	11
2.3: Australasian APEX	13
2.4: Leading ANZ F2017 & 2018 Sires by Earnings	20
SECTION 3: WORLDWIDE SALES TICKER	23
SECTION 4: BILL'S TWEETS	26

IN THIS ISSUE

- This is a particularly full, power-packed issue, featuring:

NORTH AMERICA

- Preview of the leading contenders for next weekend's G1 Kentucky Derby;
- Sales summaries and sire averages for the three Florida 2yo sales at OBS and Gulfstream Park;
- Cumulative Progeny Earnings Tables for NA F2018 and F2019 sires;

AUSTRALASIA

- Why breeders are suffering from Australian authorities' refusal to apply for black type for 14 \$1-million-plus races including the Everest;
- Summary figures and sire averages from the record-breaking A\$673-million Australasian Yearling Sale season culminating in Inglis' Sydney Easter Sale;
- New APEX Ratings for 269 Australasian sires featuring a new ANZ APEX #1 in Fastnet Rock plus the hot F2018 sire crop headed by Extreme Choice's 7.41 A Runner Index;
- Cumulative Progeny Earnings Tables for ANZ F2017 and F2018 sires.

WORLDWIDE SALES TICKERS covering the North American 2yo sales, Australasian yearling sales, and the early European 2yo sales.

To subscribe to the Thoroughbred Market Report please visit
<https://billoppenheim.com/abouttmr.php> or email emily@billoppenheim.com

SECTION 1: NORTH AMERICA

1.1: KENTUCKY DERBY PREVIEW



*The famous twin spires of Churchill Downs, home of the Kentucky Derby
Photo courtesy of Churchill Downs*

KENTUCKY DERBY CONTENDERS

The points preps are finished, so it's time to take a look at the probable field for the May 7 G1 Kentucky Derby. This is one of those years when if there is a standout 3yo he hasn't announced himself yet and though the major contenders haven't registered big Beyer numbers they have run quite consistently in the high 90's to low 100's; five of the six top prep winners have run last winning Beyers between 96-102, which would lead one to say, at this point anyway, there doesn't appear to be a whole lot between the major contenders, who are:

EPICENTER (3c Not This Time), Trainer Steve Asmussen, probable rider Joel Rosario: this colt contested four Fair Grounds preps, winning three and running second, beaten a head after setting the pace, in the G3 Lecomte. Subsequently won the G2 Risen Star, going wire-to-wire (Beyer 98), over Smile Happy and Zandon, both making their first starts of the year, and the G2 Louisiana Derby (9 ½f), showing a new dimension to come from off the pace for a comfortable 2 ½-length win in track record time and recording a Beyer 102. He has the seasoning, he's won over 9 ½ furlongs and will be a worthy, though lukewarm, favorite. Incidentally both Epicenter and Simplification are by Not This Time out of mares by Candy Ride, so that looks like quite a promising cross.

WHITE ABARRIO (3c Race Day), Trainer Saffie Joseph Jr, rider Tyler Gaffalione: won the G3 Holy Bull in early February (Beyer 97), defeating Simplification, who came back to win the G2 Fountain of Youth when trainer Joseph chose not to run in that, and Mo Donegal, making his first start

of the year. White Abarrio then won the G1 Florida Derby (Beyer 96), holding off the quite green second-time starter Charge It, with Simplification third. White Abarrio is one of two probable Derby runners from the third and final US crop of Race Day, a son of Tapit who was sold to South Korea; the other is Barber Road, who has placed in four Oaklawn preps and will be a longshot but looks very likely to stay that 10th furlong, which makes him a viable play in the 'gimmicks'. Not This Time, now the leading North American third-crop sire over Nyquist, and super-sire phenom Gun Runner are the other sires with two likely runners, in Not This Time's case from his second crop of 3yo's, Epicenter and Simplification.

ZANDON (3c Upstart), Trainer Chad Brown, rider Flavien Prat: The 9-furlong G2 Remsen, run last year in early December, doesn't have a great record for throwing up future Kentucky Derby winners, but last year's edition, in which Mo Donegal held off Zandon by a dirty nose, looked at the time a good renewal, and on Saturday April 9 both won key Derby preps in the second start of the year for each. Zandon, who was third to Epicenter and Smile Happy in the G2 Risen Star, ran a very good-looking race to beat Smile Happy in the G1 Blue Grass (Beyer 98). He didn't have a bad trip but Prat did have to pick his way through traffic and I thought won convincingly, looking like he'll stay 10 furlongs all right. That's a big plus in the Derby. Zandon and G1 Kentucky Oaks contender Kathleen O. are from the second crop of 3yo's by Upstart.

MO DONEGAL (3c Uncle Mo), Trainer Todd Pletcher, rider Irad Ortiz Jr: Winner of the Remsen, made his first start of the year in the G3 Holy Bull, in which he made an eye-catching move to finish third to White Abarrio and Simplification, then comfortably prevailed in the April 9 G2 Wood (Beyer 96) over G3 Withers winner Early Voting, with the previously unbeaten G3 Gotham winner Morello a no-show. Mo Donegal will definitely stay 10 furlongs and he and Zandon look real threats to all.

TAIBA (3c Gun Runner), Trainer Tim Yakteen, rider Mike Smith: It was a short 6-horse field for the April 9 G1 Santa Anita Derby, in which the two favorites were Messier, coming off a 15-length romp in the G3 Robert Lewis, and Forbidden Kingdom, wire-to-wire winner of the G2 San Felipe. Habitual frontrunner Forbidden Kingdom gave up the ghost pretty early and was subsequently ruled out of Kentucky Derby consideration, but Taiba, a \$1.7-million 2yo purchase for Medina Spirit's owner Amr Zedan and third choice after an ultra-impressive 7 ½L maiden win, came and nailed

Messier by 2 ½L (Beyer 102), with 10L back to the third. According to the history books we consulted, Leonatus in 1883 (the 9th running) is the only horse ever to have won the Kentucky Derby in his third lifetime start – but then when Justify won the Derby in 2018 he was the first horse since Apollo in 1882 (the 8th running) to win the Derby without having run as a 2yo. Taiba became the 4th G1 winner for young super-sire Gun Runner with his Santa Anita Derby win.

CYBERKNIFE (3c Gun Runner), Trainer Brad Cox, rider Florient Geroux: The G1 Arkansas Derby is perceived as the weakest of the six big Derby preps, and Cyberknife's winning Beyer of 92 suggests that analysis isn't too wide of the mark, but it could be costly to underestimate an improving colt who was Gun Runner's third G1 winner the week before Taiba became his fourth. He won the Arkansas Derby decisively, by nearly 3L, over the closer Barber Road and the Wayne Lukas-trained filly Secret Oath, who could be the favorite for the G1 Kentucky Oaks.

NAME	SEX	SIRE	DAM	DAMSIRE
EPICENTER	c	NOT THIS TIME	SILENT CANDY	CANDY RIDE
WHITE ABARRIO	c	RACE DAY	CATCHING DIAMONDS	INTO MISCHIEF
ZANDON	c	UPSTART	MEMORIES PREVAIL	CREATIVE CAUSE
MO DONEGAL	c	UNCLE MO	CALLINGMISSBROWN	PULPIT
TAIBA	c	GUN RUNNER	NEEDMORE FLATTERY	FLATTER
CYBERKNIFE	c	GUN RUNNER	AWESOME FLOWER	FLOWER ALLEY
MESSIER	c	EMPIRE MAKER	CHECKERED PAST	SMART STRIKE
SMILE HAPPY	c	RUNHAPPY	PLEASANT SMILE	PLEASANT TAP
SIMPLIFICATION	c	NOT THIS TIME	SIMPLY CONFECTION	CANDY RIDE
BARBER ROAD	c	RACE DAY	ENCOUNTER	SOUTHERN IMAGE
UN OJO	g	LAOBAN	RISK A CHANCE	A.P. INDY
TIZ THE BOMB	c	HIT IT A BOMB	TIZ THE KEY	TIZNOW
CHARGE IT	c	TAPIT	I'LL TAKE CHARGE	INDIAN CHARLIE
ZOZOS	c	MUNNINGS	PAPA'S FOREST	FORESTY
EARLY VOTING	c	GUN RUNNER	AMOUR D'ETE	TIZNOW

*These were the six major trial winners.
Other contenders who ran and mostly placed
in the major trials include:*

MESSIER (3c Empire Maker), trainer Tim Yakteen, rider John Velazquez: ran the single biggest Beyer of any Derby contender when he won the G3 Robert Lewis at Santa Anita by 15L, running a Beyer 103. Looked all over the winner of the G1 Santa Anita Derby April 9 until Taiba appeared on the scene to spoil the party but still ran Beyer 99 in finishing second and it wouldn't take that much imagination to see Messier finish in front of Taiba the next time.

SMILE HAPPY (3c Runhappy), Trainer Kenny McPeek, rider Corey Lanerie: won the G2 Kentucky Jockey Club S. at Churchill Downs at the end of November, defeating Classic Causeway and White Abarrio. Returned at Fair Grounds to run second to Epicenter in the G2 Risen Star (his Beyer 94), then repeated his 94 when second to Zandon in the G1 Blue Grass.

SIMPLIFICATION (3c Not This Time): Trainer Antonio Sano, rider JL Ortiz: ran in all four Florida preps, winning the Mucho Macho Man (L) on January 1 and the G2 Fountain Of Youth (Beyer 96), and placing twice behind White Abarrio, second in the G3 Holy Bull and third in the G1 Florida Derby (his Beyer 92). Obviously has the seasoning and brought to you by the trainer of Gunnevera, who won the G2 Fountain Of Youth and hit the board in 5 G1's, earning \$5.5-million, so connections have 'previous'; they know what they're doing.

BARBER ROAD (3c Race Day), Trainer John Ortiz, rider Reylu Gutierrez: he placed in all four Oaklawn preps, running Beyer 88 when second to Cyberknife in the G1 Arkansas Derby. His relatively low Beyers mean he will be an overlay with the betting public, particularly to hit the board as he is a dour closer at shorter distances who looks like he will relish the 10-furlong Derby trip. I'll be using him for sure in the 'gimmicks'.

UN OJO (3g Laoban), Trainer Ricky Courville, rider Ramon Vazquez: NY-bred by the short-lived but freakishly good sire Laoban (by Uncle Mo). Ran second to Early Voting in the G3 Withers, then won the G2 Rebel at 75-1 but with a low Beyer of 84. He was nearly knocked into the fence in scrimmaging in the Arkansas Derby and ended up eighth of nine, but the race was a throw-out. He figures to be a big longshot again at Churchill Downs but might not be so far away as the odds will suggest.

TIZ THE BOMB (3c Hit It A Bomb), Trainer Kenny McPeek, rider B.J. Hernandez Jr: couldn't find him with a search warrant in the G3 Holy Bull in his only try on the dirt as a 3yo but had run a bang-up second to Godolphin's Modern Games in the G1 Breeders' Cup Juvenile Turf and impressively scored in the G3 Jeff Ruby Steaks Stakes (formerly the Jim Beam) on the synthetic at Turfway, running a Beyer 94. It's a big ask to now go and run a big race on the dirt but it's been done before and Kenny McPeek is an out-of-the-box guy, that's for sure.

CHARGE IT (3c Tapit), Trainer Todd Pletcher, rider Luis Saez: ran a very strong though green second to White Abarrio in the G1 Florida Derby in just his third career start (his Beyer 93). A conservative move would have been to miss the Derby and point him to the G1 Belmont, which has been won four times by sons of Tapit.

ZOZOS (3c Munnings), Trainer Brad Cox, rider Manny Franco: set the pace and held second behind Epicenter in the G2 Louisiana Derby in just his third start (his Beyer 98). Obviously very talented but like Taiba and Charge It lacks the seasoning for a 20-horse field, though this at least would be his fourth lifetime start.

EARLY VOTING (3c Gun Runner), Trainer Chad Brown, rider not named: would be a third runner from Gun Runner's first crop should he run in the Derby. He won the G3 Withers from the front in February in just his second start and finished second to Mo Donegal in the G2 Wood after setting the pace (his Beyer 96). There must be a doubt about him getting the 10-furlong trip and connections may opt to bypass the Derby and point him instead for the Preakness, which they won with Cloud Computing after placing in the Wood and skipping the Derby

LEADING KENTUCKY DERBY CONTENDERS

NAME	Age	Sex	SIRE	TRAINER	Probable JOCKEY	Last Race(s)	Pos	Grade	Race	Dist (f)	Time 5ths	Beyer	Prob Odds-1
EPICENTER	3	c	NOT THIS TIME	Steve Asmussen	Joel Rosairo	26-Mar	1st	G2	Louisiana Derby	9.5	154.1	102	7 to 2
						19-Feb	1st	G2	Risen Star	9	149.0	98	
WHITE ABARRIO	3	c	RACE DAY	Saffie Josphe Jr	Tyler Gaffalione	2-Apr	1st	G1	Florida Derby	9	150.3	96	6
						5-Feb	1st	G3	Holy Bull	8.5	142.4	97	
ZANDON	3	c	UPSTART	Chad Brown	Flavien Prat	9-Apr	1st	G1	Blue Grass	9	150.1	98	5
						19-Feb	3rd	G2	Risen Star	9	149.3	93	
						4-Dec	2nd	G2	Remsen	9	153.3	90	
MO DONEGAL	3	c	UNCLE MO	Todd Pletcher	Irada Ortiz Jr	9-Apr	1st	G2	Wood	9	147.4	96	8
						5-Feb	3rd	G3	Holy Bull	8.5	143.4	90	
						4-Dec	1st	G2	Remsen	9	153.3	90	
TAIBA	3	c	GUN RUNNER	Tim Yakteen	Mike Smith	9-Apr	1st	G1	Santa Anita Derby	9	148.2	102	10
CYBERKNIFE	3	c	GUN RUNNER	Brad Cox	Florient Geroux	2-Apr	1st	G1	Arkansas Derby	9	150.2	92	15
MESSIER	3	c	EMPIRE MAKER	Tim Yakteen	Johnny Velazquez	9-Apr	2nd	G1	Santa Anita Derby	9	148.4	99	10
						6-Feb	1st	G3	Robert E Lewis	8.5	142.4	103	
SMILE HAPPY	3	c	RUNHAPPY	Kenny McPeek	Corey Lanerie	9-Apr	2nd	G1	Blue Grass	9	150.4	94	12
						19-Feb	2nd	G2	Risen Star	9	149.3	94	
SIMPLIFICATION	3	c	NOT THIS TIME	Antonio Sano	Jose Ortiz	2-Apr	3rd	G1	Florida Derby	9	151.0	92	15
						5-Mar	1st	G2	Fountain Of Youth	8.5	144.0	96	
						5-Feb	2nd	G3	Holy Bull	8.5	143.4	91	
BARBER ROAD	3	c	RACE DAY	John Ortiz	Reylu Gutierrez	2-Apr	2nd	G1	Arkansas Derby	9	151.0	88	30
						26-Feb	3rd	G2	Rebel	8.5	145.4	83	
UN OJO	3	g	LAOBAN	Ricky Courville	Ramon Vazquez	2-Apr	8th	G1	Arkansas Derby	9	n/a	n/a	25
						26-Feb	1st	G2	Rebel	8.5	145.3	84	
TIZ THE BOMB	3	c	HIT IT A BOMB	Kenny McPeek	BJ Hernandez Jr	2-Apr	1st	G3	Jeff Ruby Steaks	aw9	148.3	94	25
CHARGE IT	3	c	TAPIT	Todd Pletcher	Luis Saez	2-Apr	2nd	G1	Florida Derby	9	150.4	93	15
ZOZOS	3	c	MUNNINGS	Brad Cox	Manny Franco	26-Mar	2nd	G2	Louisiana Derby	9.5	154.4	98	30
EARLY VOTING	3	c	GUN RUNNER	Chad Brown	Not Named	9-Apr	2nd	G2	Wood	9	148.0	96	30
						5-Feb	1st	G3	Withers	9	155.4	87	

SECTION 1.2: NORTH AMERICAN SALES RESULTS

FLORIDA 2YO SALES +12%, HIT FIVE-YEAR HIGH

As noted elsewhere in this issue the Australasian yearling sales were up 15% in gross (to a record A\$673-million) and 11% in average over the corresponding 2021 sales. The Florida 2yo sales at OBS and Gulfstream Park were up by a similar margin, the combined \$154,637,000 gross up 12% from \$137,532,000 to reach a five-year high. But Ocala consignors continue to focus their energies on their two big sales, OBS March and OBS April, which were up 30% and 24% in gross respectively, while Fasig-Tipton's Gulfstream catalogue was down 45% in number catalogued (186 to 103) and 48% in gross (\$25,360,000 to \$13,156,000). In 2021 the two OBS sales accounted for 81% of the gross of the three sales combined; this year it was 91%, so Fasig has their work cut out for them to

persuade consignors that being able to work their horses on a dirt, as opposed to a synthetic track, combined with allure of Miami, will ensure the survival of the Gulfstream Park sale.

Though the top sires on average were the top proven sires Medaglia D'Oro (7 sold/avg \$589,643), Curlin (7/\$528,656), Tapit (5/\$509,000), Into Mischief (16/\$467,336), and Uncle Mo (11/\$463,114), eight sires with their first 2yo's averaged \$140,000+: Justify (15/\$365,627), Bolt D'Oro (34/\$268,252), Mendelssohn (28/\$206,646), City of Light (15/\$157,417), Cloud Computing (15/\$152,633), Mo Town (18, \$148,091), Florida's Awesome Slew (6/\$144,167), and West Coast (25/\$141,200).

NORTH AMERICAN SIRES OF TWO-YEAR-OLDS

Thru April 22, 2022- OBS March & April, Fasig Gulfstream, Goffs Dubai, Goffs UK, Craven UK, - Sires with 2+ sold for 140k+ average.

SIRE NAME	YOB	HIS SIRE	FFLS	ST	2022 FEE	2019 FEE	# CAT	# RING	# SOLD	US\$ AVG	US\$ MED
MEDAGLIA D'ORO	1999	EL PRADO	2006	KY	100,000	200,000	15	9	7	589,643	275,000
CURLIN	2004	SMART STRIKE	2010	KY	175,000	175,000	12	7	7	528,656	510,000
TAPIT	2001	PULPIT	2006	KY	185,000	225,000	5	5	5	509,000	250,000
INTO MISCHIEF	2005	HARLAN'S HOLIDAY	2010	KY	250,000	150,000	33	18	16	467,336	441,189
UNCLE MO	2008	INDIAN CHARLIE	2013	KY	160,000	125,000	27	13	11	463,114	297,259
JUSTIFY	2015	SCAT DADDY	2020	KY	100,000	150,000	29	16	15	365,627	270,236
UPSTART	2012	FLATTER	2018	KY	10,000	10,000	3	3	3	313,333	385,000
GUN RUNNER	2013	CANDY RIDE	2019	KY	125,000	70,000	19	10	10	282,933	320,000
STREET SENSE	2004	STREET CRY	2009	KY	75,000	50,000	14	7	6	269,167	260,000
BOLT D'ORO	2015	MEDAGLIA D'ORO	2020	KY	20,000	25,000	46	39	34	268,252	187,500
RACE DAY	2011	TAPIT	2017	KOR	-	6,000	3	3	3	256,667	250,000
NYQUIST	2013	UNCLE MO	2018	KY	55,000	40,000	27	16	15	237,567	200,000
AMERICAN PHAROAH	2012	PIONEEROF THE NILE	2017	KY	80,000	110,000	22	15	13	235,161	140,000
MUNNINGS	2006	SPEIGHTSTOWN	2012	KY	85,000	20,000	39	19	13	233,454	100,000
RUNHAPPY	2012	SUPER SAVER	2018	KY	12,500	25,000	12	7	7	229,000	160,000
MORE THAN READY	1997	SOUTHERN HALO	2002	KY	50,000	80,000	30	21	15	220,857	110,000
ARROGATE	2013	UNBRIDLED'S SONG	2019	DEAD	-	75,000	14	11	8	207,076	175,803
MENDELSSOHN	2015	SCAT DADDY	2020	KY	35,000	35,000	46	31	28	206,646	145,000
WAR FRONT	2002	DANZIG	2008	KY	100,000	250,000	10	6	5	184,750	165,000
VIOLENCE	2010	MEDAGLIA D'ORO	2015	KY	25,000	40,000	13	9	9	178,222	70,000
PRACTICAL JOKE	2014	INTO MISCHIEF	2019	KY	35,000	30,000	38	25	19	177,053	160,000
LIAM'S MAP	2011	UNBRIDLED'S SONG	2017	KY	40,000	20,000	21	9	8	169,750	127,500
BAYERN	2011	OFFLEE WILD	2017	KOR	-	15,000	2	2	2	167,500	167,500
LAOBAN	2013	UNCLE MO	2018	DEAD	-	7,500	4	3	3	158,333	160,000
CITY OF LIGHT	2014	QUALITY ROAD	2020	KY	60,000	35,000	32	17	12	157,417	75,000
CONNECT	2013	CURLIN	2019	KY	25,000	20,000	17	9	6	157,000	60,000
SPEIGHTSTOWN	1998	GONE WEST	2006	KY	90,000	80,000	14	9	9	154,883	100,000
MACLEAN'S MUSIC	2008	DISTORTED HUMOR	2014	KY	50,000	25,000	25	10	8	153,292	148,169
ADIOS CHARLIE	2008	INDIAN CHARLIE	2013	FL	4,000	3,000	4	3	3	153,000	32,000
CLOUD COMPUTING	2014	MACLEAN'S MUSIC	2020	KY	5,000	7,500	27	19	15	152,633	135,000
NOT THIS TIME	2014	GIANT'S CAUSEWAY	2018	KY	45,000	15,000	10	5	3	151,667	160,000
UNION RAGS	2009	DIXIE UNION	2014	KY	30,000	60,000	17	9	8	151,250	110,000
TWIRLING CANDY	2007	CANDY RIDE	2013	KY	60,000	25,000	23	19	18	149,944	95,000
MO TOWN	2014	UNCLE MO	2020	KY	7,500	12,500	30	19	18	148,091	80,000
FLATTER	1999	A.P. INDY	2005	KY	35,000	40,000	9	6	6	145,833	130,000
AWESOME SLEW	2013	AWESOME AGAIN	2020	FL	4,000	5,000	7	7	6	144,167	87,500
ALTERNATION	2008	DISTORTED HUMOR	2015	KY	7,500	10,000	4	4	2	142,500	142,500
WEST COAST	2014	FLATTER	2020	KY	15,000	35,000	35	28	25	141,200	95,000
SHACKLEFORD	2008	FORESTRY	2014	KOR	-	20,000	5	5	4	140,000	117,500

For a complete roster of all 201 NA sires with two-year-olds sold at 2yoIT sales so far this year, please click here

**SECTION 1.3: LEADING YOUNG SIRES IN NORTH AMERICA,
EARNINGS THROUGH APRIL 17, 2022**

NORTH AMERICAN LEADING SIRES WITH FIRST FOALS 2018

RANK	STALLION	YOB	SIRE NAME	CURRENT ST	OTHER ST	RNRS	WNRS	EARNINGS	SWs	SHs	GWs	G1W	Win Dist
1	NOT THIS TIME	2014	GIANT'S CAUSEWAY	KY	KY	140	91	10,338,995	17	24	6	2	1386
2	NYQUIST	2013	UNCLE MO	KY	KY	146	69	9,014,723	8	26	5	2	1418
3	FROSTED	2012	TAPIT	KY	KY	182	87	7,043,233	6	15	2	0	1330
4	LAOBAN	2013	UNCLE MO	DEAD	NY	96	54	6,613,711	10	17	3	1	1369
5	RUNHAPPY	2012	SUPER SAVER	KY	KY	125	72	6,468,209	7	13	2	0	1353
6	UPSTART	2012	FLATTER	KY	KY	120	74	6,425,749	6	12	3	1	1377
7	SPEIGHTSTER	2012	SPEIGHTSTOWN	DEAD	KY	162	93	6,235,327	5	12	0	0	1260
8	EXAGGERATOR	2013	CURLIN	LA	KY	176	101	5,184,348	3	10	0	0	1377
9	OUTWORK	2013	UNCLE MO	KY	KY	137	64	4,867,210	6	14	0	0	1316
10	AIR FORCE BLUE	2013	WAR FRONT	KOR	KY	125	62	4,344,270	5	8	0	0	1401
11	VANCOUVER	2012	MEDAGLIA D'ORO	AUS	KY	99	64	4,164,760	3	7	1	0	1403
12	MSHAWISH	2010	MEDAGLIA D'ORO	KY	KY	95	57	3,310,975	2	9	2	0	1360
13	TOURIST	2011	TIZNOW	KY	KY	109	64	3,145,656	1	7	0	0	1413
14	BRODY'S CAUSE	2013	GIANT'S CAUSEWAY	KY	KY	90	47	3,031,043	3	8	2	1	1393
15	TERRITORIES	2012	INVINCIBLE SPIRIT	ENG	IRE	150	73	2,958,065	2	11	1	1	1542
16	UNCLE LINO	2013	UNCLE MO	PA	PA	73	48	2,915,638	0	7	0	0	1211
17	MOSLER	2011	WAR FRONT	MD	MD	68	45	2,871,795	2	2	0	0	1271
18	WAR DANCER	2010	WAR FRONT	NY	NY	85	31	2,727,595	1	8	0	0	1404
19	JESS'S DREAM	2012	CURLIN	FL	FL	81	43	2,701,246	3	6	1	0	1408
20	HIT IT A BOMB	2013	WAR FRONT	KY	KY	38	19	2,371,220	3	5	2	0	1433
21	PRIDE OF DUBAI	2012	STREET CRY	AUS	IRE	89	38	2,300,081	7	7	5	0	1558
22	PROTONICO	2011	GIANT'S CAUSEWAY	KY	KY	23	11	2,169,043	1	2	1	1	1425
23	CINCO CHARLIE	2012	INDIAN CHARLIE	TX	KY	56	39	1,733,380	1	4	0	0	1223
24	MARKING	2012	BERNARDINI	NM	NM	40	20	1,701,671	5	8	0	0	1160
25	FIRING LINE	2012	LINE OF DAVID	KY	KY	38	24	1,629,937	2	3	0	0	1243
26	ANCHOR DOWN	2011	TAPIT	IA	KY	47	20	1,593,530	0	5	0	0	1351
27	EFFINEX	2011	MINESHAFT	DEAD	NY	42	21	1,548,143	2	3	0	0	1461
28	RELOAD	2009	HARD SPUN	ON	ON	47	21	1,349,830	1	6	0	0	1187
29	TEXAS RED	2012	AFLEET ALEX	KY	KY	54	23	1,348,277	1	4	1	0	1334
30	HARRY'S HOLIDAY	2011	HARLAN'S HOLIDAY	IN	KY	25	13	1,305,296	2	4	0	0	1451
31	BIG BLUE KITTEN	2008	KITTEN'S JOY	KY	KY	40	22	1,303,923	1	1	0	0	1519
32	SOCIAL INCLUSION	2011	PIONEEROF THE NILE	FL	FL	38	23	1,237,298	1	3	0	0	1402
33	DEN'S LEGACY	2010	MEDAGLIA D'ORO	OK	OK	34	18	1,215,505	3	5	0	0	1318
34	SLUMBER	2008	CACIQUE	NY	KY	12	8	1,153,062	2	2	2	0	1611
35	PEACE AND JUSTICE	2010	WAR FRONT	PA	MD	42	22	1,049,033	1	2	0	0	1228
36	JUBA	2011	TAPIT	WV	WV	30	19	1,038,730	2	8	0	0	1106
37	STREET STRATEGY	2011	STREET SENSE	AR	AR	28	14	1,020,786	2	3	0	0	1265
38	IRONICUS	2011	DISTORTED HUMOR	URU	KY	28	14	930,919	1	1	1	0	1460
39	TAMARKUZ	2010	SPEIGHTSTOWN	LA	KY	35	22	894,799	1	2	1	0	1338
40	OPTIMIZER	2009	ENGLISH CHANNEL	KY	KY	26	12	826,450	1	2	1	0	1446
41	MAJESTIC HARBOR	2008	ROCKPORT HARBOR	DEAD	IN	17	10	816,705	1	2	0	0	1420
42	AMI'S HOLIDAY	2011	HARLAN'S HOLIDAY	ON	ON	23	14	795,283	0	3	0	0	1275
43	BRADERSTER	2010	LION HEART	TX	TX	31	18	759,290	0	1	0	0	1212
44	MARKAZ	2012	DARK ANGEL	ITY	IRE	74	31	719,673	2	2	2	0	1558
45	THE LAST LION	2014	CHOISIR	DEAD	IRE	47	15	443,239	0	1	0	0	1376
46	RIDE ON CURLIN	2011	CURLIN	FL	FL	24	8	429,601	0	2	0	0	1150
47	TAMARANDO	2011	BERTRANDO	CA	CA	20	8	384,148	0	1	0	0	1400
48	BARBADOS	2012	SPEIGHTSTOWN	MD	MD	7	5	317,704	0	0	0	0	1287
49	PRAYER FOR RELIEF	2008	JUMP START	IN	FL	11	6	271,119	0	0	0	0	1236
50	UNCLE VINNY	2013	UNCLE MO	PA	FL	10	7	208,898	0	0	0	0	1325

**Data provided by Arion Pedigrees, current through 4/17/2022. Win Dist= average winning distance in meters (200m = 1 furlong)*

NORTH AMERICAN LEADING SIRES WITH FIRST FOALS 2019

RANK	STALLION	YOB	SIRE NAME	CURRENT ST	OTHER ST	RNRS	WNRS	EARNINGS	SWs	SHs	GWs	G1W	Win Dist
1	GUN RUNNER	2013	CANDY RIDE	KY	KY	78	38	7,538,337	11	18	7	4	1414
2	PRACTICAL JOKE	2014	INTO MISCHIEF	KY	KY	100	38	3,578,064	6	9	2	0	1230
3	CONNECT	2013	CURLIN	KY	KY	77	32	3,110,814	3	6	2	1	1398
4	CLASSIC EMPIRE	2014	PIONEEROF THE NILE	KY	KY	71	33	2,803,719	3	8	1	0	1310
5	CUPID	2013	TAPIT	KY	KY	85	32	2,453,131	4	5	2	0	1411
6	ARROGATE	2013	UNBRIDLED'S SONG	DEAD	KY	52	23	2,205,392	2	4	1	0	1555
7	KLIMIT	2014	QUALITY ROAD	TUR	KY	86	38	2,068,634	1	7	0	0	1259
8	GORMLEY	2014	MALIBU MOON	KY	KY	69	32	1,760,505	2	6	1	0	1282
9	KEEN ICE	2012	CURLIN	KY	KY	83	27	1,701,363	0	3	0	0	1415
10	CARAVAGGIO	2014	SCAT DADDY	KY	IRE	105	38	1,627,808	4	8	2	1	1466
11	UNIFIED	2013	CANDY RIDE	KY	KY	64	24	1,559,568	3	6	0	0	1267
12	MOHAYMEN	2013	TAPIT	KY	KY	51	25	1,428,874	2	2	1	0	1272
13	AMERICAN FREEDOM	2013	PULPIT	KY	KY	67	28	1,422,504	0	3	0	0	1295
14	DIVINING ROD	2012	TAPIT	MD	MD	49	24	1,305,277	1	1	0	0	1288
15	GALILEO GOLD	2013	PACO BOY	IRE	IRE	74	31	1,094,949	4	8	2	1	1456
16	MASTERY	2014	CANDY RIDE	KY	KY	66	18	1,088,229	0	1	0	0	1352
17	ASTERNA	2013	MEDAGLIA D'ORO	KY	KY	39	14	1,087,186	1	6	1	0	1306
18	BAL A BALI	2010	PUT IT BACK	KY	KY	56	25	1,071,827	1	1	0	0	1215
19	NOBLE BIRD	2011	BIRDSTONE	FL	FL	32	15	905,155	2	3	0	0	1376
20	MIDNIGHT STORM	2011	PIONEEROF THE NILE	KY	KY	43	17	901,723	0	0	0	0	1319
21	LORD NELSON	2012	PULPIT	DEAD	KY	43	17	852,834	0	1	0	0	1250
22	DANZING CANDY	2013	TWIRLING CANDY	CA	CA	29	14	850,731	0	1	0	0	1217
23	STANFORD	2012	MALIBU MOON	CA	CA	40	19	846,601	0	3	0	0	1113
24	NEOLITHIC	2013	HARLAN'S HOLIDAY	FL	FL	21	11	812,366	2	2	0	0	1226
25	EL DEAL	2012	MUNNINGS	LA	LA	15	12	800,904	2	3	0	0	1152
26	VALIANT MINISTER	2013	CANDY RIDE	FL	FL	19	6	646,650	1	2	0	0	1325
27	BLOFELD	2012	QUALITY ROAD	MD	MD	14	14	640,178	0	1	0	0	1414
28	IRON FIST	2012	TAPIT	LA	LA	18	10	626,020	2	3	0	0	1131
29	HOLY BOSS	2012	STREET BOSS	MD	MD	26	9	577,197	0	1	0	0	1169
30	UNION JACKSON	2012	CURLIN	NY	NY	22	10	473,278	1	2	0	0	1263
31	MO TOM	2013	UNCLE MO	LA	LA	22	10	461,833	1	1	0	0	1292
32	MADEFROMLUCKY	2012	LOOKIN AT LUCKY	MD	MD	18	7	410,160	1	1	0	0	1404
33	BIRD SONG	2013	UNBRIDLED'S SONG	KSA	KY	12	4	392,889	1	2	1	0	1214
34	GREENPOINTCRUSADER	2013	BERNARDINI	FL	FL	26	9	390,461	0	0	0	0	1295
35	MR. Z	2012	MALIBU MOON	KY	KY	21	7	350,425	0	1	0	0	1265
36	HOOTENANNY	2012	QUALITY ROAD	KY	KY	9	6	245,466	1	1	0	0	1267
37	KOBE'S BACK	2011	FLATTER	MD	MD	13	4	230,674	0	0	0	0	1225
38	RAINBOW HEIR	2010	WILDCAT HEIR	MD	FL	9	4	167,814	0	1	0	0	1020
39	WILDCAT RED	2011	D'WILDCAT	KY	KY	8	2	149,364	0	0	0	0	1200
40	EDITORIAL	2014	WAR FRONT	MD	MD	4	2	143,062	0	2	0	0	1133
41	DORTMUND	2012	BIG BROWN	KOR	MD	7	3	136,957	0	1	0	0	1200
42	EAGLE	2012	CANDY RIDE	TX	TX	6	2	133,324	1	1	0	0	1266
43	WAR CORRESPONDENT	2010	WAR FRONT	TUR	KY	11	2	107,305	0	1	0	0	1150
44	TU BRUTUS	2012	SCAT DADDY	TUR	KY	6	3	64,735	0	0	0	0	1266
45	BATTLE OF MIDWAY	2014	SMART STRIKE	KY	DEAD	3	0	61,044	0	0	0	0	-
46	TOM'S READY	2013	MORE THAN READY	RETIRED	KY	7	1	57,778	0	0	0	0	1100
47	BIOGENIC	2013	TAPIT	KY	KY	2	1	48,191	0	0	0	0	1200
48	PERFECT TIMBER	2009	PERFECT SOUL	ON	ON	3	2	47,941	0	0	0	0	1450
49	ILIAD	2014	GHOSTZAPPER	AB	AB	5	2	31,261	0	1	0	0	1050
50	IRISH SURF	2010	GIANT'S CAUSEWAY	FL	FL	3	1	30,940	0	0	0	0	1200

**Data provided by Arion Pedigrees, current through 4/17/2022. Win Dist= average winning distance in meters (200m = 1 furlong)*

SECTION 2: AUSTRALASIA

SECTION 2.1: BLACK TYPE IN AUSTRALIA: WHY BREEDERS MUST ACT

By Bill Oppenheim

Since its invention by Fasig-Tipton in the 1950's **BLACK TYPE** has been the foundation of value in the breeding sector of the thoroughbred industry, for one very simple reason: if you're at an auction sale and reading a catalogue page, you can't miss it, it jumps off the page, and it's critically important because in our business, black type is the marker for class, and class quite rightly determines value.

In the 2021-2022 season there have been, or are scheduled to be, 72 races in Australia with purses of \$1 million or more; incomprehensibly, it should seem, 19% of these races (14/72) are not black-type races. Included among these are the \$15-million Everest, the \$7.5-million Golden Eagle, and the \$5-million All-Star Mile. The 72 races among them carry prize money of \$136,300,000, but 29% of those purses (\$39,800,000) are awarded in races without black type.

This doesn't just run the risk of devaluing Australian black type (who cares about winning a black-type race when you can win a race worth millions, just because it doesn't have black type?), and of devaluing the international black-type system in general; closer to home it makes it more difficult for new investors in the industry to calculate the value of horses they might bid on at sales, and in the context of a yearling market which was worth \$673-million this year, that matters. A lot.

In August 2021 Australia's Federation of Bloodstock Agents (FBAA) issued a statement calling on Australia's racing authorities to address the issue of black type in Australian races because of the ramifications of an incomplete pattern system to the breeding and sales sector of the industry. This appears to have fallen on deaf ears, but it shouldn't have. It appears the racing authorities in one of the major states take the view that betting turnover and its associated causal relationship with prize money is all that matters. This is amazingly short-sighted because it ignores the importance of black type in catalogue pages to potential owners – especially new owners – who must have the confidence that the information provided to them by sales companies on behalf of breeders correlates to class. It's the owners after all whose horses fill the races and if they can't have confidence in the system through which they acquire the best prospects, they may well be discouraged from becoming owners. That's not going to help field sizes.

For racing authorities to ignore the breeding sector betrays the same level of arrogance as we have

seen for so long in many other racing jurisdictions, in which administrators who "wouldn't know a horse from a hoe", as the incomparable Australian poet and turf writer Banjo Paterson put it, habitually ignore the vital role of bettors – only in reverse; in this case they are ignoring all other vital sectors of the business and putting all their administrative eggs in the bettors' basket. Ironic. Moreover, why should it make any difference to their bettor-centric model if these 14 \$1-million+ races worth almost \$40-million do get the black type they deserve? It wouldn't affect them adversely in any way, suggesting there must be another motivation for standing in the way of a rational system because of the way Racing Australia is set up (veto power for NSW or Victoria, as we understand it) – arrogance? Stubbornness? As things stand Australia's black-type system, and the breeders and owners who should be able to depend on it, are victims of the 'unintended consequences' of a defect in the structure of Racing Australia which allows this travesty to persist.

So what can the breeders and their agents the sales companies, and by inference the owners, all of whom should be able to depend on a rational black-type system, do about it? Absent a rational solution, I would have to suggest something pretty radical – boycott the Everest. It's the richest race in Australia, and it's not black type. In 2021 at least six of the 12 slot holders were breeders/commercial sellers or otherwise are part of, or have close ties with, the breeding sector - Coolmore, Goldolphin, Inglis (whose own sales catalogues are suffering from this injustice), Aquis, Yulong, and James Harron. If Racing NSW can't be bothered to clean up this eminently fixable anomaly, why should you be supporting them in suborning the black-type system on which you depend to sell horses?

By universal acclamation Australia has the best racing model in the world where ownership is open to everybody. I don't need to list its virtues, which begin with prize money and not coincidentally happens to include a billion-dollar breeding industry which supplies the racing which generates so much betting and such good prize money. Don't let the totally unnecessary exclusion from the black-type system of 14 races worth almost \$40-million be remembered as the Achilles heel which drove buyers to other jurisdictions where they could get more dependable reporting of Class. Simply cleaning this up would solve the problem and help propel Australia even further up the international ladder.



Nature Strip, winner of the 2021 Everest, a non black-type race worth AU\$15M

\$1M+ RACES IN AUSTRALIA 2021-2022 SEASON, BY GRADE & DATE

GRADE	REGION	STAKES NAME	DATE	TRACK	PURSE	CONDITIONS	DISTANCE
G1	MRC	Memsie Stakes	28-Aug	Caulfield	\$1,000,000	WFA 3up	1400m
G1	VRC	Makybe Diva Stakes	11-Sep	Flemington	\$1,000,000	WFA	1600m
G1	ATC	George Main Stakes	18-Sep	Randwick	\$1,000,000	WFA 3up	1600m
G1	MRC	Invitation Stakes	18-Sep	Caulfield	\$1,000,000	Hcp	1400m
G1	MVRC	A J Moir Stakes	24-Sep	Moonee Valley	\$1,000,000	WFA	1000m
G1	ATC	Golden Rose Stakes	25-Sep	Rosehill	\$1,000,000	SW 3yo	1400m
G1	MRC	Underwood Stakes	25-Sep	Hillside	\$1,000,000	WFA 3up	1800m
G1	ATC	Epsom Handicap	2-Oct	Randwick	\$1,500,000	Hcp 3up	1600m
G1	VRC	Turnbull Stakes	2-Oct	Flemington	\$1,000,000	SWP 4up	2000m
G1	MRC	Caulfield Guineas	9-Oct	Caulfield	\$2,000,000	SW 3yo	1600m
G1	ATC	Spring Champion Stakes	9-Oct	Randwick	\$1,000,000	SW 3yo	2000m
G1	MRC	Caulfield Stakes	9-Oct	Caulfield	\$1,000,000	WFA 3up	2000m
G1	MRC	Toorak Handicap	9-Oct	Caulfield	\$1,000,000	Hcp	1600m
G1	MRC	The Thousand Guineas	13-Oct	Caulfield	\$1,000,000	SW F 3yo	1600m
G1	MRC	Caulfield Cup	16-Oct	Caulfield	\$5,000,000	Hcp	2400m
G1	MVRC	Manikato Stakes	22-Oct	Moonee Valley	\$1,000,000	WFA	1200m
G1	MVRC	W S Cox Plate	23-Oct	Moonee Valley	\$5,000,000	WFA 3up	2040m
G1	VRC	Victoria Derby	30-Oct	Flemington	\$2,000,000	SW 3yo	2500m
G1	VRC	Cantala Stakes	30-Oct	Flemington	\$2,000,000	Qlty	1600m
G1	VRC	Ascot Vale Stakes	30-Oct	Flemington	\$1,500,000	SW 3yo	1200m
G1	VRC	Empire Rose Stakes	30-Oct	Flemington	\$1,000,000	WFA F&M 3up	1600m
G1	VRC	Melbourne Cup	2-Nov	Flemington	\$8,000,000	Hcp	3200m
G1	VRC	Vrc Oaks	4-Nov	Flemington	\$1,000,000	SW F 3yo	2500m
G1	VRC	Lks Mackinnon Stakes	6-Nov	Flemington	\$2,000,000	WFA	2000m
G1	VRC	Victoria Racing Club Stakes	6-Nov	Flemington	\$2,000,000	WFA	1200m
G1	WATC	Railway Stakes	20-Nov	Ascot	\$1,000,000	Qlty 3up	1600m
G1	WATC	Winterbottom Stakes	27-Nov	Ascot	\$1,000,000	WFA 3up	1200m
G1	WATC	Kingston Town Classic	4-Dec	Ascot	\$1,000,000	WFA 3up	1800m
G1	VRC	Vrc Lightning Stakes	19-Feb	Flemington	\$1,000,000	WFA	1000m
G1	MRC	Blue Diamond Stakes	26-Feb	Caulfield	\$1,500,000	SW 2yo	1200m
G1	ATC	Randwick Guineas	5-Mar	Randwick	\$1,000,000	SW 3yo	1600m
G1	VRC	Australian Guineas	5-Mar	Flemington	\$1,000,000	SW 3yo	1600m
G1	VRC	Australian Cup	12-Mar	Flemington	\$1,500,000	WFA	2000m
G1	VRC	Vrc Newmarket Handicap	12-Mar	Flemington	\$1,500,000	Hcp	1200m
G1	ATC	Golden Slipper Stakes	19-Mar	Rosehill	\$5,000,000	SW 2yo	1200m
G1	ATC	George Ryder Stakes	19-Mar	Rosehill	\$1,000,000	WFA 3up	1500m
G1	MVRC	William Reid Stakes	25-Mar	Moonee Valley	\$1,000,000	WFA	1200m

G1	ATC	H E Tancred Stakes	26-Mar	Rosehill	\$1,500,000	WFA 3up	2400m
G1	ATC	Doncaster Handicap	2-Apr	Randwick	\$3,000,000	Hcp 3up	1600m
G1	ATC	T J Smith Stakes	2-Apr	Randwick	\$2,500,000	WFA	1200m
G1	ATC	Atc Australian Derby	2-Apr	Randwick	\$2,000,000	SW 3yo	2400m
G1	ATC	Atc Sires Produce Stakes	2-Apr	Randwick	\$1,000,000	SW 2yo	1400m
G1	ATC	Atc Queen Elizabeth Stakes	9-Apr	Randwick	\$4,000,000	WFA 3up	2000m
G1	ATC	Sydney Cup	9-Apr	Randwick	\$2,000,000	Hcp 3up	3200m
G1	ATC	Atc Australian Oaks	9-Apr	Randwick	\$1,000,000	SW F 3yo	2400m
G1	ATC	Queen Of The Turf Stakes	9-Apr	Randwick	\$1,000,000	WFA F&M 3up	1600m
G1	BRC	Doomben 10,000	14-May	Doomben	\$1,000,000	WFA	1200m
G1	BRC	Doomben Cup	21-May	Doomben	\$1,000,000	WFA 3up	2000m
G1	BRC	Queensland Derby	28-May	Eagle Farm	\$1,000,000	SW 3yo	2400m
G2	ATC	Hill Stakes	2-Oct	Randwick	\$1,000,000	WFA 3up	2000m
G2	MVRC	Moonee Valley Gold Cup	23-Oct	Moonee Valley	\$1,000,000	SWP 4up	2500m
G2	ATC	Keith Mackay Handicap	9-Apr	Randwick	\$1,000,000	SWP F 2yo	1200m
G2	ATC	Royal Sovereign Stakes	9-Apr	Randwick	\$1,000,000	SW 3yo	1200m
G2	BRC	Brc Sires' Produce	28-May	Eagle Farm	\$1,000,000	SW 2yo	1400m
RL	GCTC	Magic Millions 2yo Classic	15-Jan	Gold Coast	\$2,000,000	SW 2yo	1200m
RL	GCTC	Magic Millions 3yo Guineas	15-Jan	Gold Coast	\$2,000,000	SWP 3yo	1400m
RL	GCTC	Magic Millions Cup	15-Jan	Gold Coast	\$1,000,000	Qlty	1400m
RL	ATC	Inglis Millennium	5-Feb	Warwick Farm	\$2,000,000	SW 2yo	1200m
SR	ATC	The Everest	16-Oct	Randwick	\$15,000,000	3up WFA	1200m
SR	ATC	The Kosciuszko	16-Oct	Randwick	\$1,300,000	3up SWP	1200m
SR	ATC	Bondi Stakes	23-Oct	Randwick	\$1,000,000	3yo SW	1600m
SR	ATC	The Invitation	23-Oct	Randwick	\$2,000,000	3up F&M SWP	1400m
SR	ATC	The Golden Eagle	30-Oct	Rosehill	\$7,500,000	4yo SW	1500m
SR	ATC	Classique Legend Stakes	30-Oct	Rosehill	\$1,000,000	3up SWP	1300m
SR	ATC	Golden Gift	6-Nov	Rosehill	\$1,000,000	2yo SW	1100m
SR	NJC	The Hunter	13-Nov	Newcastle	\$1,000,000	3up QHcp	1300m
SR	ILW TC	The Gong	20-Nov	Kembla	\$1,000,000	3up QHcp	1600m
SR	GCTC	Magic Millions Snippets	15-Jan	Gold Coast	\$1,000,000	3up SWP	1200m
SR	GCTC	Magic Millions Subzero	15-Jan	Gold Coast	\$1,000,000	QHcp	2400m
SR	GCTC	Magic Millions F&M	15-Jan	Gold Coast	\$1,000,000	3up F&M SWP	1300m
SR	GCTC	Magic Millions QTIS Open	15-Jan	Gold Coast	\$1,000,000	QHcp	1300m
SR	VRC	All-Star Mile	19-Mar	Flemington	\$5,000,000	WFA	1600m

SECTION 2.2: AUSTRALIASIAN SALES



*I Am Invincible, leading sire by 2022 yearling average
Photo courtesy Yarraman Park*

RECORD YEAR SEES A\$673-MILLION IN YEARLING SALES

Top 5 Sales Sires Generate 24% of Gross

Three months of furious selling, bookended by the A\$241-million Magic Millions sale on the Gold Coast in January and the April 5-6 Inglis Sydney Easter Sale, saw gross and average records shattered at every major Australian yearling sale. After Easter finished +14% in gross to \$153,085,000, with an 8% gain in average to \$399,700 (another \$115,000 in bids would have hit \$400,000), a total of 4,467 yearlings at the Australasian yearling sales through April 6 saw a total gross of A\$673-million, up 15%, or \$90-million, from 2021, with an 11% gain in average to A\$150,810. The 4,467 sales represented 84.4% of the horses sent through the ring (just 8.6% withdrawals), and an envious 77.1% of those catalogued. It's all looking very rosy in the Australasian commercial breeders' garden.

Aside from the usual susceptibility to overheated markets (though these are often tied to big stud fee rises, which still isn't the case in Australasia) and world economic events not in the control of the thoroughbred industry, the only cloud on the horizon for Australian commercial breeders is the failure of Australian racing authorities to address the black-type issues associated with the 14 races with prize money of \$1m+ which are not black-type races and thus in future years will not carry black type in sales catalogues; please see the article on pp. 8-10 for a detailed outline of this issue.

Australasia's leading 2022 sales sire, both in gross revenues generated (\$50,915,000) and average (\$578,580) is **I Am Invincible**, odds-on to finally win the Australian Sire Championship after four consecutive runner-up finishes. **Not A Single Doubt** averaged \$558,864 from 22 yearlings sold from his final crop. Four-time Champion Sire **Snitzel** generated \$41,015,000 in revenue from 74 yearlings averaging \$554,257, while the new top sprint sire

Zoustar generated \$42,845,000 from 99 yearlings which averaged \$432,778, and **Fastnet Rock**, now rated the number one APEX sire in Australia with a 3.48 A Runner Index (see pp. 15), made it five sires to average over \$400k as he had 30 sell for an average of \$421,667. Taken together the five sires who averaged over \$400k had a total of 313 yearlings sell (7% of the total) for \$159,720,000 – 24% of the total gross for the whole sales season. The 313 yearlings by the top five sires averaged \$510,287; the 4,154 yearlings by all other sires averaged \$123,724. Taken all together 4,467 yearlings selling for \$673,669,300 and averaging \$150,810 makes for pretty impressive reading.

Four other proven sires and three young guns also averaged over \$250,000. Last season's champion sire **Written Tycoon** (66/\$331,500), veterans **Exceed And Excel** (43/\$306,512), seven-time (and counting) Champion NZ sire **Savabeel** (53/\$305,377), and **Pierro** (69/\$262,971) represent the proven brigade, while young gun **Extreme Choice**, who now has a Sydney G1-winning 2yo in each of his first two crops but is hampered by fertility issues and smaller crops, had 22 yearlings average \$335,227 off a \$22,000 stud fee, along with top first-year sires **The Autumn Sun** (75/\$301,200) and **Justify** (62/\$254,677) were the top younger sires. Besides Extreme Choice, F2018 sires (1st 3yo's 2021/22) **Maurice** (35/\$191,200), New Zealand's **Tivaci** (31/\$183,290) and **Capitalist** (100/\$181,630), the top second-year sire by progeny earnings, all averaged over \$180,000. Top F2019 sires with their first 2yo's were leading Freshman Sire **Russian Revolution** (98/\$180,918) and **Almanzor** (63/\$174,651), while, after The Autumn Sun and Justify, the next two first-crop sires by yearling average were **Trapeze Artist** (80/\$208,338) and **Written By** (63/\$145,008).

AUSTRALASIAN YEARLING SALES 2022- LEADING SIRES OF YEARLINGS, 2+ SOLD

Thru 13 April, 2022: Magic Millions January, Perth, Tasmania, Adelaide, GC March; Inglis Classic, Melbourne, Easter; NZB Karaka

SIRE NAME	YOB	HIS SIRE	FFLS	ST	2021 FEE	2019 FEE	# CAT	# RING	# SOLD	AU\$ AVG	AU\$ MED
I AM INVINCIBLE	2004	INVINCIBLE SPIRIT	2011	NSW	220,000	247,500	112	102	88	578,580	500,000
NOT A SINGLE DOUBT	2001	REDOUTE'S CHOICE	2006	RETIRED	-	110,000	27	24	22	558,864	437,500
SNITZEL	2002	REDOUTE'S CHOICE	2007	NSW	165,000	220,000	84	75	74	554,257	400,000
ZOUSTAR	2010	NORTHERN METEOR	2015	NSW	154,000	154,000	118	106	99	432,778	325,000
FASTNET ROCK	2001	DANEHILL	2006	NSW	165,000	165,000	39	35	30	421,667	400,000
LOPE DE VEGA	2007	SHAMARDAL	2012	IRE	-	-	10	10	9	371,111	300,000
EXTREME CHOICE	2013	NOT A SINGLE DOUBT	2018	NSW	PVT	22,000	25	22	22	335,227	245,000
WRITTEN TYCOON	2002	IGLESIA	2008	VIC	165,000	110,000	84	72	66	331,500	280,000
KINGMAN	2011	INVINCIBLE SPIRIT	2016	ENG	150,000	75,000	6	6	5	325,000	300,000
EXCEED AND EXCEL	2000	DANEHILL	2005	NSW	132,000	88,000	58	49	43	306,512	270,000
SAVABEEL	2001	ZABEEL	2006	NZ	100,000	PVT	68	60	53	305,377	250,000
THE AUTUMN SUN	2015	REDOUTE'S CHOICE	2020	NSW	66,000	77,000	87	82	75	301,200	240,000
PIERRO	2009	LONHRO	2014	NSW	110,000	88,000	86	79	69	262,971	180,000
KEMENTARI	2014	LONHRO	2014	RETIRED	-	33,000	2	2	2	262,500	262,500
JUSTIFY	2015	SCAT DADDY	2020	NSW	55,000	PVT	77	71	62	254,677	195,000
LONHRO	1998	OCTAGONAL	2005	NSW	-	77,000	47	41	37	245,405	150,000
DUNDEEL	2009	HIGH CHAPARRAL	2015	NSW	66,000	66,000	122	112	100	229,950	200,000
DEEP FIELD	2010	NORTHERN METEOR	2016	NSW	88,000	44,000	142	133	123	226,081	200,000
TRAPEZE ARTIST	2014	SNITZEL	2020	NSW	66,000	88,000	97	90	80	208,338	160,000
INTO MISCHIEF	2010	HARLAN'S HOLIDAY	2010	KY	250,000	150,000	2	2	2	200,000	200,000
MAURICE	2011	SCREEN HERO	2018	JPN	44,000	27,500	40	40	35	191,200	150,000
MEDAGLIA D'ORO	1999	EL PRADO	2011	KY	-	-	4	3	3	190,000	150,000
TAVISTOCK	2005	MONTJEU	2011	DEAD	-	50,000	25	21	18	185,556	160,000
TIVACI	2012	HIGH CHAPARRAL	2018	NZ	12,500	20,000	33	32	31	183,290	160,000
CAPITALIST	2013	WRITTEN TYCOON	2018	NSW	99,000	55,000	124	109	100	181,630	150,000
STREET BOSS	2004	STREET CRY	2010	NSW	55,000	27,500	27	19	15	181,000	150,000
RUSSIAN REVOLUTION	2013	SNITZEL	2019	NSW	44,000	55,000	116	106	98	180,918	160,000
ALMANZOR	2013	WOOTTON BASSETT	2019	NZ	30,000	30,000	77	70	63	174,651	160,000
SO YOU THINK	2006	HIGH CHAPARRAL	2013	NSW	77,000	38,500	102	94	86	166,907	140,000
TORONADO	2010	HIGH CHAPARRAL	2016	VIC	49,500	27,500	71	65	58	162,328	125,000
BRAZEN BEAU	2011	I AM INVINCIBLE	2016	VIC	49,500	49,500	42	37	28	161,964	135,000
SHAMUS AWARD	2010	SNITZEL	2015	VIC	33,000	11,000	45	42	35	147,929	125,000
SHALAA	2013	INVINCIBLE SPIRIT	2018	NSW	44,000	33,000	70	67	64	147,336	122,500
WRITTEN BY	2015	WRITTEN TYCOON	2020	NSW	24,750	24,750	76	66	63	145,008	135,000
PER INCANTO	2004	STREET CRY	2012	NZ	25,000	17,500	51	43	37	141,878	110,000
HELLBENT	2012	I AM INVINCIBLE	2019	NSW	22,000	27,500	80	74	70	136,407	107,500
MORE THAN READY	1997	SOUTHERN HALO	2002	KY	-	55,000	49	44	38	133,447	112,500
CHURCHILL	2014	GALILEO	2019	NSW	22,000	22,000	24	21	14	131,786	140,000
VADAMOS	2011	MONSUN	2018	NZ	12,500	15,000	12	9	8	130,313	107,500
HARRY ANGEL	2014	DARK ANGEL	2020	NSW	16,500	22,000	61	56	52	127,385	100,000
SPIRIT OF BOOM	2007	SEQUALO	2015	QLD	33,000	44,000	92	77	69	125,341	100,000
AMERICAN PHAROAH	2012	PIONEEROF THE NILE	2018	KY	49,500	66,000	56	45	37	120,135	100,000
MENARI	2014	SNITZEL	2019	NSW	11,000	16,500	17	16	14	119,643	82,500
NICCONI	2005	BIANCONI	2011	VIC	27,500	38,500	43	36	33	119,485	100,000
SAXON WARRIOR	2015	DEEP IMPACT	2020	NSW	13,750	24,750	24	22	18	117,167	82,500
MERCHANT NAVY	2014	FASTNET ROCK	2019	NSW	33,000	55,000	66	59	51	116,275	80,000
REAL STEEL	2012	DEEP IMPACT	2020	JPN	-	16,500	14	10	9	111,111	90,000
TERRITORIES	2012	INVINCIBLE SPIRIT	2018	NSW	11,000	16,500	9	8	7	103,571	70,000
STARSPANGLED BANNER	2006	CHOISIR	2012	VIC	16,500	22,000	15	12	12	103,542	60,000
GINGERBREAD MAN	2007	SHAMARDAL	2014	WA	-	4,400	3	3	2	102,500	102,500
OCEAN PARK	2008	THORN PARK	2014	NZ	30,000	15,000	52	43	33	102,439	80,000
PARIAH	2014	REDOUTE'S CHOICE	2019	NSW	16,500	22,000	53	50	45	101,900	80,000
XTRAVAGANT	2012	PENTIRE	2018	NSW	11,000	16,500	14	12	12	101,250	80,000
NO NAY NEVER	2011	SCAT DADDY	2016	IRE	-	44,000	15	12	10	98,500	87,500
IFFRAAJ	2001	ZAFONIC	2009	ENG	-	25,000	27	24	17	97,706	70,000
WANDJINA	2011	SNITZEL	2016	VIC	8,800	22,000	3	3	2	97,500	97,500

For a complete roster of all 240 ANZ sires with yearlings sold so far this year, please [click here](#)

SECTION 2.3: AUSTRALASIAN APEX



Fastnet Rock, leading sire by APEX A Runner Index Photo courtesy Coolmore

FASTNET ROCK TOPS AUSTRALASIAN APEX RATINGS Extreme Choice In Top-5 Territory Among Strong Group of F2018 Sires

Twice Champion Sire in Australia and the sire of 185 SW worldwide, **Fastnet Rock** (3.48) has climbed to the top of the tree to rate as the leading Australasian sire by A Runner Index, among sires with 200+ year-starters (a horse is counted as one year-starter each season or year it starts), covering racing from the beginning of the 2015/16 season through April 16, 2022. During that period (APEX ratings are calculated on a rolling seven-season or seven-year basis; [click here](#) for a complete explanation of APEX ratings) Fastnet Rock sired 132 'A Runners' (top 2% earners/runners in a season/year) from 1,898 year-starters, an average of 271 starters per season.

Four-time Champion Sire **Snitzel** (3.31) is second by A Runner Index, with seven-time NZ Champion Sire **Savabeel** (3.21) third and three-time Champion Sire **Redoute's Choice** (3.11) fourth. In the APEX rating system, 2% A Runners/Runners equals a 1.00 A Runner Index, so a sire with a 3.00 A Runner Index has 6.00% A Runners/Runners over the last seven seasons. Fastnet Rock has therefore sired 6.96% A Runners/Runners from the beginning of the 2015/16 season, which leads all sires with 200+ Southern Hemisphere year-starters.

Sometime shuttler **Teofilo** (3.11) ranks fifth, ahead of Western Australia's **Playing God** (2.90). The top ten is rounded out by **Not A Single Doubt** (2.84), **I Am Invincible** (2.65), **Zoustar** (2.52) and F2018 sire **Capitalist** (2.52), the only sire with first 3yo's to have 200+ year-starters. The rapidly upwardly mobile **Shamus Award** (2.40), who stood for \$11,000 in 2019 and will be standing for \$88,000 in 2022, heads the second ten, followed by **So You Think** (2.34), another Western Australian sire in **Gingerbread Man** (2.20), **Dundeel** (2.18), **Pierro** (2.10), **Exceed And Excel** and **Lonhro** (both 2.09), New Zealand's **Ocean Park** (2.05), **Brazen Beau** (1.99), and **Toronado** (1.94). The two WA sires in the top 20, as you can see have numbers of year-starters in the 200's compared to those from the Eastern states, the lowest of which (aside from Capitalist) is in the 500's.

There are in fact eight different APEX ratings which apply across all Regions (there are three Regions in our Southern Hemisphere coverage – Australasia, South America, and South Africa): A Runner (top 2%), B Runner (next 2%), C Runner (next 4%), and ABC Runner (top 8% combined) Indexes, plus ABC Runner Age Ratings for 2yo's, 3yo's, 4yo's, and 5yo's and up. In this issue we are publishing four Top 30 lists for 165 Australasian sires with 200+ year-starters and at least 3yo's in the last season covered: A Runner Index; Number of A Runners; ABC Runner Index; and Number of ABC Runners for the last seven seasons. The complete APEX data is available on our website. We should also note that sires have to have at least 3yo's to be assigned APEX ratings: we don't assign them to sires with their first 2yo's as the numbers can be all over the place.

One big advantage of APEX sire ratings compared to rating methods like Progeny Earnings or the Average-Earnings Index is they cannot be skewed by one or two huge earners. In the 2020/21 season the threshold for top 2% earners (the bottom of the top 2%) was A\$137,237; a horse was an A Runner last season whether it earned \$137,237 or \$10,137,237. Through April 16 this season the threshold was \$115,865 but by the end of the season it will be more the level of last season as at the time we ran the numbers there was still 30% of the season left to go. APEX ratings measure the frequency with which sires produce runners which can get in the top 2%, 4%, or 8% of runners.

Because APEX ratings are earnings-based horses can become A Runners even if they don't get black type. This is particularly important in Australia, since as we've noted elsewhere almost 20% of Australia's 72 \$1-million-plus races are not black type. So a horse like King's Consort, a 2yo who broke his maiden in the \$1-million Showdown at Caulfield April 23, earning \$550,000, is an A Runner because he is making money for his owners even though he has no black type. These races really should have black type, in our view, but as long as they don't APEX

ratings find them: King's Consort is one more A Runner for Ilovethiscity.

Back to our Top 30 lists. We've discussed the leading sires by A Runner Index. The top sire by ABC Runner Index is the WA sire Playing God (2.29), appropriately a son of the multiple champion WA sire Blackfriars but with only a fraction of the runners of the Eastern sires on this list. Snitzel for example has a 2.25 ABC Index with 2,338 year-starters; incidentally, for the ABC Index $8\% = 1.00$, so we can calculate that Snitzel has 18.00% ABC Runners (2.25×8), meaning two out of every 11 runners by Snitzel at least reaches the C Runner threshold in earnings (\$53,226 in 2020/21), which even at Sydney prices puts them close to the break-even point in training expenses. If you find it a sobering thought that 92% of runners don't earn that much in a season, you're not wrong. But that's the gamble.

The top ten sires by this metric have ABC indexes of 1.76 and higher; 1.75 equals 14% ABC Runners/Runners. These are all familiar names: I Am Invincible (2.14); Fastnet Rock (2.06); Redoute's Choice (2.04); Savabeel (1.98); Teofilo (1.82); So You Think (1.81); Not A Single Doubt (1.79); and Zoustar (1.76).

Index tables do highlight sires like **Playing God** who are doing well with fewer crops than seven and/or limited numbers so we also find it instructive to look at the leading sires by sheer number of A Runners and ABC Runners over the last seven seasons – keeping in mind one horse can be an A Runner every season it reaches the A Runner earnings threshold – Winx counted as six A Runners for Street Cry. Given that caveat Snitzel (155) leads the pack by number of A Runners, followed by Fastnet Rock (132), Savabeel (118), I Am Invincible (112), and Not A Single Doubt (95). Snitzel (421) is also the leading sire of ABC Runners, ahead of I Am Invincible (362), Fastnet Rock (313), Savabeel (292), and Sebring (285).

F2018 SIRES: THE NEXT WAVE

After I Am Invincible, whose first foals were born in 2011 and raced in the 2013-14 season, three of the four top sires to emerge in Australia were not sprint sire kings like Snitzel (runners' average winning distance 1278m), Not A Single Doubt (1293m), Written Tycoon (1247m), and I Am Invincible (1184m). F2013 So You Think's AWD is 1646m, F2014 Pierro 1517m, and F2015 Dundee 1640m; only F2015 Zoustar (1256m) fits the Sprint King profile. So Australian breeders have been waiting for the emergence of the next group of star sires of sprinters and precocity. They have arrived with the F2018 sire class (1st 3yo's this season), and particularly with the emerging force that is Newgate Stud sires.

Newgate retired four prospects in 2017, and three of them have hit the target; only Winning Rupert, now moving to Queensland, doesn't rank among the top 10 second-crop ANZ sires. All three of Newgate's 'keepers'

are foals of 2013 who raced against each other as 2yo's in the 2015/16 season and were 3yo's in 2016/17. Their two stars are **Extreme Choice**, by Not A Single Doubt, who won the G1 Blue Diamond at two and the G1 Moir (1000m) at three, and **Capitalist**, by Written Tycoon, who won the 2016 G1 Golden Slipper. With just 70 foals in his first two crops due to his well-documented fertility issues, and just 54 year-starters through April 16, Extreme Choice has eight A Runners, for an astronomical 7.41 A Runner Index. Capitalist clearly has no fertility issues and from around 300 foals in his first two crops he has 11 A Runners (2.52 A Runner Index) and 27 ABC Runners (1.55 ABC Index), his tallies of A Runners and ABC Runners comfortably in front of his fellow F2018 sires. These numbers are reflected in their upcoming 2022 fees: \$275,000 for Extreme Choice and \$99,000 for Capitalist. The third remaining member of Newgate's F2018 cast is **Flying Artie**, by Artie Schiller, who won the G1 Coolmore Stud S. (1200m) as a 3yo, having run second to Extreme Choice in the G1 Blue Diamond and third to Capitalist in the G1 Golden Slipper (Extreme Choice 8th) as a 2yo. Flying Artie (1.92) ranks third among F2018 sires by number of A Runners (5) and is tied for fourth by number of ABC Runners (12) yet has been cut to \$22,000 for the coming season from \$33,000 last season; that makes him a good Value Sire by our reckoning.

Extreme Choice has sired seven individual A Runners (Tiger of Malay qualifies as an A Runner both seasons, to make eight in the APEX calculations), including 2yo G1 winners Stay Inside (2021 Golden Slipper) and She's Extreme (2022 Champagne) and 2yo G2 winner (and 3yo G3 winner) Tiger of Malay. Our research has found that horses who sire 10%+ A Runners/Foals and 4%+ G1+G2 winners/foals are a rare breed indeed – Top Five country. In the Northern Hemisphere Galileo, Dubawi, Tapit, War Front, and Frankel have achieved those sorts of percentages; Redoute's Choice, Snitzel, and Savabeel come closest in Australasia. That's the territory Extreme Choice inhabits based on his early returns.

Small-crop F2018 sires **Rebel Dane** (4.76 – 2f Fireburn) and **Worthy Cause** (4.17 – 3f Hinged) and WA sires **Awesome Rock** (3.95) and **Rommel** (3.33) feature in the current F2018 top ten by A Runner Index, along with NZ sires **Turn Me Loose** (2.11) and **Belardo** (1.90) and the Victoria shuttler by Tapit, **Frosted** (2.59). On the ABC Index Top Ten, **Maurice** (1.98), **Star Turn** (1.68), and **Xtravagant** (1.23) also merit mentions. Capitalist (11), Extreme Choice (8), and Flying Artie (5) are a Newgate trifecta by number of A Runners, while Star Turn and **Shalaa** have four each. Capitalist (27) is out on his own by number of ABC Runners, followed by Maurice and Star Turn with 16 each (Maurice has only two A Runners so far but he looks very promising with 3-time G1 winner and \$3.1-million earner Hitotsu and new G2 winner Mazu), and Extreme Choice and Flying Artie, with 12 ABC Runners each.

[If you'd like to see a complete listing of all 249 Australasian sires with APEX ratings, please click here](#)

**TABLE 1: SH APEX 16 APRIL: TOP 30 ANZ SIRES
BY A RUNNER INDEX (200+ YEAR-STARTERS)**

SIRE	YOB	HIS SIRE	1 st Foals	ST	RUNNERS	A's	A Index	ABC's	ABC Index
FASTNET ROCK	2001	DANEHILL	2006	NSW	1898	132	3.48	313	2.06
SNITZEL	2002	REDOUTE'S CHOICE	2007	NSW	2338	155	3.31	421	2.25
SAVABEEL	2001	ZABEEL	2006	NZ	1839	118	3.21	292	1.98
REDOUTE'S CHOICE	1996	DANEHILL	2001	DEAD	1223	76	3.11	200	2.04
TEOFILO	2004	GALILEO	2010	IRE	569	35	3.08	83	1.82
PLAYING GOD	2007	BLACKFRIARS	2015	WA	224	13	2.90	41	2.29
NOT A SINGLE DOUBT	2001	REDOUTE'S CHOICE	2006	RETIRED	1670	95	2.84	239	1.79
I AM INVINCIBLE	2004	INVINCIBLE SPIRIT	2011	NSW	2113	112	2.65	362	2.14
ZOUSTAR	2010	NORTHERN METEOR	2015	NSW	911	46	2.52	128	1.76
CAPITALIST	2013	WRITTEN TYCOON	2018	NSW	218	11	2.52	27	1.55
SHAMUS AWARD	2010	SNITZEL	2015	VIC	562	27	2.40	73	1.62
SO YOU THINK	2006	HIGH CHAPARRAL	2013	NSW	1349	63	2.34	195	1.81
GINGERBREAD MAN	2007	SHAMARDAL	2014	WA	250	11	2.20	30	1.50
DUNDEEL	2009	HIGH CHAPARRAL	2015	NSW	664	29	2.18	74	1.39
PIERRO	2009	LONHRO	2014	NSW	1070	45	2.10	140	1.64
EXCEED AND EXCEL	2000	DANEHILL	2005	NSW	1553	65	2.09	206	1.66
LONHRO	1998	OCTAGONAL	2005	NSW	1435	60	2.09	180	1.57
OCEAN PARK	2008	THORN PARK	2014	NZ	757	31	2.05	89	1.47
BRAZEN BEAU	2011	I AM INVINCIBLE	2016	VIC	402	16	1.99	39	1.21
TORONADO	2010	HIGH CHAPARRAL	2016	VIC	463	18	1.94	64	1.73
SHOCKING	2005	STREET CRY	2012	NZ	704	27	1.92	79	1.40
SHOOTING TO WIN	2011	NORTHERN METEOR	2016	NSW	442	17	1.92	43	1.22
SPIRIT OF BOOM	2007	SEQUALO	2015	QLD	852	32	1.88	85	1.25
SEBRING	2005	MORE THAN READY	2010	DEAD	2308	86	1.86	285	1.54
DARCI BRAHMA	2002	DANEHILL	2008	NZ	1033	37	1.79	125	1.51
PINS	1996	SNIPPETS	2001	DEAD	962	34	1.77	115	1.49
MEDAGLIA D'ORO	1999	EL PRADO	2011	KY	1068	37	1.73	146	1.71
CHARM SPIRIT	2011	INVINCIBLE SPIRIT	2016	NZ	291	10	1.72	30	1.29
EPAULETTE	2009	COMMANDS	2015	TUR	586	20	1.71	60	1.28

TABLE 2: SH APEX 16 APRIL: TOP 30 ANZ SIRES BY NUMBER OF A RUNNERS (200+ YEAR-STARTERS)

SIRE	YOB	HIS SIRE	1 st Foals	ST	RUNNERS	A's	A Index	ABC's	ABC Index
SNITZEL	2002	REDOUTE'S CHOICE	2007	NSW	2338	155	3.31	421	2.25
FASTNET ROCK	2001	DANEHILL	2006	NSW	1898	132	3.48	313	2.06
SAVABEEL	2001	ZABEEL	2006	NZ	1839	118	3.21	292	1.98
I AM INVINCIBLE	2004	INVINCIBLE SPIRIT	2011	NSW	2113	112	2.65	362	2.14
NOT A SINGLE DOUBT	2001	REDOUTE'S CHOICE	2006	RETIRED	1670	95	2.84	239	1.79
SEBRING	2005	MORE THAN READY	2010	DEAD	2308	86	1.86	285	1.54
REDOUTE'S CHOICE	1996	DANEHILL	2001	DEAD	1223	76	3.11	200	2.04
WRITTEN TYCOON	2002	IGLESIA	2008	VIC	2176	74	1.70	255	1.46
EXCEED AND EXCEL	2000	DANEHILL	2005	NSW	1553	65	2.09	206	1.66
SO YOU THINK	2006	HIGH CHAPARRAL	2013	NSW	1349	63	2.34	195	1.81
LONHRO	1998	OCTAGONAL	2005	NSW	1435	60	2.09	180	1.57
CHOISIR	1999	DANEHILL DANCER	2004	DEAD	1674	50	1.49	153	1.14
ZOUSTAR	2010	NORTHERN METEOR	2015	NSW	911	46	2.52	128	1.76
PIERRO	2009	LONHRO	2014	NSW	1070	45	2.10	140	1.64
TAVISTOCK	2005	MONTJEU	2011	DEAD	1437	43	1.50	161	1.40
MAGNUS	2002	FLYING SPUR	2009	VIC	1448	39	1.35	150	1.29
DARCI BRAHMA	2002	DANEHILL	2008	NZ	1033	37	1.79	125	1.51
MEDAGLIA D'ORO	1999	EL PRADO	2011	KY	1068	37	1.73	146	1.71
NICCONI	2005	BIANCONI	2011	VIC	1578	37	1.17	157	1.24
ALL TOO HARD	2009	CASINO PRINCE	2014	NSW	1265	36	1.42	134	1.32
TEOFILO	2004	GALILEO	2010	IRE	569	35	3.08	83	1.82
STAR WITNESS	2007	STARCRAFT	2012	VIC	1581	35	1.11	113	0.89
PINS	1996	SNIPPETS	2001	DEAD	962	34	1.77	115	1.49
MORE THAN READY	1997	SOUTHERN HALO	2002	KY	1449	34	1.17	127	1.10
IFFRAAJ	2001	ZAFONIC	2009	ENG	1064	33	1.55	84	0.99
SPIRIT OF BOOM	2007	SEQUALO	2015	QLD	852	32	1.88	85	1.25
PER INCANTO	2004	STREET CRY	2012	NZ	976	32	1.64	107	1.37
SMART MISSILE	2008	FASTNET ROCK	2013	NSW	1493	32	1.07	151	1.26
OCEAN PARK	2008	THORN PARK	2014	NZ	757	31	2.05	89	1.47
HINCHINBROOK	2007	FASTNET ROCK	2012	DEAD	1247	31	1.24	126	1.26

**TABLE 3: SH APEX 16 APRIL: TOP 30 ANZ SIRE
BY ABC RUNNER INDEX (200+ YEAR-STARTERS)**

SIRE	YOB	HIS SIRE	1 st Foals	ST	RUNNERS	A's	A Index	ABC's	ABC Index
PLAYING GOD	2007	BLACKFRIARS	2015	WA	224	13	2.90	41	2.29
SNITZEL	2002	REDOUTE'S CHOICE	2007	NSW	2338	155	3.31	421	2.25
I AM INVINCIBLE	2004	INVINCIBLE SPIRIT	2011	NSW	2113	112	2.65	362	2.14
FASTNET ROCK	2001	DANEHILL	2006	NSW	1898	132	3.48	313	2.06
REDOUTE'S CHOICE	1996	DANEHILL	2001	DEAD	1223	76	3.11	200	2.04
SAVABEEL	2001	ZABEEL	2006	NZ	1839	118	3.21	292	1.98
TEOFILO	2004	GALILEO	2010	IRE	569	35	3.08	83	1.82
SO YOU THINK	2006	HIGH CHAPARRAL	2013	NSW	1349	63	2.34	195	1.81
NOT A SINGLE DOUBT	2001	REDOUTE'S CHOICE	2006	RETIRED	1670	95	2.84	239	1.79
ZOUSTAR	2010	NORTHERN METEOR	2015	NSW	911	46	2.52	128	1.76
TORONADO	2010	HIGH CHAPARRAL	2016	VIC	463	18	1.94	64	1.73
MEDAGLIA D'ORO	1999	EL PRADO	2011	KY	1068	37	1.73	146	1.71
EXCEED AND EXCEL	2000	DANEHILL	2005	NSW	1553	65	2.09	206	1.66
PIERRO	2009	LONHRO	2014	NSW	1070	45	2.10	140	1.64
SHAMUS AWARD	2010	SNITZEL	2015	VIC	562	27	2.40	73	1.62
LONHRO	1998	OCTAGONAL	2005	NSW	1435	60	2.09	180	1.57
CAPITALIST	2013	WRITTEN TYCOON	2018	NSW	218	11	2.52	27	1.55
SEBRING	2005	MORE THAN READY	2010	DEAD	2308	86	1.86	285	1.54
DARCI BRAHMA	2002	DANEHILL	2008	NZ	1033	37	1.79	125	1.51
GINGERBREAD MAN	2007	SHAMARDAL	2014	WA	250	11	2.20	30	1.50
PINS	1996	SNIPPETS	2001	DEAD	962	34	1.77	115	1.49
OCEAN PARK	2008	THORN PARK	2014	NZ	757	31	2.05	89	1.47
WRITTEN TYCOON	2002	IGLESIA	2008	VIC	2176	74	1.70	255	1.46
SHOCKING	2005	STREET CRY	2012	NZ	704	27	1.92	79	1.40
TAVISTOCK	2005	MONTJEU	2011	DEAD	1437	43	1.50	161	1.40
DUNDEEL	2009	HIGH CHAPARRAL	2015	NSW	664	29	2.18	74	1.39
DEMERIT	2006	LONHRO	2012	DEAD	457	14	1.53	51	1.39
PROISIR	2009	CHOISIR	2016	NZ	308	9	1.46	34	1.38
PER INCANTO	2004	STREET CRY	2012	NZ	976	32	1.64	107	1.37
ANIMAL KINGDOM	2008	LEROIDESANIMAUX	2014	JPN	455	14	1.54	50	1.37

**TABLE 4: SH APEX 16 APRIL: TOP 30 ANZ SIRES
BY NUMBER OF ABC RUNNERS (200+ YEAR-STARTERS)**

SIRE	YOB	HIS SIRE	1 st Foals	ST	RUNNERS	A's	A Index	ABC's	ABC Index
SNITZEL	2002	REDOUTE'S CHOICE	2007	NSW	2338	155	3.31	421	2.25
I AM INVINCIBLE	2004	INVINCIBLE SPIRIT	2011	NSW	2113	112	2.65	362	2.14
FASTNET ROCK	2001	DANEHILL	2006	NSW	1898	132	3.48	313	2.06
SAVABEEL	2001	ZABEEL	2006	NZ	1839	118	3.21	292	1.98
SEBRING	2005	MORE THAN READY	2010	DEAD	2308	86	1.86	285	1.54
WRITTEN TYCOON	2002	IGLESIA	2008	VIC	2176	74	1.70	255	1.46
NOT A SINGLE DOUBT	2001	REDOUTE'S CHOICE	2006	RETIRED	1670	95	2.84	239	1.79
EXCEED AND EXCEL	2000	DANEHILL	2005	NSW	1553	65	2.09	206	1.66
REDOUTE'S CHOICE	1996	DANEHILL	2001	DEAD	1223	76	3.11	200	2.04
SO YOU THINK	2006	HIGH CHAPARRAL	2013	NSW	1349	63	2.34	195	1.81
LONHRO	1998	OCTAGONAL	2005	NSW	1435	60	2.09	180	1.57
TAVISTOCK	2005	MONTJEU	2011	DEAD	1437	43	1.50	161	1.40
NICCONI	2005	BIANCONI	2011	VIC	1578	37	1.17	157	1.24
CHOISIR	1999	DANEHILL DANCER	2004	DEAD	1674	50	1.49	153	1.14
SMART MISSILE	2008	FASTNET ROCK	2013	NSW	1493	32	1.07	151	1.26
MAGNUS	2002	FLYING SPUR	2009	VIC	1448	39	1.35	150	1.29
MEDAGLIA D'ORO	1999	EL PRADO	2011	KY	1068	37	1.73	146	1.71
PIERRO	2009	LONHRO	2014	NSW	1070	45	2.10	140	1.64
ALL TOO HARD	2009	CASINO PRINCE	2014	NSW	1265	36	1.42	134	1.32
ZOUSTAR	2010	NORTHERN METEOR	2015	NSW	911	46	2.52	128	1.76
MORE THAN READY	1997	SOUTHERN HALO	2002	KY	1449	34	1.17	127	1.10
HINCHINBROOK	2007	FASTNET ROCK	2012	DEAD	1247	31	1.24	126	1.26
DARCI BRAHMA	2002	DANEHILL	2008	NZ	1033	37	1.79	125	1.51
FOXWEDGE	2008	FASTNET ROCK	2013	VIC	1191	25	1.05	118	1.24
PINS	1996	SNIPPETS	2001	DEAD	962	34	1.77	115	1.49
STAR WITNESS	2007	STARCRAFT	2012	VIC	1581	35	1.11	113	0.89
CASINO PRINCE	2003	FLYING SPUR	2009	NSW	1185	17	0.72	112	1.18
BLACKFRIARS	1996	DANEHILL	2002	DEAD	1381	26	0.94	111	1.00
PER INCANTO	2004	STREET CRY	2012	NZ	976	32	1.64	107	1.37
BEL ESPRIT	1999	ROYAL ACADEMY	2004	VIC	1359	25	0.92	107	0.98

TABLE 5: SH APEX 16 APRIL: TOP 10 ANZ F2018 SIRES BY A RUNNER INDEX

SIRE	YOB	HIS SIRE	1 st Foals	ST	RUNNERS	A's	A INDEX	ABC's	ABC Index
EXTREME CHOICE	2013	NOT A SINGLE DOUBT	2018	NSW	54	8	7.41	12	2.78
REBEL DANE	2009	CALIFORNIA DANE	2018	NSW	21	2	4.76	3	1.79
WORTHY CAUSE	2011	CHOISIR	2018	QLD	24	2	4.17	3	1.56
AWESOME ROCK	2011	FASTNET ROCK	2018	WA	38	3	3.95	9	2.96
ROMMEL	2011	COMMANDS	2018	WA	45	3	3.33	8	2.22
FROSTED	2012	TAPIT	2018	VIC	58	3	2.59	9	1.94
CAPITALIST	2013	WRITTEN TYCOON	2018	NSW	218	11	2.52	27	1.55
TURN ME LOOSE	2011	IFFRAAJ	2018	NZ	71	3	2.11	6	1.06
FLYING ARTIE	2013	ARTIE SCHILLER	2018	NSW	130	5	1.92	12	1.15
BELARDO	2012	LOPE DE VEGA	2018	NZ	79	3	1.90	7	1.11

TABLE 6: SH APEX 16 APRIL: TOP 10 ANZ F2018 SIRES BY NUMBER OF A RUNNERS

SIRE	YOB	HIS SIRE	1 st Foals	ST	RUNNERS	A's	A INDEX	ABC's	ABC Index
CAPITALIST	2013	WRITTEN TYCOON	2018	NSW	218	11	2.52	27	1.55
EXTREME CHOICE	2013	NOT A SINGLE DOUBT	2018	NSW	54	8	7.41	12	2.78
FLYING ARTIE	2013	ARTIE SCHILLER	2018	NSW	130	5	1.92	12	1.15
STAR TURN	2013	STAR WITNESS	2018	NSW	119	4	1.68	16	1.68
SHALAA	2013	INVINCIBLE SPIRIT	2018	NSW	144	4	1.39	9	0.78
AWESOME ROCK	2011	FASTNET ROCK	2018	WA	38	3	3.95	9	2.96
ROMMEL	2011	COMMANDS	2018	WA	45	3	3.33	8	2.22
FROSTED	2012	TAPIT	2018	VIC	58	3	2.59	9	1.94
TURN ME LOOSE	2011	IFFRAAJ	2018	NZ	71	3	2.11	6	1.06
BELARDO	2012	LOPE DE VEGA	2018	NZ	79	3	1.90	7	1.11

TABLE 7: SH APEX 16 APRIL: TOP 10 ANZ 2018 SIRES BY ABC RUNNER INDEX

SIRE	YOB	HIS SIRE	1 st Foals	ST	RUNNERS	A's	A INDEX	ABC's	ABC Index
AWESOME ROCK	2011	FASTNET ROCK	2018	WA	38	3	3.95	9	2.96
EXTREME CHOICE	2013	NOT A SINGLE DOUBT	2018	NSW	54	8	7.41	12	2.78
ROMMEL	2011	COMMANDS	2018	WA	45	3	3.33	8	2.22
MAURICE	2011	SCREEN HERO	2018	NSW	101	2	0.99	16	1.98
FROSTED	2012	TAPIT	2018	VIC	58	3	2.59	9	1.94
REBEL DANE	2009	CALIFORNIA DANE	2018	NSW	21	2	4.76	3	1.79
STAR TURN	2013	STAR WITNESS	2018	NSW	119	4	1.68	16	1.68
WORTHY CAUSE	2011	CHOISIR	2018	QLD	24	2	4.17	3	1.56
CAPITALIST	2013	WRITTEN TYCOON	2018	NSW	218	11	2.52	27	1.55
XTRAVAGANT	2012	PENTIRE	2018	NSW	71	2	1.41	7	1.23

TABLE 8: SH APEX 16 APRIL: TOP 10 ANZ 2018 SIRES BY NUMBER OF ABC RUNNERS

SIRE	YOB	HIS SIRE	1 st Foals	ST	RUNNERS	A's	A INDEX	ABC's	ABC Index
CAPITALIST	2013	WRITTEN TYCOON	2018	NSW	218	11	2.52	27	1.55
MAURICE	2011	SCREEN HERO	2018	NSW	101	2	0.99	16	1.98
STAR TURN	2013	STAR WITNESS	2018	NSW	119	4	1.68	16	1.68
EXTREME CHOICE	2013	NOT A SINGLE DOUBT	2018	NSW	54	8	7.41	12	2.78
FLYING ARTIE	2013	ARTIE SCHILLER	2018	NSW	130	5	1.92	12	1.15
AWESOME ROCK	2011	FASTNET ROCK	2018	WA	38	3	3.95	9	2.96
FROSTED	2012	TAPIT	2018	VIC	58	3	2.59	9	1.94
SHALAA	2013	INVINCIBLE SPIRIT	2018	NSW	144	4	1.39	9	0.78
ROMMEL	2011	COMMANDS	2018	WA	45	3	3.33	8	2.22
ASTEREN	2013	MEDAGLIA D'ORO	2018	NSW	104	2	0.96	8	0.96

TABLE 9: SH APEX 16 APRIL: ANZ F2018 SIRES- ALPHABETICAL ROSTER

SIRE	YOB	HIS SIRE	1 st Foals	ST	RUNNERS	A's	A INDEX	ABC's	AB Index
ALPINE EAGLE	2011	HIGH CHAPARRAL	2018	TAS	62	1	0.81	2	0.40
AMERICAN PHAROAH	2012	PIONEEROF THE NILE	2018	KY	96	2	1.04	5	0.65
ASTERN	2013	MEDAGLIA D'ORO	2018	NSW	104	2	0.96	8	0.96
AWESOME ROCK	2011	FASTNET ROCK	2018	WA	38	3	3.95	9	2.96
BELARDO	2012	LOPE DE VEGA	2018	NZ	79	3	1.90	7	1.11
CABLE BAY	2011	INVINCIBLE SPIRIT	2018	VIC	68	1	0.74	5	0.92
CAPITALIST	2013	WRITTEN TYCOON	2018	NSW	218	11	2.52	27	1.55
DEFCON	2013	CHOISIR	2018	QLD	39	0	0	2	0.64
DIVINE PROPHET	2013	CHOISIR	2018	QLD	110	2	0.91	4	0.45
EXTREME CHOICE	2013	NOT A SINGLE DOUBT	2018	NSW	54	8	7.41	12	2.78
FLYING ARTIE	2013	ARTIE SCHILLER	2018	NSW	130	5	1.92	12	1.15
FROSTED	2012	TAPIT	2018	VIC	58	3	2.59	9	1.94
HOLLER	2012	COMMANDS	2018	VIC	50	1	1.00	1	0.25
KISS AND MAKE UP	2013	MORE THAN READY	2018	QLD	42	0	-	0	-
LUCKY STREET	2012	ORATORIO	2018	WA	29	0	0	1	0.43
MAURICE	2011	SCREEN HERO	2018	NSW	101	2	0.99	16	1.98
MIKKI ISLE	2011	DEEP IMPACT	2018	JPN	52	1	0.96	2	0.48
ODYSSEY MOON	2012	SNITZEL	2018	NSW	31	0	0	1	0.40
PALENTINO	2012	TEOFILO	2018	VIC	50	0	0	1	0.25
PREFERMENT	2011	ZABEEL	2018	NZ	27	0	-	0	-
RAGEESE	2012	STREET CRY	2018	NZ	31	0	-	0	-
REBEL DANE	2009	CALIFORNIA DANE	2018	NSW	21	2	4.76	3	1.79
ROMMEL	2011	COMMANDS	2018	WA	45	3	3.33	8	2.22
SHALAA	2013	INVINCIBLE SPIRIT	2018	NSW	144	4	1.39	9	0.78
SIR PRANCEALOT	2010	TAMAYUZ	2018	SA	38	0	0	3	0.99
SOOBOOG	2012	SNITZEL	2018	NSW	109	0	-	0	-
STAR TURN	2013	STAR WITNESS	2018	NSW	119	4	1.68	16	1.68
STRATUM STAR	2011	STRATUM	2018	NSW	73	1	0.68	1	0.17
SWEAR	2013	REDOUTE'S CHOICE	2018	VIC	22	0	0	1	0.57
TARZINO	2012	TAVISTOCK	2018	NZ	48	1	1.04	3	0.78
TELPERION	2013	STREET CRY	2018	NZ	33	1	1.52	1	0.38
TERRITORIES	2012	INVINCIBLE SPIRIT	2018	NSW	30	0	0	2	0.83
TIVACI	2012	HIGH CHAPARRAL	2018	NZ	69	2	1.45	2	0.36
TURN ME LOOSE	2011	IFFRAAJ	2018	NZ	71	3	2.11	6	1.06
UNDER THE LOUVRE	2010	EXCELLENT ART	2018	QLD	31	0	0	1	0.40
VADAMOS	2011	MONSUN	2018	NZ	79	1	0.63	5	0.79
VANBRUGH	2012	ENCOSTA DE LAGO	2018	NZ	20	0	0	1	0.63
VERT DE GRECE	2012	VERGLAS	2018	WA	20	0	0	1	0.63
WINNING RUPERT	2013	WRITTEN TYCOON	2018	QLD	86	0	0	5	0.73
WORTHY CAUSE	2011	CHOISIR	2018	QLD	24	2	4.17	3	1.56
WROTE	2009	HIGH CHAPARRAL	2018	NZ	20	0	-	0	-
XTRAVAGANT	2012	PENTIRE	2018	NSW	71	2	1.41	7	1.23

SECTION 2.4: LEADING YOUNG SIRES IN AUSTRALASIA

EARNINGS THROUGH APRIL 17, 2022

AUSTRALASIAN LEADING SIRES WITH FIRST FOALS 2017

RANK	STALLION	YOB	SIRE NAME	CURRENT ST	OTHER ST	RNRS	WNRS	EARNINGS	SWs	SHs	GWs	G1W	Win Dist
1	PRIDE OF DUBAI	2012	STREET CRY	NSW	IRE	169	88	8,526,750	6	17	3	0	1279
2	SPILL THE BEANS	2012	SNITZEL	DEAD	QLD	183	91	8,430,370	2	6	1	0	1274
3	HEADWATER	2012	EXCEED AND EXCEL	NSW	NSW	161	85	7,937,433	3	9	2	0	1158
4	VANCOUVER	2012	MEDAGLIA D'ORO	VIC	KY	162	90	7,922,149	4	7	3	0	1370
5	REAL IMPACT	2008	DEEP IMPACT	JPN	NSW	118	65	6,632,898	1	5	1	0	1392
6	PRESS STATEMENT	2012	HINCHINBROOK	NSW	NSW	127	71	5,603,365	2	7	0	0	1270
7	KERMADEC	2011	TEOFILO	NSW	NSW	89	39	5,600,615	3	4	2	2	1554
8	NIGHT OF THUNDER	2011	DUBAWI	IRE	VIC	42	37	5,042,197	5	7	3	1	1311
9	I'M ALL THE TALK	2010	STRATUM	WA	WA	58	35	4,834,242	2	7	1	0	1219
10	SUPER ONE	2012	I AM INVINCIBLE	NSW	NSW	140	70	4,500,757	0	1	0	0	1201
11	RICH ENUFF	2011	WRITTEN TYCOON	VIC	VIC	101	68	3,693,639	2	3	1	0	1161
12	EXOSPHERE	2012	LONHRO	QLD	NSW	101	49	3,561,833	3	6	2	0	1212
13	CONTRIBUTER	2010	HIGH CHAPARRAL	NZ	NZ	75	43	2,963,472	2	6	2	1	1475
14	OUTREACH	2012	EXCEED AND EXCEL	NSW	NSW	114	51	2,789,322	1	3	0	0	1198
15	NOSTRADAMUS	2011	MEDAGLIA D'ORO	SA	VIC	58	28	2,321,161	2	4	0	0	1216
16	BULL POINT	2010	FASTNET ROCK	NSW	NSW	61	31	2,045,396	0	1	0	0	1340
17	SCISSOR KICK	2011	REDOUTE'S CHOICE	FR	NSW	80	43	1,966,201	0	2	0	0	1270
18	SWEYNESSE	2011	LONHRO	NZ	NZ	75	25	1,492,961	4	7	3	0	1371
19	MONGOLIAN KHAN	2011	HOLY ROMAN EMPEROR	NZ	NZ	75	30	1,443,143	1	2	1	0	1718
20	VALENTIA	2011	FASTNET ROCK	SA	SA	36	16	1,068,482	0	2	0	0	1259
21	READY FOR VICTORY	2012	MORE THAN READY	VIC	VIC	41	20	1,043,868	0	0	0	0	1371
22	PANZER DIVISION	2011	REDOUTE'S CHOICE	NSW	NSW	27	16	986,108	0	0	0	0	1223
23	TRUST IN A GUST	2010	KEEP THE FAITH	VIC	VIC	40	15	948,427	0	1	0	0	1367
24	FREE EAGLE	2011	HIGH CHAPARRAL	IRE	NSW	49	16	896,198	0	1	0	0	1636
25	CRITERION	2010	SEBRING	RETIRED	NSW	11	5	890,475	0	0	0	0	1370
26	VESPA	2011	ELUSIVE CITY	NZ	NZ	58	20	883,554	3	5	0	0	1312
27	JABALI	2011	EXCEED AND EXCEL	QLD	QLD	28	14	766,840	0	0	0	0	1230
28	DANDINO	2007	DANSILI	VIC	VIC	25	10	551,980	0	0	0	0	1602
29	COMPLACENT	2010	AUTHORIZED	NZ	NZ	34	14	481,479	0	0	0	0	1758
30	GOLDEN HORN	2012	CAPE CROSS	ENG	ENG	4	3	319,385	0	0	0	0	1433
31	THE BOLD ONE	2010	FASTNET ROCK	NZ	NZ	25	8	237,120	0	0	0	0	1450
32	VA PENSIERO	2010	STRATUM	NSW	NSW	8	3	132,735	0	0	0	0	1166
33	PRIDE OF DUBAI	2012	STREET CRY	NSW	IRE	169	88	8,526,750	6	17	3	0	1279
34	SPILL THE BEANS	2012	SNITZEL	DEAD	QLD	183	91	8,430,370	2	6	1	0	1274
35	HEADWATER	2012	EXCEED AND EXCEL	NSW	NSW	161	85	7,937,433	3	9	2	0	1158
36	VANCOUVER	2012	MEDAGLIA D'ORO	VIC	KY	162	90	7,922,149	4	7	3	0	1370
37	REAL IMPACT	2008	DEEP IMPACT	JPN	NSW	118	65	6,632,898	1	5	1	0	1392
38	PRESS STATEMENT	2012	HINCHINBROOK	NSW	NSW	127	71	5,603,365	2	7	0	0	1270
39	KERMADEC	2011	TEOFILO	NSW	NSW	89	39	5,600,615	3	4	2	2	1554
40	NIGHT OF THUNDER	2011	DUBAWI	IRE	VIC	42	37	5,042,197	5	7	3	1	1311
41	I'M ALL THE TALK	2010	STRATUM	WA	WA	58	35	4,834,242	2	7	1	0	1219
42	SUPER ONE	2012	I AM INVINCIBLE	NSW	NSW	140	70	4,500,757	0	1	0	0	1201
43	RICH ENUFF	2011	WRITTEN TYCOON	VIC	VIC	101	68	3,693,639	2	3	1	0	1161
44	EXOSPHERE	2012	LONHRO	QLD	NSW	101	49	3,561,833	3	6	2	0	1212
45	CONTRIBUTER	2010	HIGH CHAPARRAL	NZ	NZ	75	43	2,963,472	2	6	2	1	1475
46	OUTREACH	2012	EXCEED AND EXCEL	NSW	NSW	114	51	2,789,322	1	3	0	0	1198
47	NOSTRADAMUS	2011	MEDAGLIA D'ORO	SA	VIC	58	28	2,321,161	2	4	0	0	1216
48	BULL POINT	2010	FASTNET ROCK	NSW	NSW	61	31	2,045,396	0	1	0	0	1340
49	SCISSOR KICK	2011	REDOUTE'S CHOICE	FR	NSW	80	43	1,966,201	0	2	0	0	1270
50	SWEYNESSE	2011	LONHRO	NZ	NZ	75	25	1,492,961	4	7	3	0	1371

*Data provided by Arion Pedigrees, current through 4/17/2022. Win Dist= average winning distance in meters (200m = 1 furlong)

AUSTRALASIAN LEADING SIREs WITH FIRST FOALS 2018

RANK	STALLION	YOB	SIRE NAME	CURRENT ST	OTHER ST	RNRS	WNRS	EARNINGS	SWs	SHs	GWs	G1W	Win Dist
1	CAPITALIST	2013	WRITTEN TYCOON	NSW	NSW	159	63	8,185,634	8	19	4	1	1111
2	MAURICE	2011	SCREEN HERO	JPN	NSW	67	36	7,115,751	2	10	2	1	1337
3	EXTREME CHOICE	2013	NOT A SINGLE DOUBT	NSW	NSW	38	24	5,686,815	7	7	5	2	1156
4	REBEL DANE	2009	CALIFORNIA DANE	NSW	VIC	14	7	4,442,220	2	3	2	1	1205
5	SHALAA	2013	INVINCIBLE SPIRIT	NSW	FR	107	39	4,407,645	3	9	3	0	1165
6	FLYING ARTIE	2013	ARTIE SCHILLER	NSW	NSW	91	33	4,336,534	3	5	1	1	1179
7	STAR TURN	2013	STAR WITNESS	NSW	NSW	83	43	3,902,687	2	8	0	0	1153
8	XTRAVAGANT	2012	PENTIRE	NSW	NSW	54	21	2,625,861	3	4	1	0	1243
9	FROSTED	2012	TAPIT	VIC	KY	42	18	2,414,256	2	4	2	0	1099
10	ASTEREN	2013	MEDAGLIA D'ORO	NSW	NSW	78	32	2,025,590	2	5	1	0	1241
11	DIVINE PROPHET	2013	CHOISIR	QLD	NSW	81	32	1,829,671	2	3	2	0	1177
12	ROMMEL	2011	COMMANDS	WA	WA	29	17	1,811,852	2	4	1	0	1260
13	TIVACI	2012	HIGH CHAPARRAL	NZ	NZ	56	19	1,731,316	2	4	2	1	1371
14	WINNING RUPERT	2013	WRITTEN TYCOON	QLD	NSW	58	26	1,600,900	1	4	0	0	1114
15	AWESOME ROCK	2011	FASTNET ROCK	WA	WA	29	13	1,486,200	2	4	1	0	1366
16	CABLE BAY	2011	INVINCIBLE SPIRIT	VIC	ENG	44	16	1,441,483	2	3	0	0	1235
17	TURN ME LOOSE	2011	IFFRAAJ	NZ	NZ	57	18	1,379,349	5	8	3	1	1405
18	WORTHY CAUSE	2011	CHOISIR	QLD	QLD	17	10	1,329,435	1	1	1	1	1247
19	SOOBOOG	2012	SNITZEL	NSW	NSW	82	28	1,168,728	0	2	0	0	1080
20	VADAMOS	2011	MONSUN	NZ	IRE	65	19	1,137,664	3	3	1	0	1381
21	TARZINO	2012	TAVISTOCK	NZ	NZ	40	12	1,064,609	1	2	1	0	1632
22	BELARDO	2012	LOPE DE VEGA	NZ	IRE	57	23	932,716	2	5	1	0	1322
23	MIKKI ISLE	2011	DEEP IMPACT	JPN	NSW	39	15	847,530	0	0	0	0	1114
24	STRATUM STAR	2011	STRATUM	NSW	NSW	54	13	782,275	0	0	0	0	1215
25	DEFCON	2013	CHOISIR	QLD	QLD	28	8	631,498	0	0	0	0	1166
26	SIR PRANCEALOT	2010	TAMAYUZ	SA	CA	28	10	588,103	0	0	0	0	1411
27	HOLLER	2012	COMMANDS	VIC	VIC	39	10	536,626	0	0	0	0	1224
28	TERRITORIES	2012	INVINCIBLE SPIRIT	NSW	NSW	23	12	533,040	0	0	0	0	1230
29	LUCKY STREET	2012	ORATORIO	WA	WA	19	5	438,040	0	1	0	0	1142
30	ODYSSEY MOON	2012	SNITZEL	NSW	NSW	24	8	393,132	0	1	0	0	1452
31	PALENTINO	2012	TEOFILO	VIC	VIC	43	7	336,880	0	0	0	0	1215
32	UNDER THE LOUVRE	2010	EXCELLENT ART	QLD	QLD	26	7	332,145	0	0	0	0	1215
33	KISS AND MAKE UP	2013	MORE THAN READY	QLD	QLD	30	8	315,790	0	0	0	0	1216
34	WOLF CRY	2012	STREET CRY	VIC	VIC	13	4	298,005	0	2	0	0	1175
35	KING'S TROOP	2012	REDOUTE'S CHOICE	WA	WA	12	4	249,945	0	1	0	0	1325
36	VERT DE GRECE	2012	VERGLAS	WA	WA	17	3	242,170	0	1	0	0	1300
37	SWEAR	2013	REDOUTE'S CHOICE	VIC	VIC	17	5	239,533	0	0	0	0	1340
38	LIONHEARTED	2013	FASTNET ROCK	DEAD	TAS	19	5	225,022	0	0	0	0	1190
39	FURNACES	2012	EXCEED AND EXCEL	NSW	NSW	14	4	211,458	0	0	0	0	1100
40	WROTE	2009	HIGH CHAPARRAL	NZ	NZ	18	5	191,246	0	2	0	0	1389
41	PREFERMENT	2011	ZABEEL	NZ	NZ	27	6	187,145	0	1	0	0	1436
42	VANBRUGH	2012	ENCOSTA DE LAGO	NZ	NZ	16	6	167,372	0	1	0	0	1343
43	TELPERION	2013	STREET CRY	NZ	NZ	31	5	165,705	1	2	1	0	1219
44	MAHUTA	2012	FLYING SPUR	WA	WA	12	5	151,310	0	0	0	0	1343
45	PUCCINI	2010	ENCOSTA DE LAGO	NZ	NZ	14	4	113,562	0	1	0	0	1552
46	RAGEESE	2012	STREET CRY	NZ	NZ	22	3	80,974	0	0	0	0	1333
47	DE GAULLE	2014	EXCEED AND EXCEL	VIC	VIC	6	1	61,435	0	0	0	0	1000
48	PRINCE OF BROOKLYN	2012	MAGNUS	NZ	NZ	4	1	44,463	0	0	0	0	1300
49	LAST TYPHOON	2012	STREET CRY	VIC	VIC	3	1	31,460	0	0	0	0	1200
50	AMERICA	2013	SNITZEL	SA	SA	5	0	24,530	0	0	0	0	

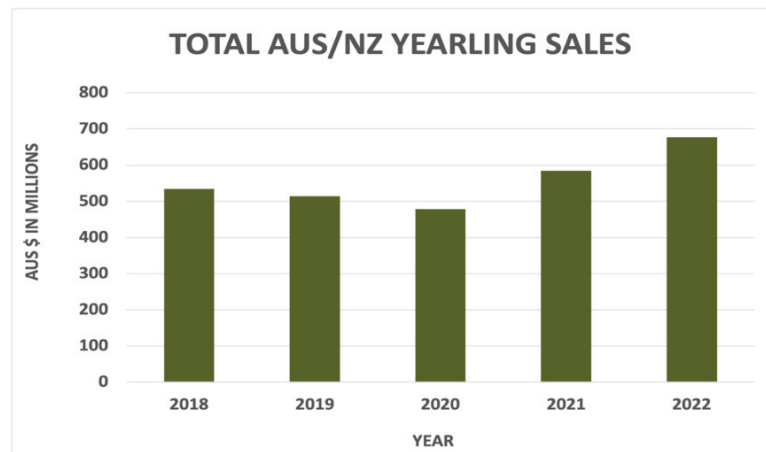
*Data provided by Arion Pedigrees, current through 4/17/2022. Win Dist= average winning distance in meters (200m = 1 furlong)

SECTION 3: WORLDWIDE SALES TICKER

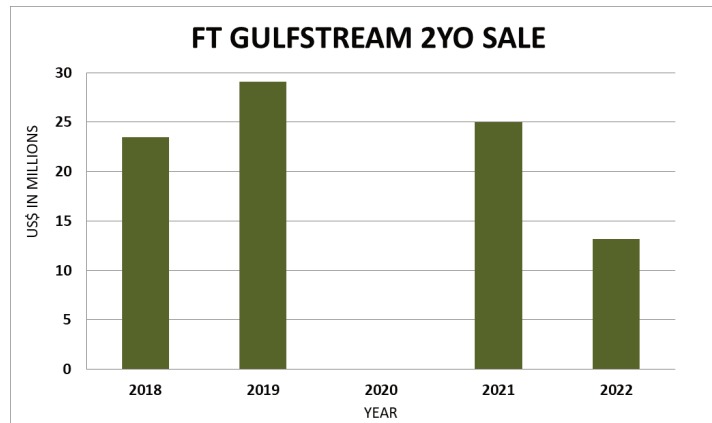
Through April 22, 2022



YEAR	CAT	RING	SOLD	% W/D	% S/R	% S/C	GROSS \$	AVG \$
2022	487	438	383	10.1%	87.4%	78.6%	153,085,000	399,700
2021	466	406	365	12.9%	89.9%	78.3%	134,665,000	368,945
2020	514	345	223	32.9%	64.6%	43.4%	69,890,500	313,410
2019	450	407	346	9.6%	85.0%	76.9%	122,795,500	354,900
2018	450	397	337	11.8%	84.9%	74.9%	116,847,500	346,728

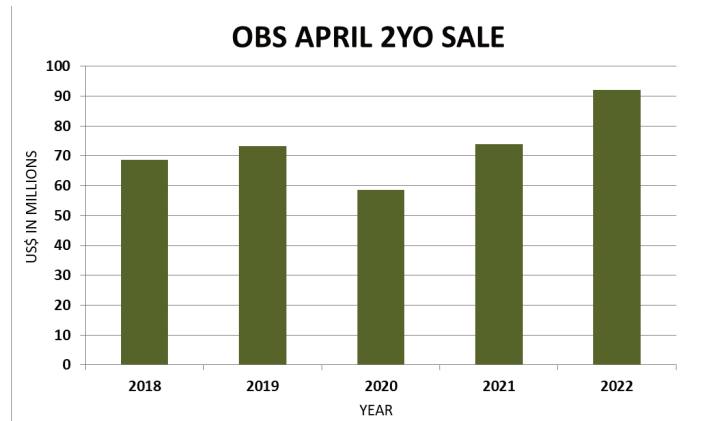


YEAR	CAT	RING	SOLD	% W/D	% S/R	% S/C	GROSS \$	AVG \$
2022	5,793	5,293	4,467	8.6%	84.4%	77.1%	673,669,300	150,810
2021	5,530	4,929	4,284	10.9%	86.9%	77.5%	583,942,500	136,308
2020	5,747	5,028	4,095	12.5%	81.4%	71.3%	478,647,098	116,886
2019	5,852	5,278	4,277	9.8%	81.0%	73.1%	513,880,988	120,150
2018	5,657	5,159	4,394	8.8%	85.2%	77.7%	534,140,250	121,561

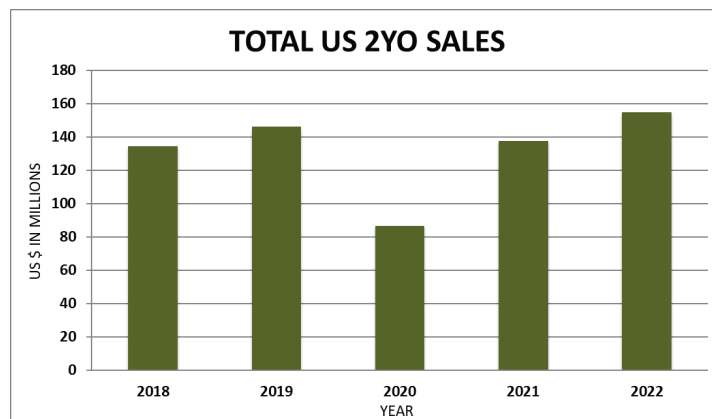


YEAR	CAT	RING	SOLD	% W/D	% S/R	% S/C	GROSS \$	AVG \$
2022	103	86	35	16.5%	40.7%	34.0%	13,155,000	375,857
2021	186	105	67	43.5%	63.8%	36.0%	25,360,000	378,507
2020	-	-	-	-	-	-	-	-
2019	187	100	59	46.5%	59.0%	31.6%	29,115,000	493,475
2018	166	91	61	45.2%	67.0%	36.7%	23,495,000	385,164

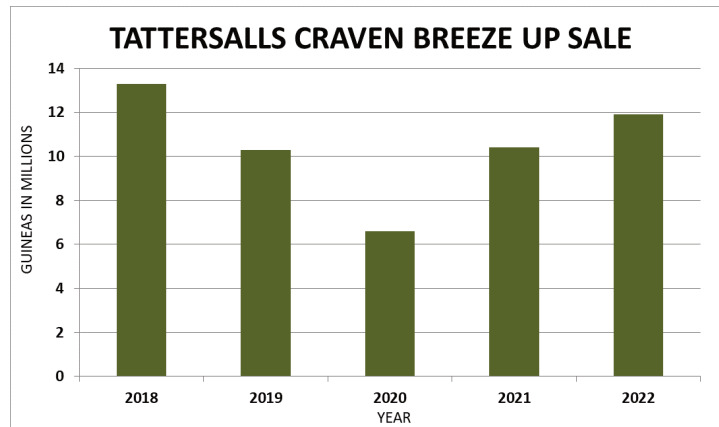
*No sale 2020



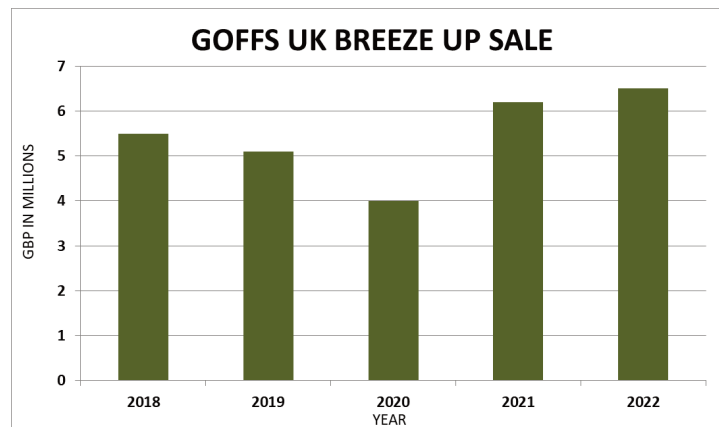
YEAR	CAT	RING	SOLD	% W/D	% S/R	% S/C	GROSS \$	AVG \$
2022	1,231	841	707	31.7%	84.1%	57.4%	91,984,000	130,105
2021	1,217	833	723	31.6%	86.8%	59.4%	73,907,900	102,224
2020	1,315	779	630	40.8%	80.9%	47.9%	58,701,000	93,176
2019	1,221	837	674	31.4%	80.5%	55.2%	72,945,000	108,227
2018	1,222	852	698	30.3%	81.9%	57.1%	68,735,500	98,475



YEAR	CAT	RING	SOLD	% W/D	% S/R	% S/C	GROSS \$	AVG \$
2022	1,969	1,357	1,113	31.1%	82.0%	56.5%	154,637,000	138,937
2021	1,966	1,335	1,116	32.1%	83.6%	56.8%	137,532,900	123,237
2020	1,996	1,264	921	36.7%	72.9%	46.1%	86,603,500	94,032
2019	1,985	1,346	1,039	32.2%	77.2%	52.3%	146,308,500	140,817
2018	1,961	1,306	1,016	33.4%	77.8%	51.8%	134,505,500	132,387



YEAR	CAT	RING	SOLD	% W/D	% S/R	% S/C	GROSS gns	AVG gns
2022	164	134	103	18.3%	76.9%	62.8%	11,939,500	115,917
2021	169	137	121	18.9%	88.3%	71.6%	10,408,500	86,021
2020	154	84	70	45.5%	83.3%	45.5%	6,649,500	94,993
2019	147	109	85	25.9%	78.0%	57.8%	10,343,000	121,682
2018	172	142	94	17.4%	66.2%	54.7%	13,313,500	141,633



YEAR	CAT	RING	SOLD	% W/D	% S/R	% S/C	GROSS £	AVG £
2022	187	158	132	15.5%	83.5%	70.6%	6,495,500	49,208
2021	178	144	128	19.1%	88.9%	71.9%	6,219,500	48,590
2020	165	99	89	40.0%	89.9%	53.9%	3,975,400	44,667
2019	160	130	109	18.8%	83.8%	68.1%	5,068,250	46,498
2018	207	182	138	12.1%	75.8%	66.7%	5,528,000	40,058

SECTION 4: BILL'S TWEETS



Bill Oppenheim @billoppenheim · Apr 25

...

Deneuve is the 4th 2yo winner for @coolmorestud No Nay Never this year. He has 2 G1W + 8 G2W; 8 of the 10 did so as 2yo's (80%, about 4x the average). Conclusion: this is a seriously good sire of 2yo's.



Bill Oppenheim @billoppenheim · Apr 19

...

So You Think's amazing April 9 G1 treble has propelled him (\$16.062m) to a \$328k lead over I Am Invincible (\$15.734) on the 2021-22 Australian General Sire List. 3 Nicconi (\$15.315), 4 Snitzel (\$14.195) @CoolmoreAus @yarramanpark. Can 'Vinnie' finally get elusive 1st title?



Bill Oppenheim @billoppenheim · Apr 19

...

Last year @OBSSales April grossed \$73.8m and averaged \$102k, while OBS March this year was +32% in gross & +13% average with relatively high clearance rates for a 2yo sale. A gross of \$18.5m today would be roughly level with '21; \$20m would be on track to finish +8%.



Bill Oppenheim @billoppenheim · Apr 16

...

Mr Money, from the first crop by Goldcents, won 4 good 3yo G3's in a row from 1m-9f in 2019, all 4 Beyers 96-101, then beaten a neck in G1 PA Derby. Florida's @JourneymanStud dropped his stud fee for 2022 to \$1000 this week- that's great value @spendthriftfarm



Bill Oppenheim @billoppenheim · Apr 9

...

Pretty good night for @coolmoreamerica Uncle Mo: the rocket that is Golden Pal won the G2 Shakertown, on to @RoyalAscotSite & Mo Donegal won the G2 Wood, will stay 10f, might win the Ky Derby. Adare Manor got beat at SA, though - by a Cupid filly, who also stands at Ashford.



Bill Oppenheim @billoppenheim · Apr 9

...

Amazing, no matter what the conditions! He did win 10 G1's himself. Extra carrots! @ejplantain @CoolmoreAus



Coolmore @TomMagnier · Apr 9

Updated 🌟OMG! 3 GROUP 1's on Championships day!! SO YOU THINK today won the \$4,000,000.00 Queen Elizabeth with "Think It Over" & The \$2,000,000.00 Sydney Cup with "Knights Order" & The \$1,000,000.00 Queen Of The Turf with "Nimalee @PaulSmith0094 @7horseracing



Bill Oppenheim @billoppenheim · Apr 6

...

Leading 1st-year sires @inglis_sales Sydney Easter (5+ sold): Justify 17/A\$338,529; The Autumn Sun 22/\$315,682; Trapeze Artist 14/\$269,286 @CoolmoreAus @ArrowfieldStud @widdenstud



Bill Oppenheim @billoppenheim · Apr 6

...

Some boxcar sire averages @inglis_sales Sydney Easter (8+ sold): I Am Invincible 31/A\$725,806; Snitzel 24/\$717,708; Not A Single Doubt 8/\$637,500; Zoustar (35/\$579,286 off 1st \$154k season) @yarramanpark @ArrowfieldStud @widdenstud. Fastnet Rock, Written Tycoon next.



Bill Oppenheim @billoppenheim · Apr 6

...

Final totals after a near A\$82m day: 372 sold, gross A\$151,325,000 (+12%), average A\$406,788. There was a 5% drop in sold/ring from 90% to 85% but otherwise what can you say, a massive sale @inglis_sales. And by the way our projections were pretty close, within 2% @ejplantain



Bill Oppenheim @billoppenheim · Apr 5

...

Big sale opening day @inglis_sales Sydney Easter but expect bigger tomorrow. Average +4% vs whole sale '21 at A\$383,873 but sold/catalogue down 7.4% & sold/ring down 8.7%. 4 sires w/ 7+ sold averaged A\$500k+: I Am Invincible, Written Tycoon, Snitzel, Zoustar.



Bill Oppenheim @billoppenheim · Apr 3

...

Tuesday sees the 2-day @inglis_sales Sydney Easter Yearling Sale kickoff. Last year the sale grossed A\$134m & averaged A\$368,945. The ANZ market is +16% this year so the target is A\$150m & average ~A\$400,000. A\$160m not out of the question. Good luck everybody, wish we were there



Bill Oppenheim @billoppenheim · Apr 2

...

Cyberknife the 3rd G1 winner in 1st crop for Gun Runner @Three_Chimneys @DJFiske, won it like he meant it too. Big run too from 2nd Barber Road, by Tapit's son Race Day, 2x 4yo 9f G2W & also sire of FL Derby winner White Abarrio from his 3rd crop & now a resident of S. Korea.