

Thoroughbred Market Report



MARCH 2022

Editor – Bill Oppenheim, bopp@billoppenheim.com
Managing Editor – Emily J Plant PhD, emily@billoppenheim.com
Worldwide Sales Ticker – Brianne Stanley, bristanley1@gmail.com

Copyright 2022: The Bill Oppenheim Group

For subscription information go to www.billoppenheim.com
or contact info@billoppenheim.com

Thoroughbred Market Report

MARCH 2022



Tattersalls February Sale, photo courtesy Tattersalls

TABLE OF CONTENTS

	PAGE
SECTION 1: OBS MARCH & FT GULFSTREAM 2YO PREVIEW	1
SECTION 2: AUSTRALASIAN SALES RESULTS	4
SECTION 3: NORTH AMERICAN SALES RESULTS	6
SECTION 4: EUROPEAN SALES RESULTS	8
SECTION 5: WORLDWIDE SALES TICKER	10
SECTION 6: BILL'S TWEETS	14

IN THIS ISSUE

- 34 sires have 9+ two-year-olds catalogued between the OBS March Sale and Fasig-Tipton's Gulfstream Park sale. Exactly 50% of those – 17 – are F2020 sires with their first 2yo's in 2022. But 'The Market' knows. Bolt D'Oro leads all sires with 22 two-year-olds catalogued between the two sales; Tapwrit has seven catalogued at Gulfstream.
- Australia's 2022 yearling market so far has been record-breaking: the Inglis Melbourne Premier Sale is just wrapping up and will be the fifth record-breaking sale from five held so far. We have sire averages from the first four sales: going into Melbourne Not A Single Doubt, Snitzel, and I Am Invincible were averaging A\$480k+.
- Final averages for North American and European sires of weanlings/short yearlings and as covering sires of in-foal mares at the 2021-22 mixed sales. Quality Road, Into Mischief, Dubawi, and Kingman were the category leaders.
- The Worldwide Sales Ticker with graphs and tables covering the February Mixed Sales, Australia's (record-breaking) Inglis Classic Yearling Sale, and reference graphs and tables showing the last five years of the two upcoming Florida 2yo sales.

To subscribe to the *Thoroughbred Market Report* please visit
<https://billoppenheim.com/abouttmr.php> or email emily@billoppenheim.com

SECTION 1: OBS MARCH & FASIG GULFSTREAM 2YO PREVIEW



Bolt d'Oro, leading sire by number catalogued at OBS March and FT Gulfstream sales. Photo courtesy Spendthrift

FRESHMAN SIRES PROMINENT IN OPENING FLORIDA 2YO SALES

'Conventional Wisdom'. It's perhaps an odd thing but often 'conventional wisdom' is wrong, perhaps because it's frequently arrived at through superficial thinking or being in too much of a hurry to get to an answer. One element in the thoroughbred world where conventional wisdom is way wide of the mark is the assumption that proven sires produce more good horses than unproven, and especially first-crop sires. It seems we're endlessly being lectured by geniuses who assume that proven sires are better, and we used to assume that too, but our research for our sister publication, Stallion Spectator Ratings (SSR) demonstrates decisively that decision-making based on the assumption that proven sires have the best results is misplaced.

I'll tell you who does know: 'the market' knows. After all 'the market' is the composite opinion of hundreds if not thousands of breeders, buyers, and sellers and is undoubtedly much more in touch with what's really going on than all us geniuses put together. Twenty years ago the market realized that good pedigrees were becoming scarcer and scarcer in catalogues so yearling buyers and other end-users began to focus even more on the sire and the individual; a large majority of horses therefore 'make their own pedigrees'. That's the reality, and for at least the same period of time first-crop sires have been popular in the marketplace almost to the exclusion of all but the very top proven sires.

There are 738 two-year-olds catalogued in the first two North American 2yo sales, 635 at OBS March and 103 for Fasig's Gulfstream Park sale; the latter figure is a 44% reduction from the 184 catalogued last year. There are 34 sires with 9+ two-year-olds catalogued between the two sales, and you're not

going to hear us whining that exactly 50% - 17 of the 34 sires – are first-crop sires with their first 2yo's in 2022. That's the market, and 'the market' knows. The Fasig sale averaged \$378k last year whereas OBS March, in 2021 with three times the number catalogued as at Gulfstream, averaged \$117k. That average, by the way, was 38% below the corresponding 2017 OBS March average of \$188k, but that reflects mostly a shift in when consignors choose to sell in Ocala: between 2017 and 2021 the gross at OBS March dropped 32%, or \$18-million, from \$56m to \$38m, but OBS April gained \$9-million in that period, and OBS June gained \$12-million. In 2017 the three OBS 2yo sales grossed \$133-million; in 2021 the gross was \$136-million.

Only four sires have five or more 2yo's catalogued at Fasig, and, guess what, two of the four are F2020 (first crop 2yo's of 2022) sires. **Uncle Mo** has seven catalogued at Fasig (plus six at OBS March), **Into Mischief** has five (plus 10). It's not surprising that **City of Light** has six at Gulfstream (plus 10): he was the #2 North American F2020 sire by yearling average last year, with 67 yearlings averaging \$337,698. But the F2020 sire with the most catalogued at Gulfstream, with seven (plus six at OBS), is surprising: the 2018 G1 Belmont S. winner **Tapwrit**. He was himself a \$1.2-million Saratoga yearling, so it's not surprising that he would sire good-looking horses, but 72 yearlings from his first crop last year averaged \$50,729. On that basis we wouldn't have predicted he'd have more 2yo's catalogued to Gulfstream than any other first-crop sire. But there you are; we'll see what 'the market' says in due course.

F2020 **Bolt D'Oro** has the most 2yo's catalogued in March with 22, of which 19 are at OBS. Six other sires have 15+ catalogued: F2020 sires **Good Magic** (19; 15+4), **Mendelssohn** (19; 16+3); **West Coast** (18; 16+2); and **City Of Light** (16; 10+6); and non-F2020 sires **Malibu Moon** (17; 14+3) and **Into Mischief** (15; 10+5). Other F2020 sires with 9+ catalogued include, alphabetically: **Accelerate** (11, all OBS); **Always Dreaming** (11; 10+1); **Army Mule** (11; 9+2); **Cloud Computing** (10, all OBS); **Collected** (14, all OBS); **Girvin** (11; 10+1);

Good Samaritan (9, all OBS); **Justify** (9; 5+4); **Mo Town** (14, all OBS); **Mor Spirit** (13, all OBS); **Sharp Azteca** (12, all OBS); and **Tapwrit** (13; 6+7). Other non-F2020 sires with 9+ catalogued: **American Pharoah**, **Cairo Prince**, **Goldencents**, **Hard Spun**, **Kantharos**, **Klimt**, **Maclean's Music**, **Mastery**, **More Than Ready**, **Munnings**, **Nyquist**, **Practical Joke**, **Tiznow**, **Twirling Candy**, and **Uncle Mo**. These all have 9-13 catalogued.

SIRES WITH 6+ 2YO'S CATALOGUED FOR OBS MARCH & FASIG GULFSTREAM

SIRE NAME	FFLS	STANDS	2022 FEE	2019 FEE	APEX A RNR INDEX YE21	SSR PTS YE21	2021 # YRLG SOLD	2021 YRLG AVG	C	F	OBS	FASIG	TOTAL
ACCELERATE	2020	KY	15,000	20,000	-	-	70	72,831	5	6	11	0	11
ALWAYS DREAMING	2020	KY	12,500	25,000	-	-	64	41,132	6	5	10	1	11
AMERICAN PHAROAH	2017	KY	80,000	110,000	2.57	77.85	52	192,893	4	5	8	1	9
ARMY MULE	2020	KY	7,500	10,000	-	-	63	91,809	6	5	9	2	11
BERNARDINI	2008	DEAD	-	50,000	1.90	72.76	45	80,915	6	2	7	1	8
BOLT D'ORO	2020	KY	20,000	25,000	-	-	97	155,097	13	9	19	3	22
BUCCHERO	2020	FL	5,000	5,000	-	-	12	32,416	2	4	6	0	6
CAIRO PRINCE	2016	KY	15,000	25,000	0.90	56.87	71	44,345	6	3	9	0	9
CITY OF LIGHT	2020	KY	60,000	35,000	-	-	67	337,698	8	8	10	6	16
CLASSIC EMPIRE	2019	KY	17,500	25,000	-	-	41	63,902	5	2	5	2	7
CLOUD COMPUTING	2020	KY	5,000	7,500	-	-	53	45,783	9	1	10	0	10
COLLECTED	2020	KY	15,000	17,500	-	-	83	75,273	7	7	14	0	14
EMPIRE MAKER	2005	DEAD	-	85,000	0.85	61.43	59	119,669	3	3	6	0	6
FROSTED	2018	KY	20,000	50,000	0.73	38.64	50	58,220	3	3	6	0	6
GIRVIN	2020	FL	6,000	7,500	-	-	35	35,371	5	6	10	1	11
GOLDENCENTS	2016	KY	15,000	20,000	1.56	58.54	74	37,615	7	4	11	0	11
GOOD MAGIC	2020	KY	30,000	35,000	-	-	94	151,708	12	7	15	4	19
GOOD SAMARITAN	2020	KY	7,500	12,500	-	-	63	36,190	4	5	9	0	9
GUN RUNNER	2019	KY	125,000	70,000	-	-	54	305,129	5	3	5	3	8
HARD SPUN	2009	KY	35,000	40,000	1.75	72.54	65	80,353	7	2	8	1	9
INTO MISCHIEF	2010	KY	250,000	150,000	2.69	94.65	90	409,955	10	5	10	5	15
JUSTIFY	2020	KY	100,000	150,000	-	-	80	373,083	7	2	5	4	9
KANTHAROS	2012	KY	20,000	20,000	1.69	76.06	89	72,167	4	6	9	1	10
KLIMT	2019	TUR	-	10,000	-	-	79	22,158	8	3	11	0	11
LIAM'S MAP	2017	KY	40,000	20,000	2.52	85.58	53	113,185	5	2	6	1	7
LORD NELSON	2019	DEAD	-	25,000	-	-	49	57,479	5	3	8	0	8
MACLEAN'S MUSIC	2014	KY	50,000	25,000	1.25	66.97	50	116,856	4	5	5	4	9
MALIBU MOON	2001	DEAD	-	75,000	2.05	77.27	63	80,253	9	8	14	3	17
MASTERY	2019	KY	10,000	25,000	-	-	52	54,048	5	6	10	1	11
MEDAGLIA D'ORO	2006	KY	100,000	200,000	3.58	83.15	28	333,821	4	2	3	3	6
MENDELSSOHN	2020	KY	35,000	35,000	-	-	100	153,611	12	7	16	3	19
MIDNIGHT STORM	2019	KY	7,500	10,000	-	-	24	39,979	4	2	6	0	6
MO TOWN	2020	KY	7,500	12,500	-	-	71	59,485	10	4	14	0	14
MOR SPIRIT	2020	KY	5,000	10,000	-	-	53	42,384	7	6	13	0	13
MORE THAN READY	2002	KY	50,000	80,000	1.96	74.63	50	130,980	6	6	10	2	12
MUNNINGS	2012	KY	85,000	20,000	2.36	90.12	82	131,231	6	7	9	4	13
NYQUIST	2018	KY	55,000	40,000	2.13	92.06	61	158,442	6	4	7	3	10
PRACTICAL JOKE	2019	KY	35,000	30,000	-	-	84	162,472	6	6	10	2	12
SHARP AZTECA	2020	KY	5,000	10,000	-	-	65	36,717	7	5	12	0	12
STREET BOSS	2010	KY	15,000	20,000	0.78	46.37	21	44,380	3	3	6	0	6
STREET SENSE	2009	KY	75,000	50,000	1.98	75.49	54	208,500	4	2	3	3	6
TAPWRIT	2020	KY	10,000	12,500	-	-	72	50,729	10	3	6	7	13
TIZNOW	2003	RETIRED	-	50,000	1.26	72.52	30	44,866	3	6	9	0	9
TWIRLING CANDY	2013	KY	60,000	25,000	1.90	82.02	53	127,773	9	2	10	1	11
UNCAPTURED	2016	KOR	-	6,000	0.94	16.81	18	22,583	5	3	8	0	8
UNCLE MO	2013	KY	160,000	125,000	3.19	87.50	81	274,332	10	3	6	7	13
UNION RAGS	2014	KY	30,000	60,000	1.57	70.35	61	87,024	4	2	4	2	6
WEST COAST	2020	KY	15,000	35,000	-	-	70	64,264	9	9	16	2	18

[For a complete list of sires with 2yo's catalogued at OBS March or Fasig Gulfstream, please click here](#)

SECTION 2: AUSTRALASIAN SALES RESULTS



Brothers from another mother: Not a Single Doubt (L), and Snitzel (R), leading sires by yearling average through February 26, 2022. Both are sons of the late great Redoute's Choice. Photos courtesy Arrowfield.

NINE AUSTRALIAN SIRES AVERAGE A\$300K+ GOING INTO MELBOURNE

As we go to press the Inglis Melbourne Premier Sale is wrapping up as the fifth record-breaking 2022 Australian yearling sale out of five; to say the market is buoyant there is an understatement. The sire averages published here cover the first four sales: Magic Millions Gold Coast sale in January, Australasia's highest-grossing yearling sale; and Inglis Classic and Magic Millions Tasmania and Perth sales in February, so these were the sire averages going into Melbourne. We'll have sire averages including Melbourne, New Zealand's Karaka sale March 7-12, and Magic Millions' Adelaide (March 15-16) and Gold Coast March

(21st-22nd) in our April issue, out before the Inglis Sydney Easter Sale, which has the highest average of any Australasian yearling sale, and we'll have sire averages including Easter in our May issue. Going into Melbourne eight Australian sires were averaging over A\$300,000: **Not A Single Doubt** (13/\$548,846), from his final crop; **Snitzel** (39/\$516,795); **I Am Invincible** (57/\$483,158); **Fastnet Rock** (11/\$380,000); **Zoustar** (60/\$347,500); leading first-crop sire **The Autumn Sun** (34/\$344,559); **Extreme Choice** (20/\$342,250); **Exceed And Excel** (21/\$327,143); and **Written Tycoon** (49/\$306,633).

AUSTRALASIAN YEARLING SALES 2022- LEADING SIRES OF YEARLINGS, 2+ SOLD

Thru February 26, 2022- Magic Millions January Perth, and Tasmania; Inglis Classic

SIRE NAME	YOB	HIS SIRE	FFLS	ST	2021 FEE	2019 FEE	# CAT	# RING	# SOLD	AU\$ AVG	AU\$ MED
NOT A SINGLE DOUBT	2001	REDOUTE'S CHOICE	2006	RETIRED	-	110,000	15	13	12	575,417	412,500
SNITZEL	2002	REDOUTE'S CHOICE	2007	NSW	165,000	220,000	44	38	37	528,514	425,000
I AM INVINCIBLE	2004	INVINCIBLE SPIRIT	2011	NSW	220,000	247,500	61	55	50	506,800	452,500
LOPE DE VEGA	2007	SHAMARDAL	2012	IRE	-	-	5	5	5	474,000	480,000
SAVABEEL	2001	ZABEEL	2006	NZ	100,000	PVT	6	5	5	422,000	320,000
ZOUSTAR	2010	NORTHERN METEOR	2015	NSW	154,000	154,000	54	50	46	408,370	337,500
FASTNET ROCK	2001	DANEHILL	2006	NSW	165,000	165,000	12	11	10	403,000	412,500
EXTREME CHOICE	2013	NOT A SINGLE DOUBT	2018	NSW	PVT	22,000	19	16	16	379,063	270,000
KINGMAN	2011	INVINCIBLE SPIRIT	2016	ENG	150,000	150,000	4	4	4	356,250	340,000
THE AUTUMN SUN	2015	REDOUTE'S CHOICE	2020	NSW	66,000	77,000	37	36	34	344,559	270,000
LONHRO	1998	OCTAGONAL	2005	NSW	66,000	77,000	18	15	14	328,214	150,000
EXCEED AND EXCEL	2000	DANEHILL	2005	NSW	132,000	88,000	27	20	19	321,579	250,000
WRITTEN TYCOON	2002	IGLESIA	2008	VIC	165,000	110,000	45	41	36	314,694	280,000
PIERRO	2009	LONHRO	2014	NSW	110,000	88,000	33	30	26	304,038	200,000
TIVACI	2012	HIGH CHAPARRAL	2018	NZ	12,500	20,000	3	3	3	293,333	280,000
JUSTIFY	2015	SCAT DADDY	2020	NSW	55,000	PVT	32	30	28	267,679	210,000
KEMENTARI	2014	LONHRO	2020	RETIRED	-	33,000	2	2	2	262,500	262,500
ALMANZOR	2013	WOOTTON BASSETT	2019	NZ	30,000	30,000	11	10	10	236,000	227,500
DEEP FIELD	2010	NORTHERN METEOR	2016	NSW	88,000	44,000	96	91	84	231,214	200,000
TRAPEZE ARTIST	2014	SNITZEL	2020	NSW	66,000	88,000	53	49	46	224,065	165,000
BRAZEN BEAU	2011	I AM INVINCIBLE	2016	VIC	49,500	49,500	15	14	10	209,500	205,000
DUNDEEL	2009	HIGH CHAPARRAL	2015	NSW	66,000	66,000	41	36	34	203,088	200,000
STREET BOSS	2004	STREET CRY	2010	NSW	55,000	27,500	16	12	9	197,778	200,000
RUSSIAN REVOLUTION	2013	SNITZEL	2019	NSW	44,000	55,000	72	67	63	184,524	160,000
CAPITALIST	2013	WRITTEN TYCOON	2018	NSW	99,000	55,000	84	75	70	184,214	150,000
SO YOU THINK	2006	HIGH CHAPARRAL	2013	NSW	77,000	38,500	42	38	35	179,543	150,000
PER INCANTO	2004	STREET CRY	2012	NZ	25,000	17,500	6	5	4	170,000	155,000
TORONADO	2010	HIGH CHAPARRAL	2016	VIC	49,500	27,500	17	15	13	165,846	100,000
WRITTEN BY	2015	WRITTEN TYCOON	2020	NSW	24,750	24,750	47	40	38	154,026	145,000
SHALAA	2013	INVINCIBLE SPIRIT	2018	NSW	44,000	33,000	50	47	46	151,228	120,000
SIOUX NATION	2015	SCAT DADDY	2020	IRE	-	17,600	2	2	2	150,000	150,000
SPIRIT OF BOOM	2007	SEQUALO	2015	QLD	33,000	44,000	55	47	40	146,525	120,000
HELLBENT	2012	I AM INVINCIBLE	2019	NSW	22,000	27,500	54	50	49	143,673	120,000
OCEAN PARK	2008	THORN PARK	2014	NZ	30,000	15,000	3	3	3	143,333	140,000
SHAMUS AWARD	2010	SNITZEL	2015	VIC	33,000	11,000	14	13	13	141,769	110,000
HARRY ANGEL	2014	DARK ANGEL	2020	NSW	16,500	22,000	45	40	39	138,359	100,000
SACRED FALLS	2009	O'REILLY	2016	DEAD	-	20,000	3	3	3	138,333	125,000
SAXON WARRIOR	2015	DEEP IMPACT	2020	NSW	13,750	24,750	14	12	11	133,455	85,000
MORE THAN READY	1997	SOUTHERN HALO	2002	KY	-	55,000	26	24	21	133,095	100,000
MAGNUS	2002	FLYING SPUR	2009	VIC	15,400	16,500	5	5	4	131,250	117,500
MERCHANT NAVY	2014	FASTNET ROCK	2019	NSW	33,000	55,000	35	31	26	130,481	90,000
MAURICE	2011	SCREEN HERO	2018	JPN	44,000	27,500	21	21	16	126,063	92,500
REAL STEEL	2012	DEEP IMPACT	2020	JPN	-	16,500	9	6	6	123,333	120,000
MENARI	2014	SNITZEL	2019	NSW	11,000	16,500	16	15	13	122,308	80,000
ARDROSSAN	2014	REDOUTE'S CHOICE	2020	NZ	3,000	8,000	2	2	2	120,000	120,000
OVERSHARE	2014	I AM INVINCIBLE	2019	VIC	11,000	11,000	3	3	3	120,000	110,000
ENCRYPTION	2015	LONHRO	2020	QLD	13,200	13,200	17	17	15	119,367	100,000
AMERICAN PHAROAH	2012	PIONEEROF THE NILE	2018	KY	49,500	66,000	25	21	16	116,313	105,000
NICCONI	2005	BIANCONI	2011	VIC	27,500	38,500	30	25	23	112,478	100,000
PARIAH	2014	REDOUTE'S CHOICE	2019	NSW	16,500	22,000	40	38	34	111,500	95,000
TIME TEST	2012	DUBAWI	2019	GB	8,500	10,000	3	3	3	110,000	100,000
TERRITORIES	2012	INVINCIBLE SPIRIT	2018	NSW	11,000	16,500	8	7	6	109,167	107,500
LEAN MEAN MACHINE	2015	ZOUSTAR	2020	QLD	13,200	17,600	23	21	19	107,947	70,000
BETTER THAN READY	2009	MORE THAN READY	2016	QLD	33,000	33,000	43	38	34	107,618	85,000
CHURCHILL	2014	GALILEO	2019	NSW	22,000	22,000	13	11	7	106,429	70,000

For a complete roster of all 171 sires with yearlings sold at 2022 Australasian yearling sales, please [click here](#)

SECTION 3: NORTH AMERICAN SALES RESULTS

NORTH AMERICAN SIRES OF WEANLINGS/SHORT YEARLINGS - TOP 50 SIRES BY AVERAGE

Thru February 26, 2022- Fasig-Tipton November, Saratoga, Midatlantic, & February Mixed; Keeneland November & January; Arqana December & February; Goffs November & February; Tattersalls December & February; OBS February

SIRE NAME	YOB	HIS SIRE	FFLS	ST	2022 FEE	2020 FEE	# CAT	# RING	# SOLD	US\$ AVG
QUALITY ROAD	2006	ELUSIVE QUALITY	2012	KY	150,000	200,000	12	5	4	466,250
INTO MISCHIEF	2005	HARLAN'S HOLIDAY	2010	KY	250,000	175,000	14	10	10	397,000
CURLIN	2004	SMART STRIKE	2010	KY	175,000	175,000	5	5	5	310,000
MEDAGLIA D'ORO	1999	EL PRADO	2006	KY	100,000	200,000	7	4	4	275,000
JUSTIFY	2015	SCAT DADDY	2020	KY	100,000	150,000	22	16	12	252,787
UNCLE MO	2008	INDIAN CHARLIE	2013	KY	160,000	125,000	29	18	14	221,429
GUN RUNNER	2013	CANDY RIDE	2019	KY	125,000	70,000	42	27	26	204,500
CANDY RIDE	1999	RIDE THE RAILS	2006	KY	75,000	100,000	9	6	5	192,000
SPEIGHTSTOWN	1998	GONE WEST	2006	KY	90,000	70,000	11	6	6	177,500
WAR FRONT	2002	DANZIG	2008	KY	100,000	250,000	7	4	3	171,667
CITY OF LIGHT	2014	QUALITY ROAD	2020	KY	60,000	40,000	34	23	18	158,444
AMERICAN PHAROAH	2012	PIONEEROF THE NILE	2017	KY	80,000	175,000	15	6	4	152,500
HANSEN	2009	TAPIT	2014	KOR	-	-	1	1	1	150,000
CONSTITUTION	2011	TAPIT	2017	KY	85,000	40,000	37	28	21	148,048
STREET SENSE	2004	STREET CRY	2009	KY	75,000	75,000	14	5	5	130,000
MUNNINGS	2006	SPEIGHTSTOWN	2012	KY	85,000	30,000	59	41	35	129,743
GHOSTZAPPER	2000	AWESOME AGAIN	2007	KY	75,000	85,000	19	12	9	117,444
LIAM'S MAP	2011	UNBRIDLED'S SONG	2017	KY	40,000	35,000	32	25	23	111,783
MINESHAFT	1999	A.P. INDY	2005	KY	10,000	20,000	1	1	1	110,000
OMAHA BEACH	2016	WAR FRONT	2021	KY	30,000	45,000	40	24	20	109,100
NYQUIST	2013	UNCLE MO	2018	KY	55,000	40,000	21	13	11	108,455
MORE THAN READY	1997	SOUTHERN HALO	2002	KY	50,000	80,000	26	15	11	107,636
AUDIBLE	2015	INTO MISCHIEF	2021	KY	22,500	25,000	63	52	46	100,891
MACLEAN'S MUSIC	2008	DISTORTED HUMOR	2014	KY	50,000	20,000	15	15	12	96,750
BOLT D'ORO	2015	MEDAGLIA D'ORO	2020	KY	20,000	25,000	36	22	19	96,158
FLATTER	1999	A.P. INDY	2005	KY	35,000	40,000	11	6	6	93,333
VINO ROSSO	2015	CURLIN	2021	KY	20,000	30,000	77	61	48	89,688
GOOD MAGIC	2015	CURLIN	2020	KY	30,000	35,000	32	27	20	88,175
TWIRLING CANDY	2007	CANDY RIDE	2013	KY	60,000	40,000	34	25	21	82,571
MITOLE	2015	ESKENDEREYA	2021	KY	15,000	25,000	63	54	45	80,622
BLAME	2006	ARCH	2012	KY	20,000	35,000	8	8	5	76,200
VIOLENCE	2010	MEDAGLIA D'ORO	2015	KY	25,000	25,000	22	14	13	75,154
PRACTICAL JOKE	2014	INTO MISCHIEF	2019	KY	35,000	25,000	52	36	33	73,985
NOT THIS TIME	2014	GIANT'S CAUSEWAY	2018	KY	45,000	12,500	33	26	22	73,636
MENDELSSOHN	2015	SCAT DADDY	2020	KY	35,000	35,000	43	33	29	70,017
CATALINA CRUISER	2014	UNION RAGS	2021	KY	15,000	20,000	64	47	38	65,316
HARD SPUN	2004	DANZIG	2009	KY	35,000	40,000	24	16	14	61,536
ARROGATE	2013	UNBRIDLED'S SONG	2019	DEAD	-	50,000	14	6	5	61,000
UNION RAGS	2009	DIXIE UNION	2014	KY	30,000	60,000	19	15	10	60,600
SIR PRANCEALOT	2010	TAMAYUZ	2014	CA	1,500	15,000	2	2	1	60,000
CATHOLIC BOY	2015	MORE THAN READY	2021	KY	20,000	25,000	34	24	21	59,952
MALIBU MOON	1997	A.P. INDY	2001	DEAD	-	60,000	18	14	12	59,458
ACCLAMATION	2006	UNUSUAL HEAT	2014	CA	-	5,000	20	18	16	58,732
DISTORTED HUMOR	1993	FORTY NINER	2000	RETIRED	-	50,000	11	9	7	58,286
BERNARDINI	2003	A.P. INDY	2008	DEAD	-	40,000	13	11	9	58,222
KANTHAROS	2008	LION HEART	2012	KY	20,000	30,000	28	17	12	57,250
WE MISS ARTIE	2011	ARTIE SCHILLER	2017	NM	-	5,000	2	2	1	55,000
CAIRO PRINCE	2011	PIONEEROF THE NILE	2016	KY	15,000	25,000	14	13	12	54,833
LAOBAN	2013	UNCLE MO	2018	DEAD	-	5,000	21	17	13	51,308
CARAVAGGIO	2014	SCAT DADDY	2019	KY	35,000	40,000	17	14	11	50,132

For a complete roster of all 220 NA sires with weanlings/short yearlings sold at 2021/2022 sales, please [click here](#)

NORTH AMERICAN SIRES OF IN-FOAL MARES - TOP 50 SIRES BY AVERAGE

Thru February 26, 2022- Fasig-Tipton November, Saratoga, Midatlantic, & February Mixed; Keeneland November & January; Arqana December & February; Goffs November & February; Tattersalls December & February; OBS February

SIRE NAME	YOB	HIS SIRE	FFLS	ST	2022 FEE	2021 FEE	# CAT	# RING	# SOLD	US\$ AVG
INTO MISCHIEF	2005	HARLAN'S HOLIDAY	2010	KY	250,000	225,000	24	19	15	1,772,333
TAPIT	2001	PULPIT	2006	KY	185,000	185,000	5	5	3	1,325,000
QUALITY ROAD	2006	ELUSIVE QUALITY	2012	KY	150,000	150,000	14	13	10	709,500
CURLIN	2004	SMART STRIKE	2010	KY	175,000	175,000	5	3	2	675,000
UNCLE MO	2008	INDIAN CHARLIE	2013	KY	160,000	175,000	21	16	13	615,000
CONSTITUTION	2011	TAPIT	2017	KY	85,000	85,000	14	10	10	458,000
AUTHENTIC	2017	INTO MISCHIEF	2022	KY	70,000	75,000	38	30	26	386,731
JUSTIFY	2015	SCAT DADDY	2020	KY	100,000	125,000	22	18	15	343,800
WAR FRONT	2002	DANZIG	2008	KY	100,000	150,000	6	3	3	293,333
GUN RUNNER	2013	CANDY RIDE	2019	KY	125,000	50,000	19	11	10	274,200
NYQUIST	2013	UNCLE MO	2018	KY	55,000	75,000	21	15	14	272,143
FLATTER	1999	A.P. INDY	2005	KY	35,000	35,000	11	9	8	267,875
MEDAGLIA D'ORO	1999	EL PRADO	2006	KY	100,000	150,000	15	13	11	263,182
AMERICAN PHAROAH	2012	PIONEEROF THE NILE	2017	KY	80,000	100,000	29	25	17	231,206
SPEIGHTSTOWN	1998	GONE WEST	2006	KY	90,000	90,000	7	7	6	195,833
NOT THIS TIME	2014	GIANT'S CAUSEWAY	2018	KY	45,000	40,000	24	20	20	193,700
IMPROBABLE	2016	CITY ZIP	2022	KY	35,000	40,000	26	22	19	182,684
MUNNINGS	2006	SPEIGHTSTOWN	2012	KY	85,000	40,000	39	33	27	178,037
CITY OF LIGHT	2014	QUALITY ROAD	2020	KY	60,000	40,000	34	31	28	173,000
TWIRLING CANDY	2007	CANDY RIDE	2013	KY	60,000	40,000	23	21	19	167,526
CANDY RIDE	1999	RIDE THE RAILS	2006	KY	75,000	75,000	6	4	4	148,000
GHOSTZAPPER	2000	AWESOME AGAIN	2007	KY	75,000	85,000	19	16	13	141,923
BERNARDINI	2003	A.P. INDY	2008	DEAD	-	35,000	20	18	15	140,400
GAME WINNER	2016	CANDY RIDE	2022	KY	30,000	30,000	30	24	19	140,368
STREET SENSE	2004	STREET CRY	2009	KY	75,000	60,000	14	10	7	140,000
TIZ THE LAW	2017	CONSTITUTION	2022	KY	35,000	40,000	25	22	18	131,944
LAOBAN	2013	UNCLE MO	2018	DEAD	-	25,000	19	12	11	129,091
LIAM'S MAP	2011	UNBRIDLED'S SONG	2017	KY	40,000	30,000	30	23	20	125,750
OMAHA BEACH	2016	WAR FRONT	2021	KY	30,000	35,000	34	24	22	119,295
MCKINZIE	2015	STREET SENSE	2022	KY	30,000	30,000	47	34	31	118,613
MORE THAN READY	1997	SOUTHERN HALO	2002	KY	50,000	65,000	16	14	13	112,308
MENDELSSOHN	2015	SCAT DADDY	2020	KY	35,000	35,000	17	12	9	111,667
WAR OF WILL	2016	WAR FRONT	2022	KY	25,000	25,000	37	33	27	98,741
KITTEN'S JOY	2001	EL PRADO	2007	KY	50,000	60,000	23	21	20	96,935
AUDIBLE	2015	INTO MISCHIEF	2021	KY	22,500	22,500	27	24	20	93,050
MACLEAN'S MUSIC	2008	DISTORTED HUMOR	2014	KY	50,000	20,000	45	38	31	90,677
UNION RAGS	2009	DIXIE UNION	2014	KY	30,000	30,000	31	27	24	84,417
FROSTED	2012	TAPIT	2018	KY	20,000	25,000	33	26	23	82,239
BLAME	2006	ARCH	2012	KY	20,000	30,000	10	10	8	77,625
VOLATILE	2016	VIOLENCE	2022	KY	15,000	17,500	32	26	24	77,333
HARD SPUN	2004	DANZIG	2009	KY	35,000	35,000	24	20	18	71,333
STREET BOSS	2004	STREET CRY	2010	KY	15,000	15,000	21	19	16	70,875
LOOKIN AT LUCKY	2007	SMART STRIKE	2012	KY	15,000	20,000	9	9	9	69,111
VEKOMA	2017	CANDY RIDE	2022	KY	17,500	20,000	29	23	20	64,925
VIOLENCE	2010	MEDAGLIA D'ORO	2015	KY	25,000	25,000	14	12	11	63,818
PRACTICAL JOKE	2014	INTO MISCHIEF	2019	KY	35,000	22,500	45	37	29	62,931
KANTHAROS	2008	LION HEART	2012	KY	20,000	30,000	19	19	16	59,938
HIT IT A BOMB	2013	WAR FRONT	2018	KY	5,000	5,000	2	2	2	56,000
GOOD MAGIC	2015	CURLIN	2020	KY	30,000	30,000	16	16	13	55,385
CARAVAGGIO	2014	SCAT DADDY	2019	KY	35,000	25,000	15	12	10	53,900

[For a complete roster of all 229 NA sires with in-foal mares sold at 2021/2022 sales, please click here](#)

SECTION 4: EUROPEAN SALES RESULTS

EUROPEAN SIRES OF WEANLINGS/SHORT YEARLINGS - TOP 50 SIRES BY AVERAGE

Thru February 26, 2022- Fasig-Tipton November, Saratoga, Midatlantic, & February Mixed; Keeneland November & January
Arqana December & February; Goffs November & February; Tattersalls December & February; OBS February

SIRE NAME	YOB	HIS SIRE	FFLS	ST	2022 FEE	2020 FEE	# CAT	# RING	# SOLD	US\$ AVG
DUBAWI	2002	DUBAI MILLENNIUM	2007	ENG	250,000	250,000	4	2	2	1,480,290
FRANKEL	2008	GALILEO	2014	ENG	200,000	175,000	12	10	8	521,817
KINGMAN	2011	INVINCIBLE SPIRIT	2016	ENG	150,000	150,000	5	2	2	271,200
SEA THE STARS	2006	CAPE CROSS	2011	IRE	150,000	150,000	30	23	21	231,950
SIYOUNI	2007	PIVOTAL	2012	FR	140,000	100,000	9	4	1	195,510
LOPE DE VEGA	2007	SHAMARDAL	2012	IRE	125,000	100,000	14	11	9	190,198
ADLERFLUG	2004	IN THE WINGS	2011	DEAD	-	10,000	1	1	1	152,550
WOOTTON BASSETT	2008	IFFRAAJ	2013	IRE	150,000	40,000	18	15	9	147,919
NIGHT OF THUNDER	2011	DUBAWI	2017	IRE	75,000	25,000	25	22	21	146,690
TOO DARN HOT	2016	DUBAWI	2021	ENG	45,000	50,000	17	17	12	137,002
NO NAY NEVER	2011	SCAT DADDY	2016	IRE	125,000	150,000	10	6	6	124,786
CAMELOT	2009	MONTJEU	2015	IRE	75,000	40,000	14	12	12	118,586
BLUE POINT	2014	SHAMARDAL	2021	IRE	40,000	45,000	28	23	20	103,617
DARK ANGEL	2005	ACCLAMATION	2009	IRE	60,000	85,000	42	31	28	87,834
INVINCIBLE SPIRIT	1997	GREEN DESERT	2004	IRE	60,000	100,000	27	21	17	79,806
SAINT DES SAINTS	1998	CADOUDAL	2004	FR	-	-	1	1	1	79,100
SHOWCASING	2007	OASIS DREAM	2012	ENG	45,000	55,000	46	41	33	74,552
KODIAC	2001	DANEHILL	2008	IRE	65,000	65,000	40	36	33	73,499
STARSPANGLED BANNER	2006	CHOISIR	2012	IRE	35,000	22,500	33	29	22	70,214
MAGNA GRECIA	2016	INVINCIBLE SPIRIT	2021	IRE	17,500	22,500	42	39	29	65,549
OASIS DREAM	2000	GREEN DESERT	2005	ENG	20,000	25,000	17	16	15	65,224
SAXON WARRIOR	2015	DEEP IMPACT	2020	IRE	20,000	27,500	30	23	19	65,214
TEN SOVEREIGNS	2016	NO NAY NEVER	2021	IRE	17,500	25,000	39	35	32	65,031
SEA THE MOON	2011	SEA THE STARS	2016	ENG	25,000	15,000	21	17	17	63,109
WALDGEIST	2014	GALILEO	2021	IRE	15,000	17,500	25	21	20	60,439
ADVERTISE	2016	SHOWCASING	2021	ENG	25,000	25,000	27	24	21	60,406
MEHMAS	2014	ACCLAMATION	2018	IRE	50,000	7,500	46	37	34	60,317
ZOUSTAR	2010	NORTHERN METEOR	2020	AUS	25,000	30,000	22	20	16	57,915
NEW BAY	2012	DUBAWI	2018	IRE	37,500	15,000	33	26	23	53,997
BATED BREATH	2007	DANSILI	2014	ENG	15,000	12,500	26	21	18	53,958
WALK IN THE PARK	2002	MONTJEU	2009	IRE	-	-	3	2	2	51,980
ALMANZOR	2013	WOOTTON BASSETT	2019	FR	30,000	35,000	14	13	10	51,917
TEOFILO	2004	GALILEO	2009	IRE	30,000	40,000	16	15	12	51,886
LE HAVRE	2006	NOVERRE	2011	RETIRED	40,000	50,000	9	5	4	50,511
CALYX	2016	KINGMAN	2021	IRE	12,500	22,500	42	33	25	47,319
EXCEED AND EXCEL	2000	DANEHILL	2006	AUS	-	40,000	30	28	25	47,133
MASAR	2015	NEW APPROACH	2021	ENG	14,000	15,000	31	27	19	45,878
TIME TEST	2012	DUBAWI	2019	ENG	15,000	8,500	31	30	27	45,569
ARDAD	2014	KODIAC	2019	ENG	-	6,500	11	11	11	44,293
ZARAK	2013	DUBAWI	2019	FR	25,000	12,000	9	7	7	42,128
CHURCHILL	2014	GALILEO	2019	IRE	25,000	30,000	27	21	19	40,892
NEW APPROACH	2005	GALILEO	2010	ENG	PVT	30,000	4	3	3	38,489
CABLE BAY	2011	INVINCIBLE SPIRIT	2017	ENG	8,000	15,000	13	12	9	35,626
GLENEAGLES	2012	GALILEO	2017	IRE	15,000	35,000	27	26	19	35,599
INVINCIBLE ARMY	2015	INVINCIBLE SPIRIT	2021	IRE	7,500	10,000	35	31	27	35,201
EXPERT EYE	2015	ACCLAMATION	2020	ENG	10,000	17,500	20	18	13	35,042
ULYSSES	2013	GALILEO	2019	ENG	10,000	15,000	21	21	18	34,918
KESSAAR	2016	KODIAC	2020	IRE	5,000	6,000	7	7	7	34,142
PHOENIX OF SPAIN	2016	LOPE DE VEGA	2021	IRE	12,000	15,000	58	48	38	33,870
KODI BEAR	2012	KODIAC	2018	IRE	15,000	6,000	16	13	12	33,693

[For a complete roster of all 190 EU sires with weanlings/short yearlings sold at 2021/2022 sales, please click here](#)

EUROPEAN SIRES OF IN-FOAL MARES - TOP 50 SIRES BY AVERAGE

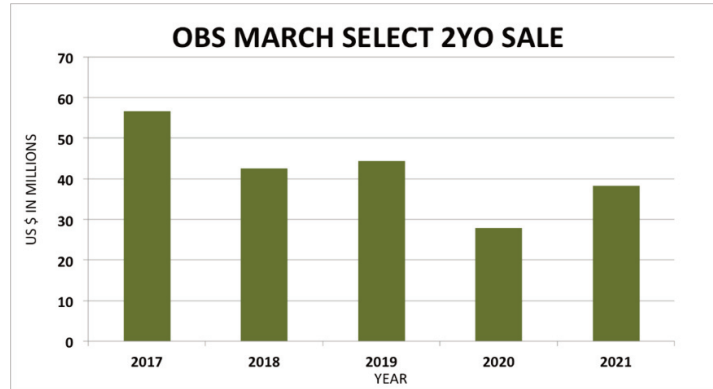
Thru February 26, 2022- Fasig-Tipton November, Saratoga, Midatlantic, & February Mixed; Keeneland November & January; Arqana December & February; Goffs November & February; Tattersalls December & February; OBS February

SIRE NAME	YOB	HIS SIRE	FFLS	ST	2022 FEE	2021 FEE	# CAT	# RING	# SOLD	US\$ AVG
KINGMAN	2011	INVINCIBLE SPIRIT	2016	ENG	150,000	150,000	8	6	5	1,059,955
LOPE DE VEGA	2007	SHAMARDAL	2012	IRE	125,000	125,000	9	9	7	917,854
FRANKEL	2008	GALILEO	2014	ENG	200,000	175,000	6	6	6	503,904
WOOTTON BASSETT	2008	IFFRAAJ	2013	IRE	150,000	100,000	14	11	10	474,491
SIYOUNI	2007	PIVOTAL	2012	FR	140,000	140,000	15	14	9	446,157
SEA THE STARS	2006	CAPE CROSS	2011	IRE	150,000	150,000	9	7	5	364,087
DUBAWI	2002	DUBAI MILLENNIUM	2007	ENG	250,000	250,000	1	1	1	335,160
NO NAY NEVER	2011	SCAT DADDY	2016	IRE	125,000	125,000	12	11	8	248,421
PINATUBO	2017	SHAMARDAL	2022	ENG	35,000	35,000	20	20	18	229,074
NIGHT OF THUNDER	2011	DUBAWI	2017	IRE	75,000	75,000	20	19	18	188,736
OASIS DREAM	2000	GREEN DESERT	2005	ENG	20,000	20,000	12	12	10	178,815
INVINCIBLE SPIRIT	1997	GREEN DESERT	2004	IRE	60,000	80,000	12	9	5	167,756
SOTTSAAS	2016	SIYOUNI	2022	IRE	25,000	30,000	19	14	10	164,678
DOCTOR DINO	2002	MUHTATHIR	2011	JUMPS	-	18,000	1	1	1	146,900
TOO DARN HOT	2016	DUBAWI	2021	ENG	45,000	45,000	17	11	11	140,154
HIGHLAND REEL	2012	GALILEO	2019	IRE	10,000	10,000	8	6	5	133,821
SHOWCASING	2007	OASIS DREAM	2012	ENG	45,000	45,000	15	14	13	128,424
TEOFILO	2004	GALILEO	2009	IRE	30,000	30,000	12	12	11	128,133
KODIAC	2001	DANEHILL	2008	IRE	65,000	65,000	9	6	3	127,690
BLUE POINT	2014	SHAMARDAL	2021	IRE	40,000	40,000	26	23	21	117,626
MASTERCRAFTSMAN	2006	DANEHILL DANCER	2011	DEAD	-	15,000	6	6	4	113,071
CAMELOT	2009	MONTJEU	2015	IRE	75,000	45,000	5	5	5	111,592
DARK ANGEL	2005	ACCLAMATION	2009	IRE	60,000	60,000	14	11	11	110,805
BATED BREATH	2007	DANSILI	2014	ENG	15,000	12,500	23	20	18	107,951
AL KAZEEM	2008	DUBAWI	2015	ENG	-	PVT	3	3	3	98,686
CHURCHILL	2014	GALILEO	2019	IRE	25,000	30,000	15	9	8	97,310
NEW BAY	2012	DUBAWI	2018	IRE	37,500	20,000	16	13	8	95,752
MEHMAS	2014	ACCLAMATION	2018	IRE	50,000	25,000	28	24	20	91,400
PERSIAN KING	2016	KINGMAN	2022	FR	30,000	30,000	22	20	15	84,429
GLENEAGLES	2012	GALILEO	2017	IRE	15,000	25,000	2	1	1	79,601
AUSTRALIA	2011	GALILEO	2016	IRE	35,000	25,000	10	10	9	78,872
ALMANZOR	2013	WOOTTON BASSETT	2019	FR	30,000	30,000	14	14	12	78,859
SEA THE MOON	2011	SEA THE STARS	2016	ENG	25,000	22,500	23	18	16	78,815
PROTECTIONIST	2010	MONSUN	2018	GER	6,500	6,500	5	5	5	78,083
LE HAVRE	2006	NOVERRE	2011	RETIRED	40,000	40,000	14	14	9	77,704
KAMEKO	2017	KITTEN'S JOY	2022	ENG	20,000	25,000	21	19	18	77,583
GHAIIYATH	2015	DUBAWI	2022	IRE	25,000	30,000	11	10	8	76,948
ZOUSTAR	2010	NORTHERN METEOR	2020	AUS	25,000	25,000	7	6	6	73,316
STARSPANGLED BANNER	2006	CHOISIR	2012	IRE	35,000	22,500	14	13	11	70,197
HELLO YOU MZAIN	2016	KODIAC	2022	FR	25,000	25,000	22	21	18	69,443
EQTIDAAR	2015	INVINCIBLE SPIRIT	2021	ENG	5,000	5,000	7	6	6	67,944
MOHAATHER	2016	SHOWCASING	2022	ENG	15,000	20,000	15	14	11	65,917
KAPGARDE	1999	GARDE ROYALE	2005	FR	-	-	1	1	1	65,540
FARHH	2008	PIVOTAL	2015	ENG	PVT	PVT	4	4	4	64,588
WALDGEIST	2014	GALILEO	2021	IRE	15,000	17,500	16	15	14	63,692
EARTHLIGHT	2017	SHAMARDAL	2022	IRE	18,000	20,000	30	25	22	63,460
CIRCUS MAXIMUS	2016	GALILEO	2022	IRE	12,500	20,000	9	8	7	62,994
ZARAK	2013	DUBAWI	2019	FR	25,000	12,000	16	16	13	59,340
TAMAYUZ	2005	NAYEF	2010	IRE	7,000	8,000	10	10	9	55,102
POSTPONED	2011	DUBAWI	2019	ENG	6,000	7,500	8	8	7	54,938

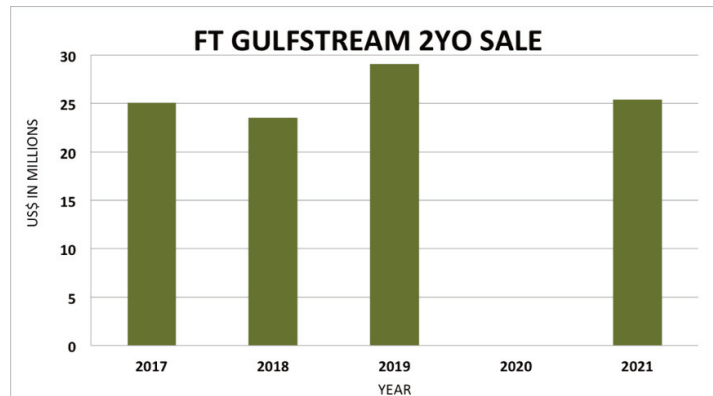
For a complete roster of all 193 EU sires with in-foal mares sold at 2021/2022 sales, please [click here](#)

SECTION 5: WORLDWIDE SALES TICKER

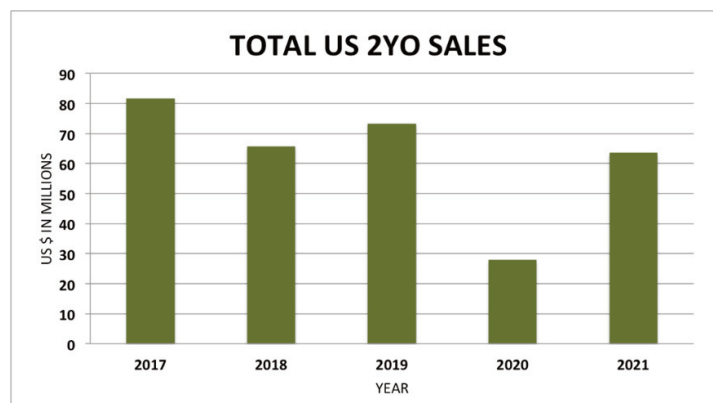
2yo sales through March 2021



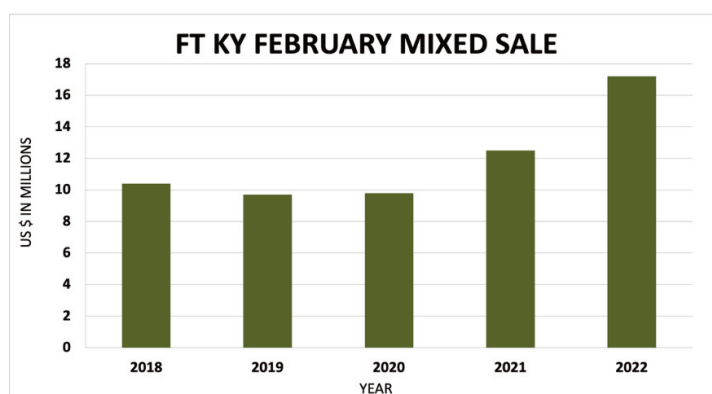
YEAR	CAT	RING	SOLD	% W/D	% S/R	% S/C	GROSS \$	AVG \$
2021	563	397	326	29.5%	82.1%	57.9%	38,265,000	117,377
2020	681	485	291	28.8%	60.0%	42.7%	27,902,500	95,885
2019	577	409	306	29.1%	74.8%	53.0%	44,248,500	144,603
2018	573	363	257	36.6%	70.8%	44.9%	42,275,000	164,494
2017	677	414	300	38.8%	72.5%	44.3%	56,627,000	188,757



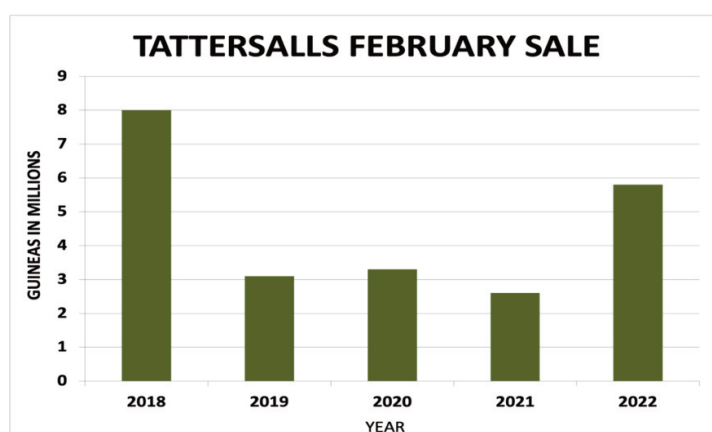
YEAR	CAT	RING	SOLD	% W/D	% S/R	% S/C	GROSS \$	AVG \$
2021	184	105	67	42.9%	63.8%	36.4%	25,360,000	378,507
2020	-	-	-	-	-	-	-	-
2019	187	100	59	46.5%	59.0%	31.6%	29,115,000	493,475
2018	166	91	61	45.2%	67.0%	36.7%	23,495,000	385,164
2017	162	87	74	46.3%	85.1%	45.7%	25,115,000	339,392



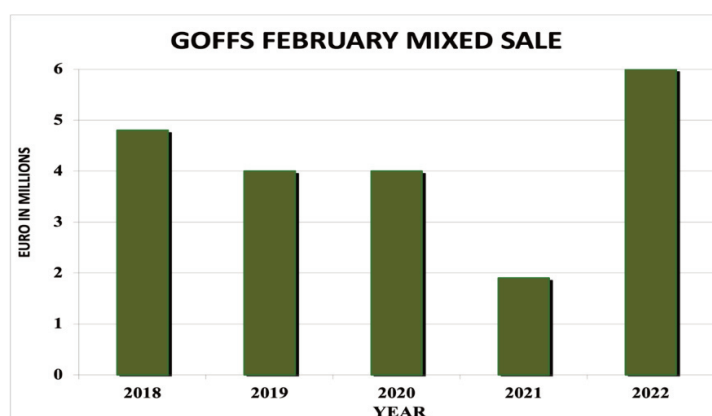
YEAR	CAT	RING	SOLD	% W/D	% S/R	% S/C	GROSS \$	AVG \$
2021	747	502	393	32.8%	78.3%	52.6%	63,625,000	161,896
2020	681	485	291	28.8%	60.0%	42.7%	27,902,500	95,885
2019	764	509	365	33.4%	71.7%	47.8%	73,363,500	200,996
2018	739	454	318	38.6%	70.0%	43.0%	65,770,000	206,824
2017	839	501	374	40.3%	74.7%	44.6%	81,742,000	218,561



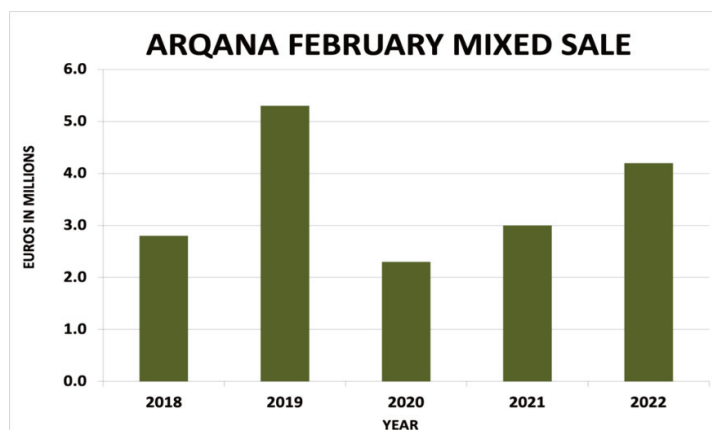
YEAR	CAT	RING	SOLD	% W/D	% S/R	% S/C	GROSS \$	AVG \$
2022	608	487	431	19.9%	88.5%	70.9%	17,245,500	40,013
2021	675	524	425	22.4%	81.1%	63.0%	12,506,700	29,428
2020	651	490	368	24.7%	75.1%	56.5%	9,777,100	26,568
2019	531	411	327	22.6%	79.6%	61.6%	9,659,400	29,539
2018	574	471	364	17.9%	77.3%	63.4%	10,436,800	28,673



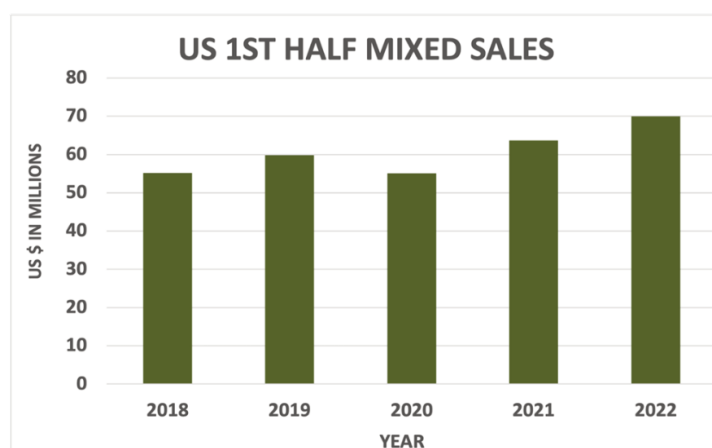
YEAR	CAT	RING	SOLD	% W/D	% S/R	% S/C	GROSS (gns)	AVG (gns)
2022	490	384	328	21.6%	85.4%	66.9%	5,849,100	17,833
2021	498	292	219	41.4%	75.0%	44.0%	2,564,400	11,710
2020	401	305	264	23.9%	86.6%	65.8%	3,260,300	12,350
2019	464	346	294	25.4%	85.0%	63.4%	3,139,100	10,677
2018	446	360	299	19.3%	83.1%	67.0%	8,037,150	26,880



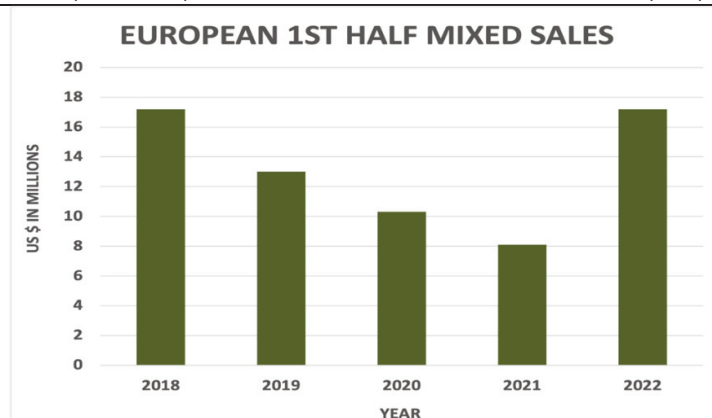
YEAR	CAT	RING	SOLD	% W/D	% S/R	% S/C	GROSS \$	AVG \$
2022	599	490	352	18.2%	71.8%	58.8%	6,020,200	17,103
2021	502	275	152	45.2%	55.3%	30.3%	1,946,600	12,807
2020	549	450	293	18.0%	65.1%	53.4%	4,078,700	13,920
2019	483	386	264	20.1%	68.4%	54.7%	3,976,150	15,061
2018	633	508	334	19.7%	65.7%	52.8%	4,807,000	14,392



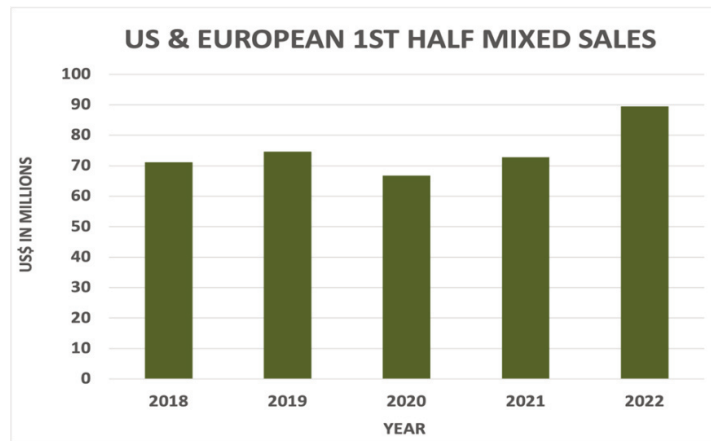
YEAR	CAT	RING	SOLD	% W/D	% S/R	% S/C	GROSS	AVG
2022	451	373	300	17.3%	80.4%	66.5%	4,154,000	13,847
2021	380	323	261	15.0%	80.8%	68.7%	3,028,000	11,602
2020	430	362	239	15.8%	66.0%	55.6%	2,331,100	9,754
2019	497	420	354	15.5%	84.3%	71.2%	5,299,000	14,969
2018	352	289	279	17.9%	96.5%	79.3%	2,794,300	10,015



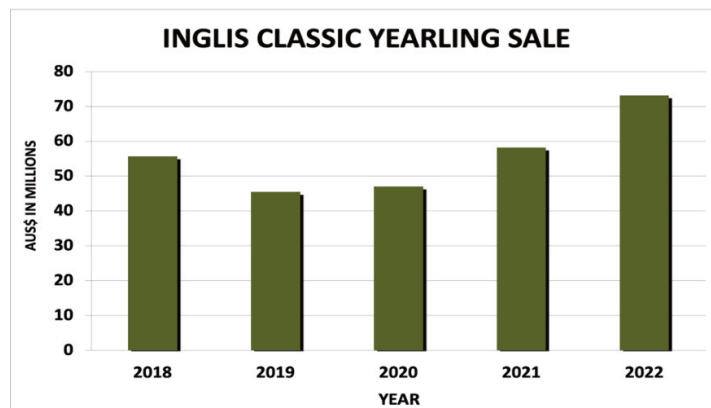
YEAR	CAT	RING	SOLD	% W/D	% S/R	% S/C	GROSS \$	AVG \$
2022	2,886	2,208	1,846	23.5%	83.6%	64.0%	69,947,700	37,891
2021	2,941	2,316	1,790	21.3%	77.3%	60.9%	63,653,650	35,561
2020	3,153	2,309	1,770	26.8%	76.7%	56.1%	55,108,200	31,135
2019	2,727	2,094	1,642	23.2%	78.4%	60.2%	59,803,700	36,421
2018	2,871	2,243	1,680	21.9%	74.9%	58.5%	51,537,400	30,677



YEAR	CAT	RING	SOLD	% W/D	% S/R	% S/C	GROSS AU\$	AVG AU\$
2022	1,540	1,247	980	19.0%	78.6%	63.6%	17,232,193	17,584
2021	1,380	890	632	35.5%	71.0%	45.8%	8,069,010	12,767
2020	1,380	1,117	796	19.1%	71.3%	57.7%	10,302,243	12,943
2019	1,444	1,152	912	20.2%	79.2%	63.2%	13,049,143	14,308
2018	1,431	1,157	912	19.1%	78.8%	63.7%	17,263,989	18,930



YEAR	CAT	RING	SOLD	% W/D	% S/R	% S/C	GROSS \$	AVG \$
2022	4,426	3,455	2,826	21.9%	81.8%	63.8%	89,469,671	31,659
2021	4,321	3,206	2,422	25.8%	75.5%	56.1%	72,794,373	30,055
2020	4,533	3,426	2,566	24.4%	74.9%	56.6%	66,778,770	26,024
2019	4,171	3,246	2,554	22.2%	78.7%	61.2%	74,586,066	29,204
2018	4,302	3,400	2,592	21.0%	76.2%	60.3%	71,092,572	27,428



YEAR	CAT	RING	SOLD	% W/D	% S/R	% S/C	GROSS AU\$	AVG AU\$
2022	810	740	680	8.6%	91.9%	84.0%	73,209,000	107,660
2021	803	707	643	12.0%	90.9%	80.1%	58,231,000	90,561
2020	808	739	626	8.5%	84.7%	77.5%	47,327,048	75,602
2019	808	726	602	10.1%	82.9%	74.5%	45,457,250	75,510
2018	800	744	679	7.0%	91.3%	84.9%	55,650,000	81,959

SECTION 6: BILL'S TWEETS



Bill Oppenheim @billoppenheim · 2h ...

And as for @thesaudi cup races - illuminating! Japan won 4, all ridden by C-P Lemaire + 2-3 in Saudi Derby won by US-trained Pinehurst @TomRyankY @StarlightRacing @BobBaffert. And the big one won by a Saudi-trained colt by @LanesEndFarms Quality Road who went through @OBSSales.



Bill Oppenheim @billoppenheim · 2h ...

1st GSW for @JuddmonteFarms Arrogate as Secret Oath canters in the G3 Honeybee, surely a top G1 Kentucky Oaks candidate for the great @DWLukasRacing.



Bill Oppenheim @billoppenheim · Feb 21 ...

Under the radar #2: @DarleyAus Anamoe's win in the G2 Hobartville Sat. A total superstar, he has now made 13 starts (all in stakes), has won 2xG1, 3xG2, 2nd G1 3x (1200m-2040m) & likely 1st ever (of 600+ we've studied) to score 19/19 on SSR's AUS sire success predictive scale.



Bill Oppenheim @billoppenheim · Feb 21 ...

Home Affairs' narrow defeat of Nature Strip in Saturday's G1 Black Caviar Lightning S. meant his sire I Am Invincible took the lead by \$400k on the Australian GSL from Nature Strip's sire Nicconi, \$13.09m to \$12.69m. Snitzel 3rd \$10.30m @yarramanpark @widdenstud @ArrowfieldStud



Bill Oppenheim @billoppenheim · Feb 21 ...

In the Under-The-Radar Dept.: 2 maiden winners for Almanzor at Cagnes-Sur-Mer Saturday for his trainer J-C Rouget. He now has 5 winners this year (1 at Tampa) plus the big-race 2yo winner in NZ. They always figured to be better 3yo's @Haras_d_Etreham @CambridgeStud



Bill Oppenheim @billoppenheim · Feb 20 ...

Big day Sat for 3yo's by F2018 North American 3rd-crop sires: Not This Time wnr of G2 Risen Star (now 1 G1W, 2 G2W, both in '22), Nyquist wnr of G2 Rachel Alexandra (now 2 G1W, 2 G2W). Runhappy had Risen Star 2nd, OP Dixie Belle wnr @TMStallions, @DarleyAmerica @claibornefarm



Bill Oppenheim Retweeted



emily plant @ejplantain · Feb 15 ...

Top 3 sires on the N American general sire list: Into Mischief, Quality Road, and Munnings. Love seeing them at the top- @billoppenheim & I big fans and recommended each when standing for less than \$35k. That's the idea anyway- find the good ones on the way up!!



Bill Oppenheim @billoppenheim · Feb 13 ...

The race is getting tighter - Nicconi's lead over I Am Invincible (11 SW '21-'22) on the Australian General Sire List is down to <\$100,000, while 'Vinnie' has almost a \$2.5m lead over 4-time Champion Sire Snitzel (13 SW) in 3rd. Could it finally be Vinnie's turn? @yarramanpark



Bill Oppenheim @biloppenheim · Feb 10

...

Speaking of Not This Time [@TMStallions](#), he has 5! 3yo colts to note: Epicenter (Asmussen/G2 Risen Star), Simplification (Sano/2nd G3 Holy Bull), Howling Time (Romans/G3 Sam Davis), Chasing Time (Asmussen/G2 Rebel), In Due Time (Breen/FL). That's an impressive group. We stay tuned



Bill Oppenheim @biloppenheim · Feb 10

...

The Feb 19 G2 Risen Star [@fairgroundsnola](#) is shaping up as a humdinger: Smile Happy (Runhappy/McPeek), Zandon (Upstart/Brown), Slow Down Andy (Nyquist/O'Neill), Epicenter (Not This Time/Asmussen), Pappacap (Gun Runner/Casse), Pioneer of Medina (Pioneerof The Nile/Pletcher). Wow.



Bill Oppenheim @biloppenheim · Feb 10

...

They're ripping up the record books at the Australian yearling sales as we know, but there was a hugely impressive metric at this week's [@FasigTiptonCo](#) February Mixed Sale: 88.5% sold/through the ring. Haven't seen that in a while in US sales. [@keenelandsales](#) January was 81% too.



Bill Oppenheim @biloppenheim · Feb 8

...

Book 1 [@inglis_sales](#) Classic sale: 660 catalogued (+6%/620 '21), 545 sold (82.6% cat/90.2% offered), A\$66,823,500 (+29%), avg \$122,612 (+20%), median \$100,000 (+20%). Extreme Choice top sire and how with 7/\$352,857 with record-breakers \$825k/\$775k [@NewgateFarm](#). All good!



Bill Oppenheim @biloppenheim · Feb 6

...

Xtravagant Star's win in the A\$2m Inglis Millennium on Saturday turned the spotlight on her 2nd-crop sire Xtravagant, a G1 NZ 2000 Guineas winner from 1996 G1 'King George' winner Pentire's NZ crops. He was a son of the early Coolmore sire Be My Guest [@NewhavenPark](#) [@RichHillStud](#)



Bill Oppenheim @biloppenheim · Feb 6

...

The ANZ yearling sale season opener [@mmsnippets](#) was +14% in gross & avg (+\$30m/+\$30k). 1st day [@inglis_sales](#) Classic +25% avg +38% median from 2021. Sale was growing anyway but this projects out to 506 sales for \$64.4m +25% but 8% more catalogued. It's very strong anyhow!



Bill Oppenheim @biloppenheim · Feb 6

...

English Channel's son Optimizer ran 33 times, won 3 G3's, 2nd twice to Wise Dan G1, G2; 2nd to Point of Entry G1. From 44 foals in 1st 2 crops had G3W 3f Opalina (ex Kitten's Joy mare). Has 14 2yo's, 4 foals of '21, covered 4 mares '21 [@CalumetFarm](#) Deserves more mares now.



Bill Oppenheim @biloppenheim · Feb 2

...

The Australian General Sire List is getting interesting now. Everest winner Nature Strip's sire Nicconi's lead has been cut to <\$600k by perennial bridesmaid I Am Invincible (12 SW 21/22) with 4-time champion Snitzel (10 SW) now 3rd [@widdenstud](#) [@yarramanpark](#) [@ArrowfieldStud](#).