

Thoroughbred Market Report



NOVEMBER 2021

Editor – Bill Oppenheim, bopp@billoppenheim.com
Managing Editor – Emily J Plant PhD, emily@billoppenheim.com
Worldwide Sales Ticker – Brianne Stanley, bristanley1@gmail.com

Copyright 2021: The Bill Oppenheim Group

For subscription information go to www.billoppenheim.com
or contact info@billoppenheim.com

Thoroughbred Market Report

NOVEMBER 2021



Keeneland November Sale 2019, photo courtesy Keeneland

TABLE OF CONTENTS

	PAGE
SECTION 1: KENTUCKY NOVEMBER SALES PREVIEW	1
SECTION 2: EUROPEAN YEARLING SALES RESULTS	4
SECTION 3: WORLDWIDE SALES TICKER	6
SECTION 4: BILL'S TWEETS	9

IN THIS ISSUE

- At the Kentucky November sales, first-year sires as usual are very prominent. Four of the seven sires with 30+ mares catalogued in foal between Fasig and Keeneland covered their first mares in 2021 (McKinzie 41, War Of Will 34, Authentic 32, Spun To Run 30), and six of the nine sires with 28+ weanlings catalogued are represented by their first crops: Spendthrift's quartet of Vino Rosso (46), Mitole (45), Maximus Mischief (33), and Omaha Beach (28), plus Catalina Cruiser (43) and Audible (40).
- After big gains in the final middle-market sales at Tattersalls October 2 and Arqana October, the European yearling market has grossed £304-million with a small scattering of sales yet to come, compared to £297-million in both 2019 and 2018, and £314-million in 2017, with the clearance rate (sold/catalogued) of almost 77% the highest in the last five years. Dubawi (US\$738,325), Galileo (\$666,526), and Frankel (\$469,977) were the top sires by average.
- The final two October sales showed massive gains from 2019 while both averaging right at \$45,500: Tattersalls Autumn Horses of Racing Age Sale was +24% in gross and +22% on average from 2019, while the Fasig October Yearling Sale was +37% in gross and +20% in average. Fasig sold 72.7% of the yearlings catalogued, over 9% higher than in 2019. After a year in which the benchmarks were "did it equal 2019?" the last two sales of October bounded ahead of 2018/2019 figures.

To subscribe to the *Thoroughbred Market Report* please visit <https://billoppenheim.com/abouttmr.php> or email emily@billoppenheim.com

SECTION 1: KENTUCKY NOVEMBER SALES PREVIEW



McKinzie, leading stallion by number of pregnant mares cataloged at Kentucky November sales. Photo courtesy Gainesway

Not surprisingly, of the seven sires who have 30+ mares catalogued in foal at the Kentucky November sales, four covered their first crops of mares in 2021. Gainesway's **McKinzie** (41 mares catalogued in foal) ran 18 times over four seasons, 16 of those (including his last 15 starts) in G1 or G2 races, including seven G1/G2 wins and five G1/G2 seconds. That's some record of consistency at the top level, and he ran Beyers of 105-111 six times. Claiborne's 2019 G1 Preakness winner **War Of Will** has 34 mares catalogued in foal; Spendthrift's 2020 G1 (September) Kentucky Derby winner, G1 Breeders' Cup Classic winner, and Horse Of The Year **Authentic** has 32, and Gainesway's 2019 G1 Breeders' Cup Dirt Mile winner and G1 Cigar Mile second (to Maximum Security) **Spun To Run** has 30. Also with more than 30 mares catalogued in foal are Ashford's #3 Freshman Sire **Practical Joke** (39) and the red-hot **Munnings** (32), sire of G1 Breeders' Cup Juvenile favorite Jack Christopher, as well as Hill 'n' Dale's **Maclean's Music** (35), sire of probable G1 Breeders' Cup Sprint favorite Jackie's Warrior. Five other first-year covering sires have 20+ mares catalogued in foal: **Complexity** (23); **Game Winner**, **Improbable**, and **Vekoma** (22 each); and **Volatile** (20).

Similarly, six of the nine stallions with 28+ weanlings catalogued in the Kentucky November sales are first-crop weanling sires, and four of the six stand at Spendthrift: 2019 G1 Breeders' Cup Classic winner **Vino Rosso** (46); three-time 2019 7f-1m G1 winner **Mitole** (45); 2018 G2 Remsen winner **Maximus Mischief** (33); and **Omaha Beach** (28), who won G1 races at 6 furlongs, 7 furlongs, and 9 furlongs as a 3yo in 2019. Also among the six are Lane's End's five-time G2 winner **Catalina Cruiser** (43) and WinStar's 2018 F1 Florida Derby **Audible** (40). The not-first-crop sires with 28+ weanlings catalogued are Ashford's **Munnings** (42) and **Practical Joke** (34), and Three Chimneys' leading Freshman Sire, **Gun Runner** (31). Practical Joke, Audible, and Maximus Mischief are all by Into Mischief, odds-on going into the Breeders' Cup to be North America's champion sire in 2021 for the third year running.

53 COVERING SIRES WITH 15+ MARES CATALOGUED, KENTUCKY NOVEMBER SALES

SIRE NAME	FFLS	HIS SIRE	STANDS	2021 FEE	2020 FEE	2021 YRLG # SOLD	2021 YRLG AVG (\$USD)	APEX A RNR INDEX	# CAT.	FT NOV	KEE NOV	KEE BK 1	KEE BK 2	KEE BK 3-5
MCKINZIE	2022	STREET SENSE	KY	30,000	-	-	-	-	41	2	39	1	16	22
PRACTICAL JOKE	2019	INTO MISCHIEF	KY	22,500	25,000	65	187,800	-	39		39		9	30
MACLEAN'S MUSIC	2014	DISTORTED HUMOR	KY	20,000	20,000	40	130,725	1.40	35		35	1	11	23
WAR OF WILL	2022	WAR FRONT	KY	25,000	-	-	-	-	34		34		11	23
AUTHENTIC	2022	INTO MISCHIEF	KY	75,000	-	-	-	-	32	4	28	8	18	2
MUNNINGS	2012	SPEIGHTSTOWN	KY	40,000	30,000	63	146,111	2.19	32	1	31	4	19	8
SPUN TO RUN	2022	HARD SPUN	KY	12,500	-	-	-	-	30		30			30
CITY OF LIGHT	2020	QUALITY ROAD	KY	40,000	40,000	63	346,933	-	27	2	25	1	13	11
LIAM'S MAP	2017	UNBRIDLED'S SONG	KY	30,000	35,000	41	126,024	2.33	26	1	25	3	7	15
FROSTED	2018	TAPIT	KY	25,000	40,000	35	68,314	1.49	25	2	23	1	7	15
UNION RAGS	2014	DIXIE UNION	KY	30,000	60,000	41	95,939	1.48	25		25	1	12	12
CONNECT	2019	CURLIN	KY	15,000	20,000	32	63,813	-	24		24		1	23
MITOLE	2021	ESKENDEREYA	KY	15,000	25,000	-	-	-	24	1	23		3	20
OMAHA BEACH	2021	WAR FRONT	KY	35,000	45,000	-	-	-	24	2	22	3	11	8
UNIFIED	2019	CANDY RIDE	KY	10,000	10,000	27	85,963	-	24		24		2	22
WEST COAST	2020	FLATTER	KY	20,000	35,000	54	72,241	-	24		24		4	20
AMERICAN PHAROAH	2017	PIONEEROF THE NILE	KY	100,000	175,000	44	211,875	2.86	23	1	22	8	12	2
COMPLEXITY	2022	MACLEAN'S MUSIC	KY	12,500	-	-	-	-	23		23	1	3	19
INTO MISCHIEF	2010	HARLAN'S HOLIDAY	KY	225,000	175,000	82	440,817	2.90	23	11	12	12		
GAME WINNER	2022	CANDY RIDE	KY	30,000	-	-	-	-	22	1	21	1	12	8
IMPROBABLE	2022	CITY ZIP	KY	40,000	-	-	-	-	22		22	2	8	12
TAPWRIT	2020	TAPIT	KY	10,000	10,000	47	56,532	-	22		22			22
VEKOMA	2022	CANDY RIDE	KY	20,000	-	-	-	-	22	3	19		4	15
AUDIBLE	2021	INTO MISCHIEF	KY	22,500	25,000	-	-	-	21		21	1	5	15
COLLECTED	2020	CITY ZIP	KY	17,500	17,500	62	85,887	-	21		21		4	17
OUTWORK	2018	UNCLE MO	KY	15,000	15,000	15	30,967	1.80	21		21			21
HARD SPUN	2009	DANZIG	KY	35,000	40,000	53	90,302	1.76	20		20	2	7	11
NOT THIS TIME	2018	GIANT'S CAUSEWAY	KY	40,000	12,500	19	134,526	2.08	20	2	18	2	8	8
VINO ROSSO	2021	CURLIN	KY	25,000	30,000	-	-	-	20		20		4	16
VOLATILE	2022	VIOLENCE	KY	17,500	-	-	-	-	20	1	19		3	16
GLOBAL CAMPAIGN	2022	CURLIN	KY	12,500	-	-	-	-	19		19			19
TWIRLING CANDY	2013	CANDY RIDE	KY	40,000	40,000	42	143,595	1.77	19	1	18		8	10
UNCLE MO	2013	INDIAN CHARLIE	KY	175,000	125,000	67	307,561	3.04	19	6	13	5	7	1
ARMY MULE	2020	FRIESAN FIRE	KY	7,500	10,000	33	134,000	-	18		18			18
BERNARDINI	2008	A.P. INDY	DEAD	35,000	40,000	32	93,594	1.94	18		18		3	15
JUSTIFY	2020	SCAT DADDY	KY	125,000	150,000	70	373,595	-	18	4	14	6	6	2
THE FACTOR	2014	WAR FRONT	KY	17,500	17,500	11	35,818	1.15	18		18			18
TIZ THE LAW	2022	CONSTITUTION	KY	40,000	-	-	-	-	18		18	2	7	9
ACCELERATE	2020	LOOKIN AT LUCKY	KY	17,500	20,000	53	87,453	-	17		17		2	15
BOLT D'ORO	2020	MEDAGLIA D'ORO	KY	15,000	25,000	70	179,757	-	17		17		1	16
CATALINA CRUISER	2021	UNION RAGS	KY	15,000	20,000	-	-	-	17		17		1	16
DAREDEVIL	2017	MORE THAN READY	KY	25,000	-	1	30,000	2.05	17		17		3	14
GOLDENCENTS	2016	INTO MISCHIEF	KY	15,000	25,000	37	45,797	1.66	17		17			17
LAOBAN	2018	UNCLE MO	DEAD	25,000	5,000	12	84,458	4.22	17		17		7	10
NYQUIST	2018	UNCLE MO	KY	75,000	40,000	40	187,250	1.96	17	1	16	4	8	4
GOOD MAGIC	2020	CURLIN	KY	30,000	35,000	76	172,620	-	16		16		1	15
GUN RUNNER	2019	CANDY RIDE	KY	50,000	70,000	45	330,089	-	16	3	13	2	9	2
INSTAGRAND	2022	INTO MISCHIEF	KY	7,500	-	-	-	-	16		16			16
KITTEN'S JOY	2007	EL PRADO	KY	60,000	75,000	30	113,336	1.96	16	1	15	2	3	10
MASTERY	2019	CANDY RIDE	KY	25,000	25,000	38	60,118	-	16		16		1	15
GHOSTZAPPER	2007	AWESOME AGAIN	KY	85,000	85,000	34	143,488	2.73	15	2	13	1	7	5
KLIMT	2019	QUALITY ROAD	KY	10,000	10,000	28	33,250	-	15		15		1	14
YOSHIDA	2021	HEART'S CRY	KY	15,000	20,000	-	-	-	15		15			15

For a complete roster of all 180 covering sires with mares catalogued at the Kentucky November sales, please [click here](#)



Vino Rosso, leading stallion by number of weanlings cataloged at Kentucky November sales. Photo courtesy Spendthrift

39 SIRES WITH 15+ WEANLINGS CATALOGUED, KENTUCKY NOVEMBER SALES

SIRE NAME	FFLS	HIS SIRE	STANDS	2021 FEE	2020 FEE	2021 YRLG # SOLD	2021 YRLG AVG (\$USD)	APEX A RNR INDEX	# CAT.	# COLTS	# FILLIES	FT NOV	KEE NOV	KEE BK1
VINO ROSSO	2021	CURLIN	KY	25,000	30,000	-	-	-	46	25	21	5	41	3
MITOLE	2021	ESKENDEREYA	KY	15,000	25,000	-	-	-	45	22	23	4	41	2
CATALINA CRUISER	2021	UNION RAGS	KY	15,000	20,000	-	-	-	43	24	19	2	41	1
MUNNINGS	2012	SPEIGHTSTOWN	KY	40,000	30,000	63	146,111	2.19	42	20	22	4	38	
AUDIBLE	2021	INTO MISCHIEF	KY	22,500	25,000	-	-	-	40	12	28	3	37	
PRACTICAL JOKE	2019	INTO MISCHIEF	KY	22,500	25,000	65	187,800	-	34	10	24	7	27	
MAXIMUS MISCHIEF	2021	INTO MISCHIEF	KY	7,500	7,500	-	-	-	33	12	21	5	28	
GUN RUNNER	2019	CANDY RIDE	KY	50,000	70,000	45	330,089	-	31	16	15	11	20	2
OMAHA BEACH	2021	WAR FRONT	KY	35,000	45,000	-	-	-	28	19	9	6	22	4
CONSTITUTION	2017	TAPIT	KY	85,000	40,000	23	114,174	3.62	27	15	12	4	23	2
UNCLE MO	2013	INDIAN CHARLIE	KY	175,000	125,000	67	307,561	3.04	26	17	9	10	16	4
LIAM'S MAP	2017	UNBRIDLED'S SONG	KY	30,000	35,000	41	126,024	2.33	25	11	14	2	23	
MENDELSSOHN	2020	SCAT DADDY	KY	35,000	35,000	82	162,144	-	25	12	13	1	24	
BOLT D'ORO	2020	MEDAGLIA D'ORO	KY	15,000	25,000	70	179,757	-	24	13	11	7	17	1
OUTWORK	2018	UNCLE MO	KY	15,000	15,000	15	30,967	1.80	24	13	11	1	23	
TWIRLING CANDY	2013	CANDY RIDE	KY	40,000	40,000	42	143,595	1.77	23	14	9		23	2
CATHOLIC BOY	2021	MORE THAN READY	KY	25,000	25,000	-	-	-	22	13	9	1	21	
MASTERY	2019	CANDY RIDE	KY	25,000	25,000	38	60,118	-	22	10	12		22	
YOSHIDA	2021	HEART'S CRY	KY	15,000	20,000	-	-	-	22	11	11	2	20	
FLAMEAWAY	2021	SCAT DADDY	KY	7,500	7,500	-	-	-	21	11	10		21	
GOOD MAGIC	2020	CURLIN	KY	30,000	35,000	76	172,620	-	21	11	10	2	19	
KLIMT	2019	QUALITY ROAD	KY	10,000	10,000	28	33,250	-	21	12	9	2	19	
NOT THIS TIME	2018	GIANT'S CAUSEWAY	KY	40,000	12,500	19	134,526	2.08	21	13	8	1	20	1
PALACE MALICE	2017	CURLIN	KY	20,000	25,000	10	31,150	1.09	21	8	13		21	
PRESERVATIONIST	2021	ARCH	KY	10,000	10,000	-	-	-	21	12	9		21	
MORE THAN READY	2002	SOUTHERN HALO	KY	65,000	80,000	40	144,184	1.93	20	8	12	4	16	2
WORLD OF TROUBLE	2021	KANTHAROS	KY	7,500	15,000	-	-	-	20	9	11	1	19	
CITY OF LIGHT	2020	QUALITY ROAD	KY	40,000	40,000	63	346,933	-	19	8	11	2	17	4
ENTICED	2021	MEDAGLIA D'ORO	KY	7,500	10,000	-	-	-	19	8	11		19	
GOLDENCENTS	2016	INTO MISCHIEF	KY	15,000	25,000	37	45,797	1.66	19	11	8		19	
CLASSIC EMPIRE	2019	PIONEEROF THE NILE	KY	17,500	20,000	28	73,821	-	18	12	6		18	
TAPWRIT	2020	TAPIT	KY	10,000	10,000	47	56,532	-	18	11	7		18	
NYQUIST	2018	UNCLE MO	KY	75,000	40,000	40	187,250	1.96	17	6	11		17	
VIOLENCE	2015	MEDAGLIA D'ORO	KY	25,000	25,000	43	144,488	0.90	16	6	10	1	15	
COLLECTED	2020	CITY ZIP	KY	17,500	17,500	62	85,887	-	15	8	7		15	1
CONNECT	2019	CURLIN	KY	15,000	20,000	32	63,813	-	15	7	8	1	14	
GHOSTZAPPER	2007	AWESOME AGAIN	KY	85,000	85,000	34	143,488	2.73	15	8	7	3	12	3
HARD SPUN	2009	DANZIG	KY	35,000	40,000	53	90,302	1.76	15	11	4	2	13	1

For a complete roster of all 164 sires with weanlings catalogued at the Kentucky November sales, please [click here](#)

SECTION 2: EUROPEAN YEARLING SALES RESULTS



*Dubawi, leading European sire of yearlings
Photo courtesy Darley Stallions*

There was no room at the table for first-crop sires in the upper reaches of the 2021 European yearling sales, where all ten of the sires who averaged over the equivalent of US\$200,000 have at least their first 5yo's racing. **Dubawi** (23/US\$738,325) and **Galileo** (23/\$666,526) each had 23 yearlings sell, with Dubawi slightly having the edge by yearling average, **Frankel** (28/\$469,997), now the European, and World, number three while he awaits his turn as world number one (it is coming) was the only other sire to average over \$400,000. **Shamardal** only had four sell, from 10 catalogued, which averaged \$365,873, while **Kingman** (64/\$339,273) and **Sea The Stars** (67/\$286,169) were among the most

prolific of the top ten. French Champion Sire **Siyouni** had 38 average \$263,105, while **Lope De Vega** had a massive 85 yearlings sell (of 99 catalogued) for an average of \$261,104. **No Nay Never** (59/\$256,587) and **Camelot** (36/\$240,131) round out the top ten. The leading first-crop yearling sire, Coolmore's **Saxon Warrior** (47/\$123,464) ranked just 19th by average, followed by Tweenhills' pair of **Zoustar** (63/\$104,714), from his first North American crop, and **Roaring Lion** (44/\$104,151), from his only crop.

EUROPEAN YEARLING SALES RESULTS - TOP 50 SIRES BY AVERAGE

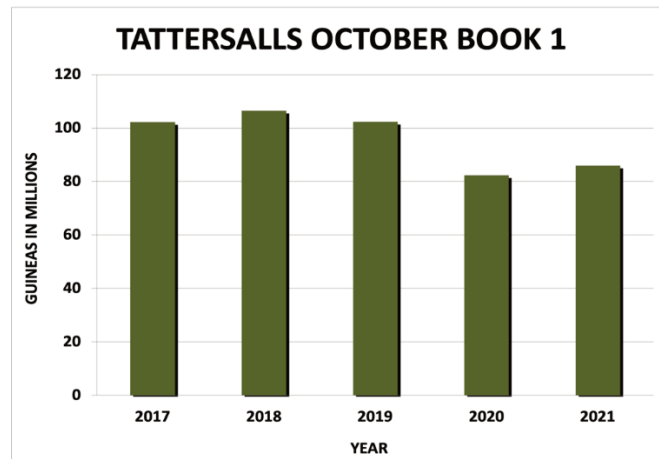
Thru October 27, 2021- Fasig-Tipton July, Saratoga, & NY-Bred Sales; Goffs Orby & Sportsmans, Goffs UK Premier & Silver; Arqana August & October; Keeneland September; Tatts Ire, Somerville, and October 1-4; Osarus.

SIRE NAME	YOB	HIS SIRE	FFLS	ST	2019 FEE	2021 FEE	# CAT	# RING	# SOLD	US\$ AVG	US\$ MED
DUBAWI	2002	DUBAI MILLENNIUM	2007	ENG	250,000	250,000	30	27	23	738,325	615,825
GALILEO	1998	SADLER'S WELLS	2003	DEAD	PVT	PVT	28	23	23	666,526	510,400
FRANKEL	2008	GALILEO	2014	ENG	175,000	175,000	41	36	28	469,977	326,025
SHAMARDAL	2002	GIANT'S CAUSEWAY	2007	DEAD	PVT	-	10	8	4	365,873	242,708
KINGMAN	2011	INVINCIBLE SPIRIT	2016	ENG	75,000	150,000	93	83	64	339,273	253,575
SEA THE STARS	2006	CAPE CROSS	2011	IRE	135,000	150,000	86	75	67	286,169	208,800
SIYOUNI	2007	PIVOTAL	2012	FR	100,000	140,000	53	48	38	263,105	224,398
LOPE DE VEGA	2007	SHAMARDAL	2012	IRE	80,000	125,000	99	95	85	261,014	217,350
NO NAY NEVER	2011	SCAT DADDY	2016	IRE	100,000	125,000	77	70	59	256,587	177,000
CAMELOT	2009	MONTJEU	2015	IRE	40,000	45,000	47	44	36	240,631	192,208
WOOTTON BASSETT	2008	IFFRAAJ	2013	IRE	40,000	100,000	50	46	43	188,726	153,400
INVINCIBLE SPIRIT	1997	GREEN DESERT	2004	IRE	120,000	80,000	41	35	26	173,748	122,483
KODIAC	2001	DANEHILL	2008	IRE	65,000	65,000	131	121	110	150,725	110,300
DARK ANGEL	2005	ACCLAMATION	2009	IRE	85,000	60,000	87	77	60	148,815	102,915
NIGHT OF THUNDER	2011	DUBAWI	2017	IRE	15,000	75,000	42	40	33	146,231	108,675
FARHH	2008	PIVOTAL	2015	ENG	10,000	PVT	12	11	11	140,008	72,450
SHOWCASING	2007	OASIS DREAM	2012	ENG	55,000	45,000	91	83	76	130,938	97,115
ALMANZOR	2013	WOOTTON BASSETT	2019	FR	35,000	30,000	52	48	41	123,651	100,300
SAXON WARRIOR	2015	DEEP IMPACT	2020	IRE	30,000	20,000	62	58	47	123,464	72,450
AUSTRALIA	2011	GALILEO	2016	IRE	35,000	25,000	80	73	64	119,681	70,277
OASIS DREAM	2000	GREEN DESERT	2005	ENG	30,000	20,000	59	58	52	117,734	99,257
MEHMAS	2014	ACCLAMATION	2018	IRE	10,000	25,000	44	41	39	117,425	90,860
ZOUSTAR	2010	NORTHERN METEOR	2020	AUS	25,000	25,000	76	68	63	104,714	82,600
ROARING LION	2015	KITTEN'S JOY	2020	DEAD	40,000	-	53	49	44	104,151	94,185
CHURCHILL	2014	GALILEO	2019	IRE	35,000	30,000	91	88	70	103,678	69,600
TEOFILO	2004	GALILEO	2009	IRE	40,000	30,000	23	22	18	102,817	73,630
ACCLAMATION-GB	1999	ROYAL APPLAUSE	2005	IRE	40,000	27,500	45	42	38	100,321	78,660
SEA THE MOON	2011	SEA THE STARS	2016	ENG	15,000	22,500	50	45	41	99,593	65,205
ADLERFLUG	2004	IN THE WINGS	2011	DEAD	15,000	16,000	1	1	1	98,600	98,600
LE HAVRE	2006	NOVERRE	2011	FR	45,000	40,000	53	48	47	97,108	82,600
NEW BAY	2012	DUBAWI	2018	IRE	15,000	20,000	42	39	34	96,338	71,001
FASTNET ROCK	2001	DANEHILL	2011	AUS	70,000	50,000	11	10	7	93,145	79,060
STARSPANGLED BANNER	2006	CHOISIR	2012	IRE	17,500	22,500	84	77	67	89,699	69,600
EXCEED AND EXCEL	2000	DANEHILL	2006	AUS	50,000	-	39	38	34	87,258	73,899
CARAVAGGIO	2014	SCAT DADDY	2019	KY	35,000	25,000	37	36	31	86,135	59,340
FREE EAGLE	2011	HIGH CHAPARRAL	2017	IRE	12,500	8,000	8	8	5	84,198	72,450
CRACKSMAN	2014	FRANKEL	2020	ENG	25,000	17,500	69	63	51	82,198	60,320
U S NAVY FLAG	2015	WAR FRONT	2020	IRE	25,000	12,500	43	41	39	81,668	64,900
ULYSSES	2013	GALILEO	2019	ENG	17,500	10,000	27	23	20	81,620	55,787
GOKEN	2012	KENDARGENT	2018	FR	3,000	15,000	2	2	1	76,700	76,700
GALIWAY	2011	GALILEO	2017	FR	3,000	12,000	20	18	16	74,739	31,320
ARDAD	2014	KODIAC	2019	ENG	6,500	4,000	32	30	30	74,497	52,337
FOOTSTEPS IN THE SAND	2002	GIANT'S CAUSEWAY	2007	IRE	10,000	12,500	41	33	27	73,273	24,780
TIME TEST	2012	DUBAWI	2019	ENG	8,500	8,500	26	24	22	71,653	50,715
RIBCHESTER	2013	IFFRAAJ	2019	IRE	25,000	17,500	60	57	47	70,981	48,300
GLENEAGLES	2012	GALILEO	2017	IRE	30,000	25,000	59	51	43	70,375	53,100
SIXTIES ICON	2003	GALILEO	2010	ENG	6,000	1,000	3	3	2	69,630	69,630
NATHANIEL	2008	GALILEO	2014	ENG	25,000	15,000	36	34	29	69,614	37,674
HARRY ANGEL	2014	DARK ANGEL	2020	ENG	20,000	12,500	62	57	45	68,724	46,368
FASCINATING ROCK	2011	FASTNET ROCK	2018	IRE	7,500	5,000	5	4	4	67,790	56,050

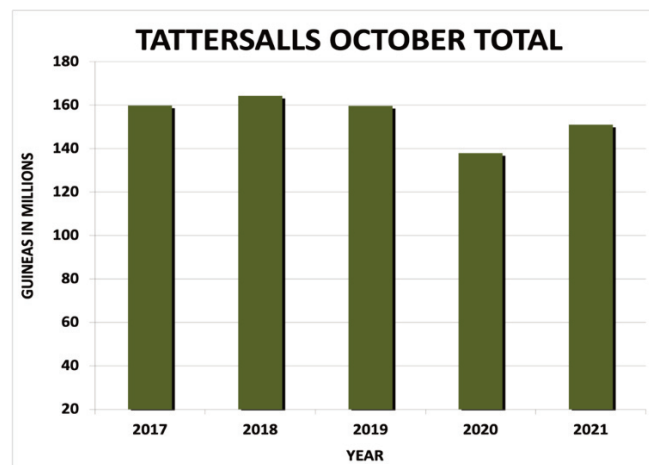
**For a complete roster of all 232 sires with yearlings sold at
2021 European yearling sales, please [click here](#)**

SECTION 3: WORLDWIDE SALES TICKER

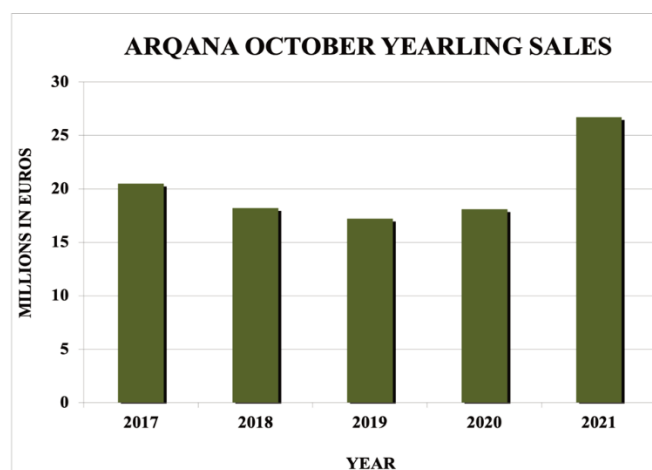
NORTHERN HEMISPHERE YEARLINGS- TATTERSALLS OCTOBER, ARQANA OCTOBER,
ALL EUROPEAN *Through October 29, 2021*



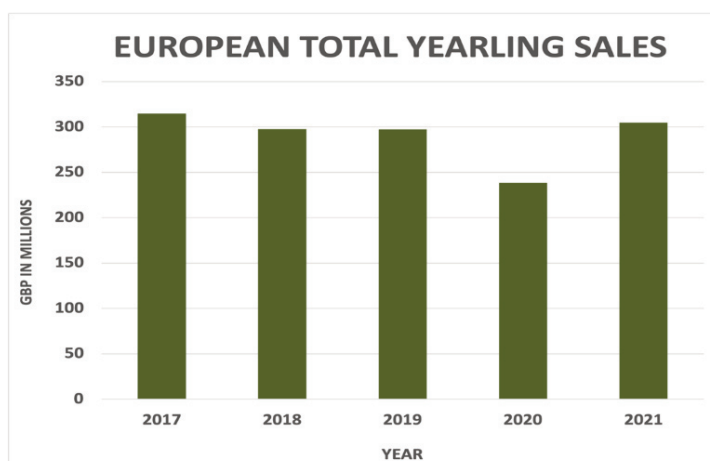
YEAR	CAT	RING	SOLD	% W/D	% S/R	% S/C	GROSS gns	AVG gns
2021	502	452	375	10.0%	83.0%	74.7%	86,369,000	230,317
2020	548	466	369	15.0%	79.2%	67.3%	82,385,000	223,266
2019	552	483	397	12.5%	82.2%	71.9%	102,429,000	258,008
2018	519	456	392	12.1%	86.0%	75.5%	106,503,000	271,691
2017	502	442	349	12.0%	79.0%	69.5%	102,290,000	293,095



YEAR	CAT	RING	SOLD	% W/D	% S/R	% S/C	GROSS gns	AVG gns
2021	2,020	1,809	1,542	10.4%	85.2%	76.3%	151,658,350	98,352
2020	2,049	1,816	1,507	11.4%	83.0%	73.5%	138,268,200	91,751
2019	2,085	1,853	1,502	11.1%	81.1%	72.0%	158,155,600	105,297
2018	2,098	1,882	1,552	10.3%	82.5%	74.0%	162,731,400	104,853
2017	2,017	1,819	1,461	9.8%	80.3%	72.4%	158,248,350	108,315



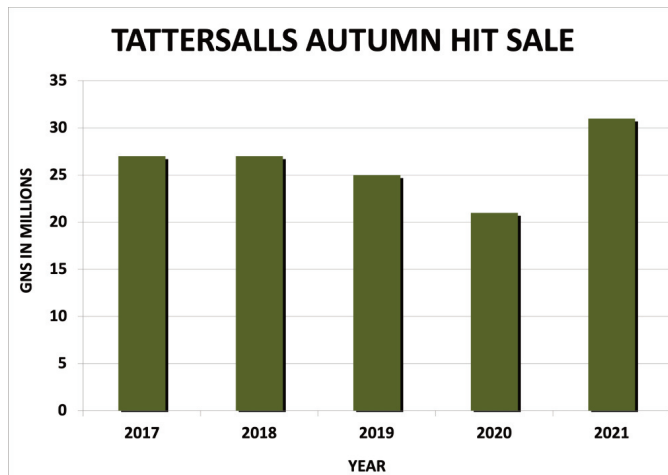
YEAR	CAT	RING	SOLD	% W/D	% S/R	% S/C	GROSS €	AVG €
2021	751	694	582	7.6%	83.9%	77.5%	26,740,500	45,946
2020	781	708	578	9.3%	81.6%	74.0%	18,062,000	31,249
2019	608	562	417	7.6%	74.2%	68.6%	17,181,000	41,201
2018	625	571	452	8.6%	79.2%	72.3%	18,236,000	40,345
2017	653	606	490	7.2%	80.9%	75.0%	20,526,500	41,891



YEAR	CAT	RING	SOLD	% W/D	% S/R	% S/C	GROSS £	AVG £
2021	5,801	5,241	4,454	9.7%	85.0%	76.8%	304,729,324	68,417
2020	5,526	4,773	3,829	13.6%	80.2%	69.3%	238,381,406	62,257
2019	5,664	5,138	4,117	9.3%	80.1%	72.7%	297,116,782	72,168
2018	5,711	5,209	4,193	8.8%	80.5%	73.4%	297,465,864	70,943
2017	5,742	5,262	4,293	8.4%	81.6%	74.8%	314,772,218	73,322



YEAR	CAT	RING	SOLD	% W/D	% S/R	% S/C	GROSS \$	AVG \$
2021	1,586	1,358	1,153	14.4%	84.9%	72.7%	52,607,500	45,627
2020	1,553	1,226	961	21.1%	78.4%	61.9%	32,743,700	34,073
2019	1,589	1,335	1,008	16.0%	75.5%	63.4%	38,258,900	37,955
2018	1,500	1,246	963	16.9%	77.3%	64.2%	34,260,100	35,576
2017	1,461	1,267	981	13.3%	77.4%	67.1%	35,812,900	36,507



YEAR	CAT	RING	SOLD	% W/D	% S/R	% S/C	GROSS gns	AVG gns
2021	1,588	1,095	1,003	31.0%	91.6%	63.2%	31,471,300	31,377
2020	1,625	1,105	971	32.0%	87.9%	59.8%	21,735,100	22,384
2019	1,562	1,097	985	29.8%	89.8%	63.1%	25,393,400	25,780
2018	1,644	1,181	1,049	28.2%	88.8%	63.8%	26,853,500	25,599
2017	1,762	1,255	1,065	28.8%	84.9%	60.4%	27,282,200	25,617

SECTION 4: BILL'S TWEETS



Bill Oppenheim @billoppenheim · 9m

...

The best value sire in Kentucky: [@LanesEndFarms](#) Liam's Map at \$40,000 (at least until next weekend). He now has 4 G1 + 3 G2 winners in his first 3 crops (oldest 4yo's) and is going nowhere but up. More value sires in Dec Thoroughbred Market Report. Details: emily.plant@gmail.com



Bill Oppenheim @billoppenheim · Oct 29

...

Huge win in the 2500m G1 Victoria Derby for Hitotsu, from the first Australian crop by Japanese superstar Maurice out of a Redoute's Choice mare [@ArrowfieldStud](#). Maurice had 3 runners in the race.



Bill Oppenheim @billoppenheim · Oct 29

...

There are 7 dirt races and 7 turf races in next weekend's [@BreedersCup](#) at [@DelMarRacing](#). Number of horses pre-entered in 7 turf races: 138 (avg 19.7); number pre-entered in 7 dirt races: 74 (avg 10.6). Races over-subscribed on turf: 7/7; races over-subscribed on dirt: 0/7.



Bill Oppenheim @billoppenheim · Oct 29

...

What a week of record-breaking sales, both averaging just at \$45.5k. [@Tattersalls1766](#) Autumn HORA- 1003 sold avg 31,377 gns (\$45,500), gross + 24% from 2019, avg +22% & [@FasigTiptonCo](#) October yearlings avg \$45,627, gross +37% from 2019, avg +20%. Fasig sold/cat 72.7% vs 63.4% '19



Bill Oppenheim @billoppenheim · Oct 23

...

What a race [@TheValley](#) Cox Plate was today - all hail [@JosephOBrien2](#), what a performance & for [@coolmorestud](#) Starsangledbanner. But I am convinced this [@DarleyAus](#) Anamoe is one serious racehorse & didn't Verry Ellegant run on like she wanted further? Short field but great race.



Bill Oppenheim @billoppenheim · Oct 23

...

Emily first wrote about [@coolmoreamerica](#) Munnings in the Midyear 2017 edition of our Stallion Spectator Ratings (SSR) book. By the Midyear 2018 edition we were positively advising breeders and buyers to use him. Emily & [@natemccauley](#) were his biggest fans - 3 years ago.



emily plant @ejplantain · Oct 22









Munnings soars to new heights- I have been beating that drum for a long time and he really had a transformational 2021 to be listed for 85k in 2022. He started for \$12.5k in 2011, then 25, 30, 40-50k last year. Once the ball started rolling... watch out [@billoppenheim](#) twitter.com/coolmoreameric...



Bill Oppenheim @billoppenheim · Oct 18

...

Wootton Bassett was the big dog [@InfoArqana](#) today: 15 ring/14 sold, gross €2,812,000, average €200,857 including 4 at €300k+. He had 8% of the yearlings sold for 17% of the gross [@coolmorestud](#) [@Haras_d_Etreham](#)

-  **Bill Oppenheim** @billoppenheim · Oct 18 ...
Big results @InfoArqana October Yearlings Day 1 today: 180 sold/234 cat (76.9%), gross €16,017,000, avg €88,930, median €65,000. Most comparable to 2018: 162/228 (71.0%), gross +47% (€10,875,000), avg +32% (€67,130), median +25% (€52,000). Another strong "85,000" sale.
-  **Bill Oppenheim** @billoppenheim · Oct 15 ...
How can it be the the A\$15-million Everest is having its 5th running and is not a G1 race? Though it emphasizes the value of our APEX sire ratings, black type should be the most critical factor in determining value. It's ludicrous this isn't a G1 @CraigRounsefell @ArrowfieldStud
-  **Bill Oppenheim** @billoppenheim · Oct 13 ...
An incredible 80.4% (650/808) yearlings sold @Tattersalls1766 October 2, compared to 78.4% in 2019. Gross 54,512,000 +12% from '19, average 83,865 +7%, median 62,000 +13%, all records. This and @keenelandsales September the strongest middle market we've seen for a long time.
-  **Bill Oppenheim** @billoppenheim · Oct 12 ...
81% sold/catalogued today @Tattersalls1766 October 2, now 79.8% sold for 2 days. Gross on track for 56-million gns, would be +16% from 2019, average 87,200 +11%, median 65,000 +18%. Like at @keenelandsales September Book 4 Day 1 (80.5%), very strong demand for "the 85,000 horse"
-  **Bill Oppenheim** @billoppenheim · Oct 11 ...
Today's opening session @Tattersalls1766 October Book 2 saw a really impressive 70,000 gns median, which is 27% higher than the 2019 sale median of 55,000. Today 211 sold/270 catalogued (78.1%), gross 18,895,000 (x3 = +17% from 2019), average 89,552 (+14%). Blockbuster session!
-  **Bill Oppenheim** @billoppenheim · Oct 10 ...
We're huge fans of Aussie 3c Anamoe, who won the 1600m G1 Caulfield Guineas yesterday. Unlucky not to win the Golden Slipper & did win the 1400m G1 Sires' Produce as 2yo. Street Boss/Redoute's Choice. @godolphin won Dewhurst yesterday but we love this guy too @DarleyAus
-  **Bill Oppenheim** @billoppenheim · Oct 10 ...
The 2016 then-G2 PA Derby and G1 Cigar Mile winner Connect @LanesEndFarms moved into #2 spot on NA Freshman Sire List with Rattle N Roll's win in G1 Breeders' Futurity @keeneland yesterday, also has 9L G3 Pocahontas winner Hidden Connection for @BreedersCup.
-  **Bill Oppenheim** @billoppenheim · Oct 7 ...
7 sires with 10+ sold @Tattersalls1766: 149 (40% of sold) for 49,699,000 gns (58% of gross): Galileo 557,727, Dubawi 498,929, Frankel 373,438, Sea The Stars 350,833, Kingman 284,633, Lope De Vega 255,576, No Nay Never 246,176. 11/30 by Kingman sold to US interests.



Bill Oppenheim @biloppenheim · Oct 7

...

Compared to 2019 @Tattersalls1766 October 1 had 9% fewer catalogued, sold 6% fewer with 3% increase in clearance rate (375/502 vs 397/552). Gross 86,369,000 -16% from 102,429,000, avg 230,317 gns -11% from 258,008. Godolphin 15, Coolmore 12, US ~50. Oct 2 M-W avgd 78,224 in 2019



Bill Oppenheim @biloppenheim · Oct 6

...

All the metrics improved today @Tattersalls1766 Oct 1: 130 sold (77.8%/cat); 30,116,00 (+5m from Tue); avg 231,662 (+10% from Tue). 17 more buys by US interests (some may race in EU), estimate now 30 total (12% of sold) for 9,190,00 gns (16.6% of gross) 🇺🇸



Bill Oppenheim @biloppenheim · Oct 5

...

Looks like US interests bought about 13 horses today (11% of those sold) @Tattersalls1766 for around 3.45-million guineas (14% of gross). If they keep up that pace for next 2 days would be ~40 yearlings for 10-million gns to go back to US. We'll see how it all shakes out.



Bill Oppenheim @biloppenheim · Oct 5

...

I know the Day 1 figures @Tattersalls1766 look like last year's but in 2020 the Day 1 average was the same as the whole sale. I expect higher prices next 2 days (more good horses) & still think the sale will average 240-250k with gross +/- 90-million



Bill Oppenheim @biloppenheim · Oct 4

...

Plenty of Americans in town for @Tattersalls1766 3-day October 1 starting tomorrow. 2019: 552 catalogued, 397 sold (72%); 102.4-million guineas, avg 258,008. 502 catalogued (-9%), let's shoot for 250,000 gns avg so if 365 sell (73%) gross would be 91-million. That's the target.



Bill Oppenheim @biloppenheim · Oct 4

...

We all know about @RathbarryStud Kodi Bear but another under-the-radar son of @HoStud Kodiak in Ireland is @RathaskerStud Coulsty, who won the G3 Prix de Meautry. With oldest 3yo's he has 4 SW, 2 G3 including 11f Jockey Club Oaks winner Shantisara at Belmont Park NY.