

Thoroughbred Market Report



FEBRUARY 2021

Editor – Bill Oppenheim, bopp@billoppenheim.com
Managing Editor – Emily J Plant PhD, emily@billoppenheim.com
Worldwide Sales Ticker – Brianne Stanley, bristanley1@gmail.com

Copyright 2021: The Bill Oppenheim Group

For subscription information go to www.billoppenheim.com
or contact info@billoppenheim.com

Thoroughbred Market Report

FEBRUARY 2021

TABLE OF CONTENTS	PAGE
Executive Summary - Northern Hemisphere APEX Stallion Analysis	1
Executive Summary - Covid-19 Impact on Global Sales in 2020	2
Section 1: APEX.	
2020 Year-end Northern Hemisphere APEX	3
APEX Ratings: What they are and how they work	4
APEX Earnings Thresholds 2014-2020	5
APEX A Runner Index	6
ABC Runner Index	8
Leading Sires by A Runners and ABC Runners	10
ABC Runner Age Ratings	14
B and C Runners	20
F2016 & F2017 Sires	25
Section 2: The Auction Markets	
2020 Year-end Sales Totals and Mixed Sale Sire Averages after Keeneland January	31
The Covid Result: North American & European Auction Sales down 25%	32
NA & EU Market Sectors, 2020 vs 2019	33
The Worldwide Sales Ticker	34
Section 3: Australasian Sales	
Australian Yearling Sales- Sire Averages @ Magic Millions	44

EXECUTIVE SUMMARY – NORTHERN HEMISPHERE APEX STALLION ANALYSIS

GALILEO BACK ON TOP

- After two years in which **Frankel** held pole position, **Galileo** once again leads all comers in 2020 as the most reliable source of elite runners. **Dubawi** occupies third spot while **War Front** takes fourth.
- This quartet lead all other sires in the frequency they are producing runners, both in the top 2% (A Runners) and also in the top 8% (ABC Runners) of the horse population.

GALILEO DOMINANT

- Galileo shows no signs of slowing down and tailing off as is normally the case with aging stallions.
- To contextualise the authority with which Galileo overshadows his rivals, he has 251 A Runners and 450 ABC Runners 2014-2020, ~100 more than his nearest competitors, **Tapit** and **Dubawi**.
- **War Front**, **Medaglia D'Oro**, **Kitten's Joy**, **Into Mischief**, **Curlin**, **Candy Ride** and **Speightstown** are all in the top ten by number of A Runners, ABC Runners, or both.

GALILEO ALSO HEADS 2YO TABLE

- **War Front** is his closest pursuer in the 2yo table among commercial stallions. **Into Mischief** and Canada's **Silent Name**, a Sunday Silence half-brother to young French sire **Galiway**, fill the next two spots, while **No Nay Never** is the top emerging sire of 2yo's.

FRANKEL AND UNCLE MO EMERGING AS THE TWO TOP YOUNGER SIRES

- Both foals of 2008 and now 13yo, **Frankel** in Europe and **Uncle Mo** in North America have emerged as the best young sires on the planet. They will be the dominant sires to take over from the old guard.
- Four European sires with first foals in 2016, first 4yo's in 2020, and first 5yo's in 2021 are looking like a very important group: **Kingman**, **No Nay Never**, **Australia**, and **Sea The Moon** are all pointing in the right direction.
- Among sires with their first 3yo's in 2020 and first 4yo's this year, **American Pharoah**, **Constitution**, and **Liam's Map** in America and **Night Of Thunder** in Europe are all on similar upward trajectories as they emerge as the leaders of their sire crop. **Golden Horn's** first 2yos made a slow start but improved into a statistically strong group of 3yos in 2020. He could be poised for a big leap forward, making him an interesting play at £20,000.



*Mogul – Galileo's highest earner in 2020.
Image courtesy of Coolmore Stud.*

EXECUTIVE SUMMARY - COVID-19 IMPACT ON GLOBAL SALES IN 2020

\$429 million – the fall in turnover across North American and European Sales public auctions in 2020 compared to 2019. This constitutes a 25% contraction.

Combined North American and European Sales			
	2019	2020	Change
Gross	\$1.730-billion	\$1.301-billion	(-25%)
Horses Sold	22,167	18,603	(-16%)
Average Price	\$78,050	\$69,936	(-10%)

Note – figures were largely stable between 2018 and 2019 so the declines in market indices in 2020 were not a correction for an over-inflated market in 2019.

PUBLIC AUCTIONS IN NORTH AMERICA WERE HIT HARDER THAN THOSE IN EUROPE

- Comparing 2020 to 2019, the North American industry suffered sharper falls than Europe in gross sales (down 27% vs. 22%) and the average sale price (down 12% vs. 8%).

BREEZE UP/2YO SALES WERE THE WORST AFFECTED SECTOR, BOTH IN NORTH AMERICA AND EUROPE

- The North American 2yo sales saw an \$84-million (-40%) drop in gross - the biggest single percentage decline across all sectors. The corresponding figure for Europe was 31%. However, these values are only for public sales and therefore do not incorporate the higher numbers of 2yos sold privately in 2020 that have been anecdotally reported.
- The disproportionately poor figures for the 2yo sales were in part due to their timing at the start of the pandemic and, in the US, this was compounded by the loss of the Fasig Tipton's Gulfstream sale.

THE YEARLING SALES WERE MORE SEVERELY AFFECTED IN NORTH AMERICA THAN IN EUROPE

- Both North American and European yearling sales saw drops in gross figures from 2019 to 2020 but the decline was more pronounced in North America (down 32%) compared to Europe (down 17%).

- Fewer yearlings were catalogued in both regions, with the number of yearlings consigned down by over a fifth in North America. The average yearling price was lower in both regions with the European market fairing slightly worse with a 12% drop. The average yearling was 9% cheaper in the North America in 2020 as opposed to 2019.
- On a more positive note, the European sales saw a 5.7% increase in the clearance rates in 2020.
- The yearling market is an important metric to assess as it accounts for around half of all bloodstock sales annually, making it the best barometer for industry health.

EUROPEAN BREEDERS HOLD ONTO STOCK

- The number of lots catalogued across the European breeding stock sales in the Autumn of 2020 was down 25% on 2019. This compares to a 15% drop in North America.
- The average price across the breeding stock sales dropped slightly in Europe (down 7%) but actually rose marginally in North America (up 3%).

2020 YEAR-END NORTHERN HEMISPHERE APEX

2020 YEAR-END NORTHERN HEMISPHERE APEX

APEX RATINGS: WHAT THEY ARE AND HOW THEY WORK

Rating sire performance is an important but imperfect effort. The obvious downside of progeny earnings tables is they favour sires with bigger crops at the expense of sires who may be doing better but don't get very high up the lists because they don't have the numbers. The average-earnings index addresses this but is susceptible to one or two big earners skewing the figures and consequently sometimes makes sires look a lot better than they really are. The APEX sire ratings, developed at the newsletter Racing Update in the late 1980's, uses similar principles to the average-earnings index but measures and indexes instead the frequency with which sires get runners who achieve certain earnings thresholds. The top 2% of earners/runners in a given jurisdiction are designated 'A Runners', the next 2% 'B Runners', the next 4% 'C Runners', and therefore the top 8% of earners are called 'ABC Runners'. If a sire has 100 runners, and two of them earn enough to exceed the A Runner threshold for that jurisdiction in that year, he will have an A Runner Index of 1.00. If he has four his A Runner Index is 2.00, etc.

APEX ratings cover seven jurisdictions, with five separate calculations each year and added together, for three Regions in the Northern Hemisphere: North America (US & Canada), Europe (UK/Ire calculated together, France, Germany), and Japan. There are actually 17 different APEX ratings for each sire: A, B, and C Runner indexes in NA, EU, JP, and Total, which is 12; Age Ratings for 2yo's, 3yo's, 4yo's, and 5yo's+, which is another four; and an overall ABC Index. The A Runner Index is the most important, our signature tune, if you will, but depending on where you are racing or breeding, and at what financial level, there is a lot of information in the other tables which can help your decision-making. That's the objective.

There are three important limitations which shape the data. First, we limit the data to the last seven years, which pinpoints once-great sires now in decline. There are a number of historical cases where sires who always had A Runner Indexes of 2.50 start to tail off and

end up with indexes falling to 1.80, then 1.50, then 1.20. This has happened. So limiting the data to the last seven years (or seasons) provides a more current snapshot. Second, sires are only assigned APEX ratings once they have 3yo's racing, as we've found the ratings for sires with their first 2yo's are just too dodgy. We use their freshman year performance in all the calculations all right, we just don't assign sire ratings until they have 3yo's. And third, we only use sires which had 10 or more 3yo foals in the final year covered – so, in 2020, sires had to have 10+ foals of 2017 to be eligible to be rated. The intent of this is to eliminate sires which are never going to be important in the thoroughbred auction marketplace, and the effect of this, compared to the average-earnings index, is quite interesting; an APEX index of 1.00 really is average, whereas it turns out the inclusion of all those 'random' sires has the effect of inflating the average-earnings index. We're all about creating data that has practical application in the thoroughbred marketplace; that's the objective.

One final point we need to clarify is the definition of 'runners'. APEX ratings, like the average-earnings index, must be calculated annually. Because of this, one horse is counted as one 'runner' each year it starts, so, in APEX terms, one horse can be as many as seven 'runners', and, if it were to reach the requisite threshold, could be several A, B, &/or C Runners over its career. Another term used to describe this is 'year-starters'. For APEX calculations, 'runners' are 'year-starters'. In many other calculations, for example 'percentage of runners/foals', a 'runner' is counted only once, regardless of how many seasons in which it runs. When we do count A Runners just once, for example if we calculate the percentage of A Runners/Foals we refer to those as 'unique' A Runners; otherwise, one horse can be more than one 'runner' (year-starter), A Runner etc in the APEX calculations. Incidentally we do find that just about 4% of named foals become A Runners at some point in their careers, which is roughly the same percentage who become Group or Listed Race winners.

APEX EARNINGS THRESHOLDS 2014-2020 (US\$)

		A RUNNERS			top 2%	
	NA	GB/IR	FR	GER	JPN	
2020	120,400	55,302	60,560	44,583	330,044	
2019	149,900	87,987	82,184	49,470	308,480	
2018	137,824	97,129	81,955	62,469	313,365	
2017	135,185	84,416	79,693	58,610	315,974	
2016	133,000	88,103	75,614	61,743	330,784	
2015	134,280	97,770	79,466	54,014	289,558	
2014	134,655	98,055	91,375	65,259	325,293	
		B RUNNERS			next 2%	
	NA	GB/IR	FR	GER	JPN	
2020	85,279	32,354	45,238	24,543	210,848	
2019	103,776	50,811	58,728	34,796	206,263	
2018	98,390	56,941	59,888	35,989	207,851	
2017	94,440	50,450	57,002	34,484	205,964	
2016	93,200	49,596	55,601	36,477	205,862	
2015	93,610	56,191	58,942	34,336	187,633	
2014	92,290	57,337	68,833	39,845	210,376	
		C RUNNERS			next 4%	
	NA	GB/IR	FR	GER	JPN	
2020	58,132	19,355	34,087	13,737	121,031	
2019	71,720	28,698	42,171	18,440	120,808	
2018	67,474	32,129	42,506	20,006	119,688	
2017	64,025	27,672	40,786	21,001	122,094	
2016	63,590	27,259	40,185	18,726	122,275	
2015	63,420	30,380	41,167	20,957	111,357	
2014	63,525	31,916	47,385	23,307	124,053	

APEX LEADERS TABLES - FEB 2021 'THOROUGHBRED MARKET REPORT'

GALILEO RECLAIMS RANKING AS #1 APEX SIRE

After two years when he was upstaged by Frankel, his best son, **Galileo** reclaims the top ranking as #1 North American and European APEX sire by A Runner Index at the end of calendar year 2020, with a 6.32 rating, meaning 12.64% of his year-starters (multiply x 2) since 2014 have been A Runners. This is quite phenomenal, as he has had nearly 2,000 year-starters (1,986 to be precise, over 283 runners per year) and has 251 A Runners since 2014 – 99 more than his nearest competitor, Dubawi. This is the second time Galileo has topped the standings both in numbers and by index, which is unprecedented.

Frankel (5.23) retains second spot over **Dubawi** (4.87), third for the third straight year and giving Europe a clean sweep of the top three spots also for the third consecutive year. But of the ten sires with A Runner Indexes over 3.00 (6.00% of Runners), it's an even five-five split between North America and Europe. The five NA sires are **War Front** (4.06); **Tapit** (3.51); **Medaglia D'Oro** (3.42); **Uncle Mo** (3.41); and **Curlin** (3.11). The other two Euros among the top ten are **Sea The Stars** (3.12) and deceased **Shamardal** (3.02).

With Sea The Stars, now 15yo, the youngest among eight of the top ten, breeders may focus more intensely on the two youngest, both now 13yo, Frankel and Uncle Mo. It doesn't take much imagination to envision Frankel as the next number one sire in Europe, and Uncle Mo as the next number one sire in North America.

To qualify for our "Leaders Lists" we require sires to have had 200+ year-starters 2014-2020, and as noted in our Introduction the youngest group of sires to which we assign ratings are those with 3yo's, so in 2020 those were sires whose first crops were foaled in 2017, which we denote as F2017 sires. Sires with their first 3yo's usually do not have the requisite 200 year-starters in their first two seasons of progeny racing, and even sometimes this happens with third-crop sires (F2016 in 2020), so we do also

produce Top 15 lists for these two sire groups (see pp. 25-28). Of the top three F2017 sires, **American Pharoah** (2.73) had 238 year-starters at the end of 2020, so is eligible for inclusion on these lists, but **Constitution** (194, 3.35) and **Night of Thunder** (144, 3.13) were not.

Twelve of the top 50 sires with 200+ year-starters since 2014 are from sires covering their 10th crop or under in 2021. Besides Uncle Mo, two other F2013 sires make the list: new Coolmore signing **Wootton Bassett** (2.15) and Florida's very underrated **Adios Charlie** (1.96), like Uncle Mo a son of Indian Charlie. Besides Frankel the only other F2014 sire in this top 50 is the California transplant **Sir Prancealot** (1.95), who made his name when standing in Ireland with California runners; he now shuttles from South Australia.

The two F2015 sires in the top 50 are Europeans **Camelot** (2.37) and **Intello** (2.00), and there is a 'big four' of European F2016 sires on the list: **Australia** (2.79) now leads these by A Runner Index, but **Sea The Moon** (2.66), **No Nay Never** (2.37), and **Kingman** (2.23) present breeders with a formidable list of young guns. American Pharoah, as mentioned, is the only F2017 sire on this list. What is notable is that there are no Kentucky stallions from the three sire crops between F2013 Uncle Mo and F2017 American Pharoah in the top 50 (F2014-F2016). Of the 12 'younger' sires from the five sire crops F2013-F2017 among the top 50, eight are European, two stand in Kentucky (one F2013, one F2017), with one each in Florida and California (a European import).



Constitution – The highly promising F2017 sire. Image courtesy of WinStar.

[For a complete roster of all 718 NA-EU sires, please click here.](#)

TOP 50 NA-EU SIRES WITH 200+ YEAR-STARTERS 2014-2020 BY A RUNNER INDEX

SIRE	YOB	HIS SIRE	1st Foals	ST	TOT RNRS	TOT A	TOT A NDX	TOT ABC	ABC NDX
GALILEO	1998	SADLER'S WELLS	2003	IRE	1986	251	6.32	450	2.83
FRANKEL	2008	GALILEO	2014	ENG	698	73	5.23	154	2.76
DUBAWI	2002	DUBAI MILLENNIUM	2007	ENG	1560	152	4.87	333	2.67
WAR FRONT	2002	DANZIG	2008	KY	1233	100	4.06	237	2.40
TAPIT	2001	PULPIT	2006	KY	2010	141	3.51	356	2.21
MEDAGLIA D'ORO	1999	EL PRADO	2006	KY	1464	100	3.42	242	2.07
UNCLE MO	2008	INDIAN CHARLIE	2013	KY	1248	85	3.41	205	2.05
SEA THE STARS	2006	CAPE CROSS	2011	IRE	1089	68	3.12	180	2.07
CURLIN	2004	SMART STRIKE	2010	KY	1495	93	3.11	270	2.26
SHAMARDAL	2002	GIANT'S CAUSEWAY	2007	DEAD	1444	89	3.08	235	2.03
DANSILI	1996	DANEHILL	2002	RETIRED	1195	70	2.93	174	1.82
TEOFILO	2004	GALILEO	2009	IRE	1280	74	2.89	184	1.80
AUSTRALIA	2011	GALILEO	2016	IRE	340	19	2.79	42	1.54
GHOSTZAPPER	2000	AWESOME AGAIN	2007	KY	1340	74	2.76	223	2.08
AMERICAN PHAROAH	2012	PIONEEROF THE NILE	2017	KY	238	13	2.73	36	1.89
ADLERFLUG	2004	IN THE WINGS	2011	GER	313	17	2.72	32	1.28
CANDY RIDE	1999	RIDE THE RAILS	2006	KY	1724	93	2.70	263	1.91
FASTNET ROCK	2001	DANEHILL	2011	IRE	906	49	2.70	113	1.56
SPEIGHTSTOWN	1998	GONE WEST	2006	KY	1564	84	2.69	265	2.12
SEA THE MOON	2011	SEA THE STARS	2016	ENG	244	13	2.66	35	1.79
INTO MISCHIEF	2005	HARLAN'S HOLIDAY	2010	KY	1670	88	2.63	296	2.22
PIVOTAL	1993	POLAR FALCON	1998	ENG	1089	55	2.53	162	1.86
ENGLISH CHANNEL	2002	SMART STRIKE	2009	KY	1259	62	2.46	172	1.71
NO NAY NEVER	2011	SCAT DADDY	2016	IRE	359	17	2.37	45	1.57
CAMELOT	2009	MONTJEU	2015	IRE	655	31	2.37	76	1.45
QUALITY ROAD	2006	ELUSIVE QUALITY	2012	KY	1166	55	2.36	175	1.88
GRAZEN	2006	BENCHMARK	2011	CA	277	13	2.35	43	1.94
GIANT'S CAUSEWAY	1997	STORM CAT	2002	DEAD	1722	79	2.29	222	1.61
KINGMAN	2011	INVINCIBLE SPIRIT	2016	ENG	426	19	2.23	63	1.85
LOOKIN AT LUCKY	2007	SMART STRIKE	2012	KY	966	43	2.23	110	1.42
KITTEN'S JOY	2001	EL PRADO	2007	KY	2266	99	2.18	257	1.42
LOPE DE VEGA	2007	SHAMARDAL	2012	IRE	1227	53	2.16	169	1.72
BERNARDINI	2003	A.P. INDY	2008	KY	1458	63	2.16	186	1.59
WOOTTON BASSETT	2008	IFFRAAJ	2013	IRE	396	17	2.15	49	1.55
STARSPANGLED BANNER	2006	CHOISIR	2012	IRE	234	10	2.14	32	1.71
SQUARE EDDIE	2006	SMART STRIKE	2011	RETIRED	519	22	2.12	80	1.93
INVINCIBLE SPIRIT	1997	GREEN DESERT	2004	IRE	1761	74	2.10	238	1.69
SIYOUNI	2007	PIVOTAL	2012	FR	1167	49	2.10	154	1.65
KANTHAROS	2008	LION HEART	2012	KY	811	34	2.10	101	1.56
MUNNINGS	2006	SPEIGHTSTOWN	2012	KY	1101	46	2.09	149	1.69
AREION	1995	BIG SHUFFLE	2002	GER	755	31	2.05	103	1.71
NEW APPROACH	2005	GALILEO	2010	ENG	1105	45	2.04	127	1.44
MORE THAN READY	1997	SOUTHERN HALO	2002	KY	1579	64	2.03	207	1.64
LE HAVRE	2006	NOVERRE	2011	FR	1059	43	2.03	126	1.49
STREET SENSE	2004	STREET CRY	2009	KY	1548	62	2.00	211	1.70
CHAMPS ELYSEES	2003	DANEHILL	2011	DEAD	874	35	2.00	94	1.34
INTELLO	2010	GALILEO	2015	FR	400	16	2.00	38	1.19
ADIOS CHARLIE	2008	INDIAN CHARLIE	2013	FL	409	16	1.96	51	1.56
MALIBU MOON	1997	A.P. INDY	2001	KY	1937	76	1.96	236	1.52
SIR PRANCEALOT	2010	TAMAYUZ	2014	CA	435	17	1.95	42	1.21

ABC RUNNER INDEX: 13 SIRES SCORE 2.00+

ABC Runners combine the top 8% of earners/runners, consisting of 2% A Runners, 2% B Runners, and 4% C Runners; the respective thresholds in North America for the past two years (2020 thresholds in North America for example were down 19% from 2019 thresholds due to purse declines caused by the COVID pandemic):

A Runners: 2019 - \$149,900
2020 - \$120,400 (-20%)

B Runners: 2019 - \$103,776
2020 - \$ 85,279 (-18%)

C Runners: 2019 - \$ 71,720
2020 - \$ 58,132 (-19%)

Declines in European A Runner thresholds were 26% in France and 37% in UK/Ireland. Only in Japan, in 2020, of the seven Northern Hemisphere countries covered by APEX Ratings (US, Canada, UK, Ireland, France, Germany, Japan), did the earnings threshold for A Runners rise (these are always expressed in US\$ for standardization), by 7%, from \$308,480 in 2019 to \$330,044 in 2020.

Thirteen sires had ABC Runner Indexes of 2.00+, which equates to 16.00% of year-starters (runners), since an ABC Index of 1.00 equals 8.00% of runners – so to find the percentage of ABC Runners from year-starters, multiply the ABC Index x 8. You'll have heard of the 13 sires with 2.00+ ABC indexes, which is good news for breeders to and owners of the top stallions, because it does mean at least if you have one who's not going to be an A Runner, even if it's just reaching the C Runner threshold (\$71k in North America in 2019, for example), at least it's paying its way.

The top four by A Runner Index are the same top four by ABC Index, and in the same order: **1 Galileo** (2.83, or 22.64% of runners), **2 Frankel** (2.76 = 22.08%), **3 Dubawi** (2.67 = 21.36%), **4 War Front** 2.40 = 19.20%).

Sobering fact that even if you have a Galileo the odds are still 7 to 2 against it becoming even a C Runner, but that's the nature of the business; at least he's still better than everybody else. The two top F2010 sires with 9 crops racing, **Curlin** (2.26) and **Into Mischief** (2.22) both move into the top six from lower A Index rankings, which does illustrate how

consistently they are siring horses which pay their way. Five more Americans – **Tapit** 2.21, **Speightstown** 2.12, **Ghostzapper** 2.08, **Medaglia D'Oro** 2.07, and **Uncle Mo** 2.05 – plus Europeans **Sea The Stars** 2.07 and **Shamardal** 2.03 also score 2.00+ by ABC Runner Index.

When we start compiling earners of \$70,000+ (in North America) in a normal year it opens up the standings to North American regional sires. The top 50 by A Runner index includes only three North American regional sires: California's **Grazen** and **Sir Prancealot** (though all his runners to date are from Irish crops) and Florida's **Adios Charlie**. **Grazen** (1.94) and **Adios Charlie** (1.56) figure among 10 NA regional sires to rank among the top 50 by ABC Index, also including **Weigelia** (1.97) and deceased **Jump Start** (1.66) from Pennsylvania; retired **Square Eddie** (1.93) and deceased **Unusual Heat** (1.83) as well as **Grazen** from California; **Old Forester** (1.73) and **Silent Name** (1.69) in Ontario; **Great Notion** (1.73) from Maryland; and **Central Banker** (1.64) in New York.

F2013 **Adios Charlie** and F2016 **Central Banker** are among 11 sires with first foals 2013 and later to make this top 50. Others from the younger sires crops include: F2013 **Uncle Mo** (2.05) and **Twirling Candy** (1.66); F2014 **Frankel** (2.76); two interesting inexpensive F2015 sires, **Point of Entry** (1.63) and **Jimmy Creed** (1.59); European F2016's **Kingman** (1.85), **Sea The Moon** (1.79), and **No Nay Never** (1.57); and F2017 **American Pharoah** (1.89).



Serpentine, a son of Galileo, wins the 2020 Derby. The race was worth £500,000 in 2020 compared to £1,623,900 12 months earlier. Image courtesy of Coolmore Stud.

TOP 50 NA-EU SIRES WITH 200+ YEAR-STARTERS 2014-2020 BY ABC RUNNER INDEX

SIRE	YOB	HIS SIRE	1st Foals	ST	TOT RNRS	TOT A	TOT A NDX	TOT ABC	ABC NDX
GALILEO	1998	SADLER'S WELLS	2003	IRE	1986	251	6.32	450	2.83
FRANKEL	2008	GALILEO	2014	ENG	698	73	5.23	154	2.76
DUBAWI	2002	DUBAI MILLENNIUM	2007	ENG	1560	152	4.87	333	2.67
WAR FRONT	2002	DANZIG	2008	KY	1233	100	4.06	237	2.40
CURLIN	2004	SMART STRIKE	2010	KY	1495	93	3.11	270	2.26
INTO MISCHIEF	2005	HARLAN'S HOLIDAY	2010	KY	1670	88	2.63	296	2.22
TAPIT	2001	PULPIT	2006	KY	2010	141	3.51	356	2.21
SPEIGHTSTOWN	1998	GONE WEST	2006	KY	1564	84	2.69	265	2.12
GHOSTZAPPER	2000	AWESOME AGAIN	2007	KY	1340	74	2.76	223	2.08
MEDAGLIA D'ORO	1999	EL PRADO	2006	KY	1464	100	3.42	242	2.07
SEA THE STARS	2006	CAPE CROSS	2011	IRE	1089	68	3.12	180	2.07
UNCLE MO	2008	INDIAN CHARLIE	2013	KY	1248	85	3.41	205	2.05
SHAMARDAL	2002	GIANT'S CAUSEWAY	2007	DEAD	1444	89	3.08	235	2.03
WEIGELIA	2001	SAFELY'S MARK	2010	PA	292	9	1.54	46	1.97
GRAZEN	2006	BENCHMARK	2011	CA	277	13	2.35	43	1.94
SQUARE EDDIE	2006	SMART STRIKE	2011	RETIRED	519	22	2.12	80	1.93
CANDY RIDE	1999	RIDE THE RAILS	2006	KY	1724	93	2.70	263	1.91
AMERICAN PHAROAH	2012	PIONEEROF THE NILE	2017	KY	238	13	2.73	36	1.89
QUALITY ROAD	2006	ELUSIVE QUALITY	2012	KY	1166	55	2.36	175	1.88
PIVOTAL	1993	POLAR FALCON	1998	ENG	1089	55	2.53	162	1.86
KINGMAN	2011	INVINCIBLE SPIRIT	2016	ENG	426	19	2.23	63	1.85
UNUSUAL HEAT	1990	NUREYEV	1999	DEAD	689	26	1.89	101	1.83
DANSILI	1996	DANEHILL	2002	RETIRED	1195	70	2.93	174	1.82
TEOFILO	2004	GALILEO	2009	IRE	1280	74	2.89	184	1.80
SEA THE MOON	2011	SEA THE STARS	2016	ENG	244	13	2.66	35	1.79
SOLDIER HOLLOW	2000	IN THE WINGS	2009	GER	750	27	1.80	104	1.73
OLD FORESTER	2001	FORESTRY	2008	ON	794	24	1.51	110	1.73
GREAT NOTION	2000	ELUSIVE QUALITY	2006	MD	535	16	1.50	74	1.73
LOPE DE VEGA	2007	SHAMARDAL	2012	IRE	1227	53	2.16	169	1.72
ENGLISH CHANNEL	2002	SMART STRIKE	2009	KY	1259	62	2.46	172	1.71
STARSPANGLED BANNER	2006	CHOISIR	2012	IRE	234	10	2.14	32	1.71
AREION	1995	BIG SHUFFLE	2002	GER	755	31	2.05	103	1.71
DISTORTED HUMOR	1993	FORTY NINER	2000	KY	1312	43	1.64	179	1.71
STREET SENSE	2004	STREET CRY	2009	KY	1548	62	2.00	211	1.70
INVINCIBLE SPIRIT	1997	GREEN DESERT	2004	IRE	1761	74	2.10	238	1.69
MUNNINGS	2006	SPEIGHTSTOWN	2012	KY	1101	46	2.09	149	1.69
SILENT NAME	2002	SUNDAY SILENCE	2009	ON	660	25	1.89	89	1.69
TWIRLING CANDY	2007	CANDY RIDE	2013	KY	850	31	1.82	113	1.66
JUMP START	1999	A.P. INDY	2004	DEAD	1128	25	1.11	150	1.66
SIYOUNI	2007	PIVOTAL	2012	FR	1167	49	2.10	154	1.65
MORE THAN READY	1997	SOUTHERN HALO	2002	KY	1579	64	2.03	207	1.64
CENTRAL BANKER	2010	SPEIGHTSTOWN	2016	NY	229	8	1.75	30	1.64
PIONEEROF THE NILE	2006	EMPIRE MAKER	2011	DEAD	1083	34	1.57	142	1.64
POINT OF ENTRY	2008	DYNAFORMER	2015	KY	375	11	1.47	49	1.63
GIANT'S CAUSEWAY	1997	STORM CAT	2002	DEAD	1722	79	2.29	222	1.61
BLAME	2006	ARCH	2012	KY	906	35	1.93	117	1.61
BERNARDINI	2003	A.P. INDY	2008	KY	1458	63	2.16	186	1.59
JIMMY CREED	2009	DISTORTED HUMOR	2015	KY	353	8	1.13	45	1.59
NO NAY NEVER	2011	SCAT DADDY	2016	IRE	359	17	2.37	45	1.57
FASTNET ROCK	2001	DANEHILL	2011	IRE	906	49	2.70	113	1.56
KANTHAROS	2008	LION HEART	2012	KY	811	34	2.10	101	1.56
ADIOS CHARLIE	2008	INDIAN CHARLIE	2013	FL	409	16	1.96	51	1.56

LEADING SIRES BY APEX A RUNNERS AND ABC RUNNERS: GALILEO

In the tables by number of A Runners and ABC Runners (remember one horse is counted each year it reaches the relevant threshold, up to seven) naturally the older sires have the advantage. The tables are calculated from the beginning of 2014, which puts any sire with first foals 2013 or later at a disadvantage, since they didn't even have any runners until at least 2015. In fact, only two sires with first foals 2013 or later appear on these two lists: F2013 **Uncle Mo** (85 A Runners, ranks #11, and 205 ABC Runners, ranking #20) and F2014 **Frankel** (73 A Runners, 154 ABC Runners), so no surprise when we predict they will be the top sires of the next five years in North America and Europe respectively.

But the story here is really **Galileo**, and here is one place we see his superiority over even his very best contemporaries highlighted. His 251 A Runners (almost 36 a year) are 99 more than **Dubawi** (152) and 110 more than **Tapit** (141), while his 450 ABC Runners (64/yr) are 94 more than **Tapit** (356), second in that category, and 117 more than **Dubawi** (333). **War Front** and **Medaglia D'Oro** have 100 A Runners each, **Kitten's Joy** has 99, and **Curlin** and **Candy Ride** 93 each, followed by **Shamardal** (89), **Into Mischief** (88), **Uncle Mo** (85), and **Speightstown** (84). Note, of the top 12 with 84+ A Runners 2014-2020, only Galileo, Dubai, and Shamardal are European, no doubt reflecting the greater number of races in North America.

The top twenty sires all have 70+ A Runners, and the top twenty sires of ABC Runners each has 200+ ABC Runners in the seven years covered. After Galileo and Dubawi, three other European. Sires feature in the top 20 by ABC Runners: **Invincible Spirit** (238, of which 74 were A Runners), **Shamardal** (235), and **Dark Angel** (215/73). After Tapit, the leading other Americans are Into Mischief (296), Curlin (270), Speightstown (265), Candy Ride (263), Kitten's Joy (257), Medaglia D'Oro (242), War Front (237), and **Malibu Moon** (236).

Of course, with horses of the stature of Galileo, Dubawi, Tapit, and War Front we are looking now to see how they are doing as sires of sires and broodmare sires as much as we are still considering them as sires of racehorses. In particular there is chat on the street that Galileo isn't maybe as good a sire of sires as people

have expected. Really? That's news to us. Keep in mind, first, that his own sire Sadler's Wells was considered an iffy sire of sires until Montjeu, Galileo, and High Chapparral, from his 11th, 12th, and 14th crops respectively, began to have runners in the years Sadler's Wells' 19th, 20th, and 22nd crops were foaled. Galileo's 19th crop is foaling this year, and, though he has plenty of failed sons at stud, he does have 20 different sons which have sired a total of 82 G1 winners. The accompanying table shows eight sons of Galileo, all of whom have A Runner indexes of 1.60+, and seven of whom have sired G1 winners, including Frankel, #2 only to Galileo by A Runner Index (5.23) among over 600 NA/EU sires with APEX ratings, and sire of 12 G1 winners and 43 GSW in five crops; Teofilo (2.89), sire of 21 G1 winners; New Approach (2.04), sire of 8 G1 winners; and Nathaniel (1.60), who may have sired only three G1 winners, but one of them was Enable. Galileo is a long way ahead of where Sadler's Wells was as a sire of sires at comparable points of their stud careers.



Galileo – Leading sire by A Runner Index, ABC Runner Index, Total A Runners and Total ABC Runners. Image courtesy of Coolmore Stud.

By contrast, let's have a look at a horse widely considered to be a successful sire of sires, **Invincible Spirit**, who also happens to have been at stud for nearly the same amount of time- Galileo with first foals 2003; **Invincible Spirit** 2004. He's the sire of I Am Invincible, who now stands for the highest stud fee in Australia, and Kingman, who has been very successful though it's debatable whether he's as good a sire as Frankel; still, nobody would argue he's a feather in **Invincible Spirit's** cap as a sire of sires.

Having two sons who are sire sensations is great; there's no doubt Invincible Spirit can sire a top-class sire, and his sons are in great demand as sire prospects. But take a look at the accompanying table showing some metrics for 10 sire sons of Invincible Spirit. Aside from I Am Invincible and Kingman, none even has an A Runner Index above 1.00. Whereas Galileo has 20 sons who have sired 82 G1 winners among them, Invincible Spirit has four sons who have sired 19 G1 winners among them. There's really no comparison. Yet 'the market' somehow likes Invincible Spirit as a sire of sires and is dubious about Galileo. Even if we speculate this is to do with 2yo form, seven of the eight sons of Galileo listed have 2yo ABC

indexes over 1.00; of the ten sons of Invincible Spirit, six have 2yo ABC indexes below 1.00. Nothing against Invincible Spirit, he is a very good sire and he legitimately has two top-class sire sons; but it illustrates that just having 20% of a sire's sons being top-class is enough to convince the market, so considering how many good sons Galileo already has, including Frankel, the sense that he's somehow not already a good sire of sires, and the fact he has such big numbers of top-class horses still appearing for him year after year suggests his influence is more likely to resonate in sire lines for generations. He has the numbers, he has the class; it has really already happened, and it's very likely going to continue to happen, too.

GALILEO'S BEST SONS SO FAR & PRINCIPAL SONS OF INVINCIBLE SPIRIT AT STUD					
SIRE	1st Foals	A Rnr Index	ABC Index	2yo Index	G1 Winners
GALILEO	2003	6.32	2.93	3.55	20 sire sons
TEOFILO	2009	2.89	1.80	1.96	21
NEW APPROACH	2010	2.04	1.44	1.40	8
FRANKEL	2014	5.23	2.96	1.94	12
NATHANIEL	2014	1.60	1.11	0.33	3
INTELLO	2015	2.00	1.19	1.12	1
AUSTRALIA	2016	2.79	1.54	1.52	2
GALIWAY	2017	3.33	1.94	1.57	1
GLENEAGLES	2017	1.93	1.52	1.87	0
1st 2yo's 2021: CHURCHILL, ULYSSES					
1st Foals 2021: WALDGEIST					
1st Foals 2022: CIRCUS MAXIMUS					

SIRE	1st Foals	A Rnr Index	ABC Index	2yo Index	G1 Winners
INVINCIBLE SPIRIT	2004	2.10	1.69	1.75	4 sire sons
LAWMAN	2009	0.83	0.82	0.97	6
I AM INVINCIBLE	2011	2.72	2.18	2.40	9
ZEBEDEE	2012	0.60	0.76	0.85	0
VALE OF YORK	2012	0.33	0.46	0.48	0
MAYSON	2014	0.57	1.24	1.64	1
BORN TO SEA	2014	0.34	0.63	0.50	0
SWISS SPIRIT	2015	0.00	0.24	0.14	0
KINGMAN	2016	2.23	1.85	1.59	3
CHARM SPIRIT	2016	0.58	0.80	0.94	0
CABLE BAY	2017	0.99	1.24	1.97	0
1st 3yo's 2021: SHALAA, TERRITORIES					
1st 2yo's 2021: PROFITABLE, NATIONAL DEFENSE					
1st Foals 2021: MAGNA GRECIA, INVINCIBLE ARMY, INNS OF COURT					

**TOP 50 NA-EU SIRES WITH 200+ YEAR-STARTERS 2014-2020
BY NUMBER OF A RUNNERS**

SIRE	YOB	HIS SIRE	1st Foals	ST	TOT RNRS	TOT A	TOT A NDX	TOT ABC	ABC NDX
GALILEO	1998	SADLER'S WELLS	2003	IRE	1986	251	6.32	450	2.83
DUBAWI	2002	DUBAI MILLENNIUM	2007	ENG	1560	152	4.87	333	2.67
TAPIT	2001	PULPIT	2006	KY	2010	141	3.51	356	2.21
WAR FRONT	2002	DANZIG	2008	KY	1233	100	4.06	237	2.40
MEDAGLIA D'ORO	1999	EL PRADO	2006	KY	1464	100	3.42	242	2.07
KITTEN'S JOY	2001	EL PRADO	2007	KY	2266	99	2.18	257	1.42
CURLIN	2004	SMART STRIKE	2010	KY	1495	93	3.11	270	2.26
CANDY RIDE	1999	RIDE THE RAILS	2006	KY	1724	93	2.70	263	1.91
SHAMARDAL	2002	GIANT'S CAUSEWAY	2007	DEAD	1444	89	3.08	235	2.03
INTO MISCHIEF	2005	HARLAN'S HOLIDAY	2010	KY	1670	88	2.63	296	2.22
UNCLE MO	2008	INDIAN CHARLIE	2013	KY	1248	85	3.41	205	2.05
SPEIGHTSTOWN	1998	GONE WEST	2006	KY	1564	84	2.69	265	2.12
GIANT'S CAUSEWAY	1997	STORM CAT	2002	DEAD	1722	79	2.29	222	1.61
MALIBU MOON	1997	A.P. INDY	2001	KY	1937	76	1.96	236	1.52
TEOFILO	2004	GALILEO	2009	IRE	1280	74	2.89	184	1.80
GHOSTZAPPER	2000	AWESOME AGAIN	2007	KY	1340	74	2.76	223	2.08
INVINCIBLE SPIRIT	1997	GREEN DESERT	2004	IRE	1761	74	2.10	238	1.69
FRANKEL	2008	GALILEO	2014	ENG	698	73	5.23	154	2.76
DARK ANGEL	2005	ACCLAMATION	2009	IRE	1918	73	1.90	215	1.40
DANSILI	1996	DANEHILL	2002	RETIRED	1195	70	2.93	174	1.82
SEA THE STARS	2006	CAPE CROSS	2011	IRE	1089	68	3.12	180	2.07
MORE THAN READY	1997	SOUTHERN HALO	2002	KY	1579	64	2.03	207	1.64
CITY ZIP	1998	CARSON CITY	2003	DEAD	1766	64	1.81	216	1.53
BERNARDINI	2003	A.P. INDY	2008	KY	1458	63	2.16	186	1.59
HARD SPUN	2004	DANZIG	2009	KY	1658	63	1.90	189	1.42
ENGLISH CHANNEL	2002	SMART STRIKE	2009	KY	1259	62	2.46	172	1.71
STREET SENSE	2004	STREET CRY	2009	KY	1548	62	2.00	211	1.70
LEMON DROP KID	1996	KINGMAMBO	2002	KY	1463	56	1.91	165	1.41
PIVOTAL	1993	POLAR FALCON	1998	ENG	1089	55	2.53	162	1.86
QUALITY ROAD	2006	ELUSIVE QUALITY	2012	KY	1166	55	2.36	175	1.88
KODIAC	2001	DANEHILL	2008	IRE	2123	54	1.27	196	1.15
LOPE DE VEGA	2007	SHAMARDAL	2012	IRE	1227	53	2.16	169	1.72
FASTNET ROCK	2001	DANEHILL	2011	IRE	906	49	2.70	113	1.56
SIYOUNI	2007	PIVOTAL	2012	FR	1167	49	2.10	154	1.65
OASIS DREAM	2000	GREEN DESERT	2005	ENG	1472	47	1.60	166	1.41
MUNNINGS	2006	SPEIGHTSTOWN	2012	KY	1101	46	2.09	149	1.69
NEW APPROACH	2005	GALILEO	2010	ENG	1105	45	2.04	127	1.44
FLATTER	1999	A.P. INDY	2005	KY	1358	44	1.62	152	1.40
ACCLAMATION	1999	ROYAL APPLAUSE	2005	IRE	1618	44	1.36	155	1.20
LOOKIN AT LUCKY	2007	SMART STRIKE	2012	KY	966	43	2.23	110	1.42
LE HAVRE	2006	NOVERRE	2011	FR	1059	43	2.03	126	1.49
DISTORTED HUMOR	1993	FORTY NINER	2000	KY	1312	43	1.64	179	1.71
FOOTSTEPSINTHESAND	2002	GIANT'S CAUSEWAY	2007	IRE	1198	41	1.71	128	1.34
TIZNOW	1997	CEE'S TIZZY	2003	RETIRED	1341	41	1.53	147	1.37
EXCEED AND EXCEL	2000	DANEHILL	2006	AUS	1551	41	1.32	142	1.14
SKY MESA	2000	PULPIT	2005	KY	1293	40	1.55	128	1.24
MASTERCRAFTSMAN	2006	DANEHILL DANCER	2011	IRE	1377	40	1.45	133	1.21
SHOWCASING	2007	OASIS DREAM	2012	ENG	961	36	1.87	81	1.05
CHAMPS ELYSEES	2003	DANEHILL	2011	DEAD	874	35	2.00	94	1.34
BLAME	2006	ARCH	2012	KY	906	35	1.93	117	1.61
MIDNIGHT LUTE	2003	REAL QUIET	2010	KY	1164	35	1.50	136	1.46
EMPIRE MAKER	2000	UNBRIDLED	2005	DEAD	2098	35	0.83	157	0.94

**TOP 50 NA-EU SIREs WITH 200+ YEAR-STARTERS 2014-2020
BY NUMBER OF ABC RUNNERS**

SIRE	YOB	HIS SIRE	1st Foals	ST	TOT RNRS	TOT A	TOT A NDX	TOT ABC	ABC NDX
GALILEO	1998	SADLER'S WELLS	2003	IRE	1986	251	6.32	450	2.83
TAPIT	2001	PULPIT	2006	KY	2010	141	3.51	356	2.21
DUBAWI	2002	DUBAI MILLENNIUM	2007	ENG	1560	152	4.87	333	2.67
INTO MISCHIEF	2005	HARLAN'S HOLIDAY	2010	KY	1670	88	2.63	296	2.22
CURLIN	2004	SMART STRIKE	2010	KY	1495	93	3.11	270	2.26
SPEIGHTSTOWN	1998	GONE WEST	2006	KY	1564	84	2.69	265	2.12
CANDY RIDE	1999	RIDE THE RAILS	2006	KY	1724	93	2.70	263	1.91
KITTEN'S JOY	2001	EL PRADO	2007	KY	2266	99	2.18	257	1.42
MEDAGLIA D'ORO	1999	EL PRADO	2006	KY	1464	100	3.42	242	2.07
INVINCIBLE SPIRIT	1997	GREEN DESERT	2004	IRE	1761	74	2.10	238	1.69
WAR FRONT	2002	DANZIG	2008	KY	1233	100	4.06	237	2.40
MALIBU MOON	1997	A.P. INDY	2001	KY	1937	76	1.96	236	1.52
SHAMARDAL	2002	GIANT'S CAUSEWAY	2007	DEAD	1444	89	3.08	235	2.03
GHOSTZAPPER	2000	AWESOME AGAIN	2007	KY	1340	74	2.76	223	2.08
GIANT'S CAUSEWAY	1997	STORM CAT	2002	DEAD	1722	79	2.29	222	1.61
CITY ZIP	1998	CARSON CITY	2003	DEAD	1766	64	1.81	216	1.53
DARK ANGEL	2005	ACCLAMATION	2009	IRE	1918	73	1.90	215	1.40
STREET SENSE	2004	STREET CRY	2009	KY	1548	62	2.00	211	1.70
MORE THAN READY	1997	SOUTHERN HALO	2002	KY	1579	64	2.03	207	1.64
UNCLE MO	2008	INDIAN CHARLIE	2013	KY	1248	85	3.41	205	2.05
KODIAC	2001	DANEHILL	2008	IRE	2123	54	1.27	196	1.15
HARD SPUN	2004	DANZIG	2009	KY	1658	63	1.90	189	1.42
BERNARDINI	2003	A.P. INDY	2008	KY	1458	63	2.16	186	1.59
TEOFILO	2004	GALILEO	2009	IRE	1280	74	2.89	184	1.80
SEA THE STARS	2006	CAPE CROSS	2011	IRE	1089	68	3.12	180	2.07
DISTORTED HUMOR	1993	FORTY NINER	2000	KY	1312	43	1.64	179	1.71
QUALITY ROAD	2006	ELUSIVE QUALITY	2012	KY	1166	55	2.36	175	1.88
DANSILI	1996	DANEHILL	2002	RETIRED	1195	70	2.93	174	1.82
ENGLISH CHANNEL	2002	SMART STRIKE	2009	KY	1259	62	2.46	172	1.71
LOPE DE VEGA	2007	SHAMARDAL	2012	IRE	1227	53	2.16	169	1.72
OASIS DREAM	2000	GREEN DESERT	2005	ENG	1472	47	1.60	166	1.41
LEMON DROP KID	1996	KINGMAMBO	2002	KY	1463	56	1.91	165	1.41
PIVOTAL	1993	POLAR FALCON	1998	ENG	1089	55	2.53	162	1.86
EMPIRE MAKER	2000	UNBRIDLED	2005	DEAD	2098	35	0.83	157	0.94
ACCLAMATION	1999	ROYAL APPLAUSE	2005	IRE	1618	44	1.36	155	1.20
FRANKEL	2008	GALILEO	2014	ENG	698	73	5.23	154	2.76
SIYOUNI	2007	PIVOTAL	2012	FR	1167	49	2.10	154	1.65
FLATTER	1999	A.P. INDY	2005	KY	1358	44	1.62	152	1.40
JUMP START	1999	A.P. INDY	2004	DEAD	1128	25	1.11	150	1.66
MUNNINGS	2006	SPEIGHTSTOWN	2012	KY	1101	46	2.09	149	1.69
MINESHAFT	1999	A.P. INDY	2005	KY	1247	33	1.32	149	1.49
TIZNOW	1997	CEE'S TIZZY	2003	RETIRED	1341	41	1.53	147	1.37
CONGRATS	2000	A.P. INDY	2008	KY	1721	28	0.81	146	1.06
EXCEED AND EXCEL	2000	DANEHILL	2006	AUS	1551	41	1.32	142	1.14
PIONEEROF THE NILE	2006	EMPIRE MAKER	2011	DEAD	1083	34	1.57	142	1.64
BROKEN VOW	1997	UNBRIDLED	2003	KY	1169	25	1.07	142	1.52
MIDNIGHT LUTE	2003	REAL QUIET	2010	KY	1164	35	1.50	136	1.46
MASTERCRAFTSMAN	2006	DANEHILL DANCER	2011	IRE	1377	40	1.45	133	1.21
FOOTSTEPSINTHESAND	2002	GIANT'S CAUSEWAY	2007	IRE	1198	41	1.71	128	1.34
SKY MESA	2000	PULPIT	2005	KY	1293	40	1.55	128	1.24

ABC RUNNER AGE RATINGS

The APEX age ratings simply index how a particular sire does as a sire of 2yo's, 3yo's, 4yo's, and 5yo's+. They are calculated by TJCIS (The Jockey Club Information Systems) based on ABC Runners, so a thumbnail way to assess a sire's effectiveness at various ages is to look at a sire's ABC Index, then read across for the four age groupings as sometimes we get an idea as to how sires' runners progress or regress as they get older. **Kodiac**, as you'd expect, gets runners who are best as 2yo's: with a 1.15 overall ABC Index, his age ratings read: 1.83- 0.89- 1.00- 1.17. On the other hand, **Frankel**, whose overall ABC Index is 2.76, gets runners who usually progress. He is very good with 2yo's, but they are even better older: his age ratings read 1.94- 2.83- 2.59- 4.13.



*Frankel – Leading sire of 3yo ABC Runners.
Image courtesy of Juddmonte Farms.*

2YOs

Here is another area where we see why **Galileo** (3.55 ABC 2yo Index) is in a class by himself, and now is arguably the most important sire since his grandsire, Northern Dancer: he is the number one sire, albeit narrowly, by 2yo ABC Index, over the veteran German sire **Areion** (3.54), who himself descends from the same grandson of Bold Ruler (Bold Reasoning) as Seattle Slew. But Galileo's supremacy as a sire of 2yo's is surely what sets him apart from all his contemporaries. Also rating at 2.75+ for their 2yo's are: **War Front** (3.37), now four-time champion US 2yo sire **Into Mischief** (2.97); Canada's **Silent Name** (2.94), a Wertheimer-bred half-brother by Sunday Silence to young

French sire Galiway (by Galileo) and the successful Brazilian sire, Salto (by Pivotal); Coolmore's **No Nay Never** (2.80) and **Starspangledbanner** (2.75); and Paul Reddam's now-retired influential California sire, **Square Eddie** (2.75).

3YOs

The three top sires by A Runner Index – Galileo, Frankel, and Dubawi – share leadership of the four age indexes: Galileo is the top sire of 2yo's, **Frankel** (2.83) the top sire of 3yo ABC Runners, and Dubawi is the top sire by 4yo and 5yo+ indexes. Among sires of 3yo's – the most critical age, after all – Frankel is on top, followed by **Galileo** (2.61), **Curlin** (2.33), **Tapit** (2.22), **Into Mischief** (2.21), and **Dubawi** (2.14), interrupted by the regional California sire **Grazen** (2.19). F2016 sires **Sea The Moon** (2.13) and **Kingman** (2.12) score high here, and are followed by **Uncle Mo** (2.11), **American Pharoah** (2.09, 1st crop of 3yo's), **Sea The Stars** (2.00), another California sire in **Square Eddie** (2.00), **War Front** (1.95), **Speightstown** (1.94), and **Ghostzapper** (1.93).

4YOs

Dubawi (2.78) leads **Frankel** (2.59), **Galileo** (2.50), **Grazen** (2.25, getting used to seeing his name now, aren't we?), **War Front** (2.20), and **Dansili** (2.20), but jumping in behind the top two is a horse called **Slade Power** (2.53), who was a dual G1-winning sprinter by Dutch Art who went to stud at Kildangan under the Darley banner. He had a good 2yo filly in 2019 named Raffle Prize, who won the G2 Queen Mary and G2 Duchess of Cambridge, but that didn't save him (he has an 0.20 A Runner Index), and he has now transferred to the Haras de Tierce in France for €3,000 in 2021. Further investigation reveals he had one 4yo B Runner and 7 4yo C Runners from his first crop last year. We always think it's quite interesting to know about these otherwise somewhat obscure sires, and it's also interesting to note those other F2016 sires on this list who had good ratings with their first-crop 4yo's in 2020: **Will Take Charge** (1.59), **Goldencents** (1.59), **Australia** (1.57), and **Kingman** (1.56).



Dubawi – Leading sire by 4yo and 5yo+ ABC Runners. Image courtesy of Darley.

5YOs+

Dubawi (4.51) and **Frankel** (4.13) once again top this table, which definitely tells us something about the durability of their runners, though the 5yo+ age rating is probably the least useful of them unless you're looking for a horse to campaign as an older horse – as many of the best younger horses, fillies as well as colts, will have gone off to stud by then. Still, it does tell us something about durability, and even availability. Also interesting here are the four F2015 sires who have just had their first crop of 5yo's: **El Padrino** (2.49), a half-brother to Verrazano by Pulpit who stood in MD and PA but died quite young; **Poseidon's Warrior** (1.90), a son of Speightstown who sired the G1-winning sprinter Firenze Fire in his first crop, stood in Florida, then Kentucky, and is now in PA; Kentucky sire **Paynter** (2.09), great value now at \$7,500 at WinStar; **Point Of Entry** (2.00), who was scheduled to move from Adena Springs to Hill 'n' Dale but who we now understand has been relocated to Adena Springs North, in Ontario.

**TOP 50 NA-EU SIRES WITH 200+ YEAR-STARTERS 2014-2020
BY 2YO ABC RUNNER INDEX**

SIRE	YOB	HIS SIRE	1st Foals	ST	TOT RNRS	TOT A	TOT A NDX	TOT ABC	ABC NDX	2YO	3YO	4YO	5YO+
GALILEO	1998	SADLER'S WELLS	2003	IRE	1986	251	6.32	450	2.83	3.55	2.61	2.50	2.00
AREION	1995	BIG SHUFFLE	2002	GER	755	31	2.05	103	1.71	3.54	1.56	1.29	1.48
WAR FRONT	2002	DANZIG	2008	KY	1233	100	4.06	237	2.40	3.37	1.95	2.20	2.61
INTO MISCHIEF	2005	HARLAN'S HOLIDAY	2010	KY	1670	88	2.63	296	2.22	2.97	2.21	1.83	1.59
SILENT NAME	2002	SUNDAY SILENCE	2009	ON	660	25	1.89	89	1.69	2.94	1.67	1.30	1.58
NO NAY NEVER	2011	SCAT DADDY	2016	IRE	359	17	2.37	45	1.57	2.80	1.27	0.81	-
SQUARE EDDIE	2006	SMART STRIKE	2011	RETIRED	519	22	2.12	80	1.93	2.75	2.00	1.63	1.14
STARSPANGLED BANNER	2006	CHOISIR	2012	IRE	234	10	2.14	32	1.71	2.75	1.40	2.18	2.49
MOBIL	2000	LANGFUHR	2007	OH	244	5	1.02	24	1.23	2.66	1.26	1.31	0.95
OLD FORESTER	2001	FORESTRY	2008	ON	794	24	1.51	110	1.73	2.57	1.56	1.51	1.43
CURLIN	2004	SMART STRIKE	2010	KY	1495	93	3.11	270	2.26	2.49	2.33	2.12	1.84
UNCLE MO	2008	INDIAN CHARLIE	2013	KY	1248	85	3.41	205	2.05	2.43	2.11	1.51	1.64
MORE THAN READY	1997	SOUTHERN HALO	2002	KY	1579	64	2.03	207	1.64	2.41	1.57	1.30	1.45
CLODOVIL	2000	DANEHILL	2005	IRE	598	16	1.34	52	1.09	2.38	0.72	0.73	1.52
ADDED EDGE	2000	SMART STRIKE	2008	OH	298	0	0.00	3	0.13	2.36	0.18	0.00	0.15
SOLDIER HOLLOW	2000	IN THE WINGS	2009	GER	750	27	1.80	104	1.73	2.32	1.82	1.15	1.83
WOOTTON BASSETT	2008	IFFRAAJ	2013	IRE	396	17	2.15	49	1.55	2.30	1.50	0.90	1.20
TAPIT	2001	PULPIT	2006	KY	2010	141	3.51	356	2.21	2.28	2.22	2.08	2.07
WEIGELIA	2001	SAFELY'S MARK	2010	PA	292	9	1.54	46	1.97	2.26	1.51	1.88	2.94
JIMMY CREED	2009	DISTORTED HUMOR	2015	KY	353	8	1.13	45	1.59	2.21	1.49	1.28	0.83
QUALITY ROAD	2006	ELUSIVE QUALITY	2012	KY	1166	55	2.36	175	1.88	2.18	1.67	1.68	1.74
STORMY ATLANTIC	1994	STORM CAT	2000	KY	1037	32	1.54	113	1.36	2.17	0.96	1.15	1.68
BRETHREN	2008	DISTORTED HUMOR	2015	FL	268	7	1.31	29	1.35	2.16	1.53	0.59	0.00
AMERICAN PHAROAH	2012	PIONEER OF THE NILE	2017	KY	238	13	2.73	36	1.89	2.11	2.09	-	-
MISSION IMPAZIBLE	2007	UNBRIDLED'S SONG	2014	NY	360	6	0.83	37	1.28	2.10	1.27	1.03	0.00
FIRST DEFENCE	2004	UNBRIDLED'S SONG	2010	KSA	566	21	1.86	70	1.55	2.08	1.40	1.47	1.22
POINT OF ENTRY	2008	DYNAFORMER	2015	KY	375	11	1.47	49	1.63	2.06	1.60	1.05	2.00
TWIRLING CANDY	2007	CANDY RIDE	2013	KY	850	31	1.82	113	1.66	2.02	1.46	1.42	1.80
ZANZIBARI	2007	SMART STRIKE	2012	FR	250	4	0.80	29	1.45	2.02	1.51	0.56	2.05
SHAMARDAL	2002	GIANT'S CAUSEWAY	2007	DEAD	1444	89	3.08	235	2.03	1.99	1.60	1.86	3.02
UNUSUAL HEAT	1990	NUREYEV	1999	DEAD	689	26	1.89	101	1.83	1.99	1.73	1.78	2.07
VIOLENCE	2010	MEDAGLIA D'ORO	2015	KY	612	12	0.98	71	1.45	1.99	1.36	1.14	1.05
DISTORTED HUMOR	1993	FORTY NINER	2000	KY	1312	43	1.64	179	1.71	1.98	1.42	1.60	1.97
SKY MESA	2000	PULPIT	2005	KY	1293	40	1.55	128	1.24	1.98	1.23	1.09	0.87
TEOFILO	2004	GALILEO	2009	IRE	1280	74	2.89	184	1.80	1.96	1.48	1.62	2.25
MORNING LINE	2007	TIZNOW	2015	DEAD	252	6	1.19	30	1.49	1.96	1.32	1.13	1.41
MACLEAN'S MUSIC	2008	DISTORTED HUMOR	2014	KY	511	13	1.27	54	1.32	1.95	1.43	0.87	0.93
FRANKEL	2008	GALILEO	2014	ENG	698	73	5.23	154	2.76	1.94	2.83	2.59	4.13
SPEIGHTSTOWN	1998	GONE WEST	2006	KY	1564	84	2.69	265	2.12	1.94	1.94	2.15	2.45
CAIRO PRINCE	2011	PIONEER OF THE NILE	2016	KY	383	9	1.17	43	1.40	1.92	1.44	0.82	-
GHOSTZAPPER	2000	AWESOME AGAIN	2007	KY	1340	74	2.76	223	2.08	1.90	1.91	1.81	2.33
ALGORITHMS	2009	BERNARDINI	2014	KY	501	11	1.10	45	1.12	1.89	0.76	0.91	1.57
KANTHAROS	2008	LION HEART	2012	KY	811	34	2.10	101	1.56	1.88	1.28	1.42	1.72
BLAME	2006	ARCH	2012	KY	906	35	1.93	117	1.61	1.85	1.41	1.73	1.26
STREET BOSS	2004	STREET CRY	2010	KY	1072	17	0.79	91	1.06	1.85	0.92	0.91	0.82
GIANT GIZMO	2004	GIANT'S CAUSEWAY	2011	PAN	497	16	1.61	57	1.43	1.83	1.18	1.43	1.80
KODIAC	2001	DANEHILL	2008	IRE	2123	54	1.27	196	1.15	1.83	0.89	1.00	1.17
MUNNINGS	2006	SPEIGHTSTOWN	2012	KY	1101	46	2.09	149	1.69	1.80	1.51	1.35	1.78
DIALED IN	2008	MINESHAFT	2014	KY	540	18	1.67	53	1.23	1.79	1.20	0.61	1.64
CANDY RIDE	1999	RIDE THE RAILS	2006	KY	1724	93	2.70	263	1.91	1.78	1.80	1.70	2.19

**TOP 50 NA-EU SIRES WITH 200+ YEAR-STARTERS 2014-2020
BY 3YO ABC RUNNER INDEX**

SIRE	YOB	HIS SIRE	1st Foals	ST	TOT RNRS	TOT A	TOT A NDX	TOT ABC	ABC NDX	2YO	3YO	4YO	5YO+
FRANKEL	2008	GALILEO	2014	ENG	698	73	5.23	154	2.76	1.94	2.83	2.59	4.13
GALILEO	1998	SADLER'S WELLS	2003	IRE	1986	251	6.32	450	2.83	3.55	2.61	2.50	2.00
CURLIN	2004	SMART STRIKE	2010	KY	1495	93	3.11	270	2.26	2.49	2.33	2.12	1.84
TAPIT	2001	PULPIT	2006	KY	2010	141	3.51	356	2.21	2.28	2.22	2.08	2.07
INTO MISCHIEF	2005	HARLAN'S HOLIDAY	2010	KY	1670	88	2.63	296	2.22	2.97	2.21	1.83	1.59
GRAZEN	2006	BENCHMARK	2011	CA	277	13	2.35	43	1.94	0.57	2.19	2.25	2.36
DUBAWI	2002	DUBAI MILLENNIUM	2007	ENG	1560	152	4.87	333	2.67	1.30	2.14	2.78	4.51
SEA THE MOON	2011	SEA THE STARS	2016	ENG	244	13	2.66	35	1.79	1.33	2.13	1.41	-
KINGMAN	2011	INVINCIBLE SPIRIT	2016	ENG	426	19	2.23	63	1.85	1.59	2.12	1.56	-
UNCLE MO	2008	INDIAN CHARLIE	2013	KY	1248	85	3.41	205	2.05	2.43	2.11	1.51	1.64
AMERICAN PHAROAH	2012	PIONEEROF THE NILE	2017	KY	238	13	2.73	36	1.89	2.11	2.09	-	-
SEA THE STARS	2006	CAPE CROSS	2011	IRE	1089	68	3.12	180	2.07	0.91	2.00	1.82	2.30
SQUARE EDDIE	2006	SMART STRIKE	2011	RETIRED	519	22	2.12	80	1.93	2.75	2.00	1.63	1.14
WAR FRONT	2002	DANZIG	2008	KY	1233	100	4.06	237	2.40	3.37	1.95	2.20	2.61
SPEIGHTSTOWN	1998	GONE WEST	2006	KY	1564	84	2.69	265	2.12	1.94	1.94	2.15	2.45
GHOSTZAPPER	2000	AWESOME AGAIN	2007	KY	1340	74	2.76	223	2.08	1.90	1.91	1.81	2.33
ORPEN	1996	LURE	2001	FR	418	8	0.96	44	1.32	1.33	1.85	0.66	0.98
MEDAGLIA D'ORO	1999	EL PRADO	2006	KY	1464	100	3.42	242	2.07	1.60	1.82	2.06	2.19
SOLDIER HOLLOW	2000	IN THE WINGS	2009	GER	750	27	1.80	104	1.73	2.32	1.82	1.15	1.83
CANDY RIDE	1999	RIDE THE RAILS	2006	KY	1724	93	2.70	263	1.91	1.78	1.80	1.70	2.19
PIONEEROF THE NILE	2006	EMPIRE MAKER	2011	DEAD	1083	34	1.57	142	1.64	1.44	1.78	1.21	1.96
ADIOS CHARLIE	2008	INDIAN CHARLIE	2013	FL	409	16	1.96	51	1.56	0.84	1.78	1.20	1.71
UNUSUAL HEAT	1990	NUREYEV	1999	DEAD	689	26	1.89	101	1.83	1.99	1.73	1.78	2.07
QUALITY ROAD	2006	ELUSIVE QUALITY	2012	KY	1166	55	2.36	175	1.88	2.18	1.67	1.68	1.74
SILENT NAME	2002	SUNDAY SILENCE	2009	ON	660	25	1.89	89	1.69	2.94	1.67	1.30	1.58
DAAHER	2004	AWESOME AGAIN	2009	LA	295	6	1.02	27	1.14	0.00	1.65	0.71	1.23
STREET SENSE	2004	STREET CRY	2009	KY	1548	62	2.00	211	1.70	1.06	1.62	1.67	2.00
MALIBU MOON	1997	A.P. INDY	2001	KY	1937	76	1.96	236	1.52	1.32	1.62	1.40	1.35
SHAMARDAL	2002	GIANT'S CAUSEWAY	2007	DEAD	1444	89	3.08	235	2.03	1.99	1.60	1.86	3.02
SIYOUNI	2007	PIVOTAL	2012	FR	1167	49	2.10	154	1.65	1.72	1.60	1.42	2.44
POINT OF ENTRY	2008	DYNAFORMER	2015	KY	375	11	1.47	49	1.63	2.06	1.60	1.05	2.00
TAPITURE	2011	TAPIT	2017	KY	219	6	1.37	21	1.20	1.14	1.60	-	-
GREAT NOTION	2000	ELUSIVE QUALITY	2006	MD	535	16	1.50	74	1.73	1.68	1.59	1.35	1.80
MORE THAN READY	1997	SOUTHERN HALO	2002	KY	1579	64	2.03	207	1.64	2.41	1.57	1.30	1.45
FLATTER	1999	A.P. INDY	2005	KY	1358	44	1.62	152	1.40	1.02	1.57	1.22	1.59
OLD FORESTER	2001	FORESTRY	2008	ON	794	24	1.51	110	1.73	2.57	1.56	1.51	1.43
AREION	1995	BIG SHUFFLE	2002	GER	755	31	2.05	103	1.71	3.54	1.56	1.29	1.48
CITY ZIP	1998	CARSON CITY	2003	DEAD	1766	64	1.81	216	1.53	1.31	1.56	1.16	1.77
MAJESTICPERFECTION	2006	HARLAN'S HOLIDAY	2012	URU	702	21	1.50	78	1.39	1.46	1.54	0.93	1.60
DANSILI	1996	DANEHILL	2002	RETIRED	1195	70	2.93	174	1.82	0.68	1.53	2.20	2.02
BRETHREN	2008	DISTORTED HUMOR	2015	FL	268	7	1.31	29	1.35	2.16	1.53	0.59	-
ANODIN	2010	ANABAA	2016	FR	246	7	1.42	26	1.32	0.89	1.53	1.24	-
LOPE DE VEGA	2007	SHAMARDAL	2012	IRE	1227	53	2.16	169	1.72	1.67	1.52	1.69	1.76
CENTRAL BANKER	2010	SPEIGHTSTOWN	2016	NY	229	8	1.75	30	1.64	1.28	1.52	2.06	-
WEIGELIA	2001	SAFELY'S MARK	2010	PA	292	9	1.54	46	1.97	2.26	1.51	1.88	2.94
MUNNINGS	2006	SPEIGHTSTOWN	2012	KY	1101	46	2.09	149	1.69	1.80	1.51	1.35	1.78
MINESHAFT	1999	A.P. INDY	2005	KY	1247	33	1.32	149	1.49	1.11	1.51	1.17	1.90
CAMELOT	2009	MONTJEU	2015	IRE	655	31	2.37	76	1.45	0.72	1.51	1.70	1.24
ZANZIBARI	2007	SMART STRIKE	2012	FR	250	4	0.80	29	1.45	2.02	1.51	0.56	2.05
ADLERFLUG	2004	IN THE WINGS	2011	GER	313	17	2.72	32	1.28	0.82	1.51	0.52	1.11

**TOP 50 NA-EU SIRES WITH 200+ YEAR-STARTERS 2014-2020
BY 4YO ABC RUNNER INDEX**

SIRE	YOB	HIS SIRE	1st Foals	ST	TOT RNRS	TOT A	TOT A NDX	TOT ABC	ABC NDX	2YO	3YO	4YO	5YO+
DUBAWI	2002	DUBAI MILLENNIUM	2007	ENG	1560	152	4.87	333	2.67	1.30	2.14	2.78	4.51
FRANKEL	2008	GALILEO	2014	ENG	698	73	5.23	154	2.76	1.94	2.83	2.59	4.13
SLADE POWER	2009	DUTCH ART	2016	IRE	245	1	0.20	17	0.87	0.61	0.55	2.53	-
GALILEO	1998	SADLER'S WELLS	2003	IRE	1986	251	6.32	450	2.83	3.55	2.61	2.50	2.00
GRAZEN	2006	BENCHMARK	2011	CA	277	13	2.35	43	1.94	0.57	2.19	2.25	2.36
WAR FRONT	2002	DANZIG	2008	KY	1233	100	4.06	237	2.40	3.37	1.95	2.20	2.61
DANSILI	1996	DANEHILL	2002	RETIRED	1195	70	2.93	174	1.82	0.68	1.53	2.20	2.02
STARSPANGLED BANNER	2006	CHOISIR	2012	IRE	234	10	2.14	32	1.71	2.75	1.40	2.18	2.49
SPEIGHTSTOWN	1998	GONE WEST	2006	KY	1564	84	2.69	265	2.12	1.94	1.94	2.15	2.45
CURLIN	2004	SMART STRIKE	2010	KY	1495	93	3.11	270	2.26	2.49	2.33	2.12	1.84
TAPIT	2001	PULPIT	2006	KY	2010	141	3.51	356	2.21	2.28	2.22	2.08	2.07
PIVOTAL	1993	POLAR FALCON	1998	ENG	1089	55	2.53	162	1.86	0.60	1.26	2.07	2.65
MEDAGLIA D'ORO	1999	EL PRADO	2006	KY	1464	100	3.42	242	2.07	1.60	1.82	2.06	2.19
CENTRAL BANKER	2010	SPEIGHTSTOWN	2016	NY	229	8	1.75	30	1.64	1.28	1.52	2.06	-
WEIGELIA	2001	SAFELY'S MARK	2010	PA	292	9	1.54	46	1.97	2.26	1.51	1.88	2.94
SHAMARDAL	2002	GIANT'S CAUSEWAY	2007	DEAD	1444	89	3.08	235	2.03	1.99	1.60	1.86	3.02
INTO MISCHIEF	2005	HARLAN'S HOLIDAY	2010	KY	1670	88	2.63	296	2.22	2.97	2.21	1.83	1.59
SEA THE STARS	2006	CAPE CROSS	2011	IRE	1089	68	3.12	180	2.07	0.91	2.00	1.82	2.30
GHOSTZAPPER	2000	AWESOME AGAIN	2007	KY	1340	74	2.76	223	2.08	1.90	1.91	1.81	2.33
UNUSUAL HEAT	1990	NUREYEV	1999	DEAD	689	26	1.89	101	1.83	1.99	1.73	1.78	2.07
BLAME	2006	ARCH	2012	KY	906	35	1.93	117	1.61	1.85	1.41	1.73	1.26
THE FACTOR	2008	WAR FRONT	2014	KY	918	21	1.14	102	1.39	0.86	1.12	1.72	1.39
CANDY RIDE	1999	RIDE THE RAILS	2006	KY	1724	93	2.70	263	1.91	1.78	1.80	1.70	2.19
CAMELOT	2009	MONTJEU	2015	IRE	655	31	2.37	76	1.45	0.72	1.51	1.70	1.24
LOPE DE VEGA	2007	SHAMARDAL	2012	IRE	1227	53	2.16	169	1.72	1.67	1.52	1.69	1.76
QUALITY ROAD	2006	ELUSIVE QUALITY	2012	KY	1166	55	2.36	175	1.88	2.18	1.67	1.68	1.74
STREET SENSE	2004	STREET CRY	2009	KY	1548	62	2.00	211	1.70	1.06	1.62	1.67	2.00
SQUARE EDDIE	2006	SMART STRIKE	2011	RETIRED	519	22	2.12	80	1.93	2.75	2.00	1.63	1.14
TEOFILO	2004	GALILEO	2009	IRE	1280	74	2.89	184	1.80	1.96	1.48	1.62	2.25
DISTORTED HUMOR	1993	FORTY NINER	2000	KY	1312	43	1.64	179	1.71	1.98	1.42	1.60	1.97
BERNARDINI	2003	A.P. INDY	2008	KY	1458	63	2.16	186	1.59	1.66	1.42	1.60	1.84
WILL TAKE CHARGE	2010	UNBRIDLED'S SONG	2016	KY	310	5	0.81	32	1.29	0.86	1.35	1.59	-
GOLDENCENTS	2010	INTO MISCHIEF	2016	KY	422	15	1.78	42	1.24	1.11	1.16	1.59	-
AUSTRALIA	2011	GALILEO	2016	IRE	340	19	2.79	42	1.54	1.52	1.42	1.57	-
KINGMAN	2011	INVINCIBLE SPIRIT	2016	ENG	426	19	2.23	63	1.85	1.59	2.12	1.56	-
JUMP START	1999	A.P. INDY	2004	DEAD	1128	25	1.11	150	1.66	1.00	1.37	1.52	2.19
UNCLE MO	2008	INDIAN CHARLIE	2013	KY	1248	85	3.41	205	2.05	2.43	2.11	1.51	1.64
OLD FORESTER	2001	FORESTRY	2008	ON	794	24	1.51	110	1.73	2.57	1.56	1.51	1.43
BROKEN VOW	1997	UNBRIDLED	2003	KY	1169	25	1.07	142	1.52	1.24	1.28	1.50	1.65
SUCCESSFUL APPEAL	1996	VALID APPEAL	2002	RETIRED	815	29	1.78	94	1.44	1.26	1.04	1.48	1.95
FIRST DEFENCE	2004	UNBRIDLED'S SONG	2010	KSA	566	21	1.86	70	1.55	2.08	1.40	1.47	1.22
FIBER SONDE	2005	UNBRIDLED'S SONG	2009	WV	439	12	1.37	44	1.25	1.14	1.14	1.47	0.92
CHAMPS ELYSEES	2003	DANEHILL	2011	DEAD	874	35	2.00	94	1.34	0.53	0.85	1.46	1.85
STYLE VENDOME	2010	ANABAA	2015	FR	256	3	0.59	20	0.98	0.84	0.81	1.46	0.98
LEMON DROP KID	1996	KINGMAMBO	2002	KY	1463	56	1.91	165	1.41	0.70	1.25	1.45	1.47
DARK ANGEL	2005	ACCLAMATION	2009	IRE	1918	73	1.90	215	1.40	1.54	1.01	1.44	2.11
GIANT GIZMO	2004	GIANT'S CAUSEWAY	2011	PAN	497	16	1.61	57	1.43	1.83	1.18	1.43	1.80
INVINCIBLE SPIRIT	1997	GREEN DESERT	2004	IRE	1761	74	2.10	238	1.69	1.75	1.48	1.42	2.64
TWIRLING CANDY	2007	CANDY RIDE	2013	KY	850	31	1.82	113	1.66	2.02	1.46	1.42	1.80
SIYOUNI	2007	PIVOTAL	2012	FR	1167	49	2.10	154	1.65	1.72	1.60	1.42	2.44
GIANT'S CAUSEWAY	1997	STORM CAT	2002	DEAD	1722	79	2.29	222	1.61	1.50	1.26	1.42	2.01
KANTHAROS	2008	LION HEART	2012	KY	811	34	2.10	101	1.56	1.88	1.28	1.42	1.72

**TOP 50 NA-EU SIREs WITH 200+ YEAR-STARTERS 2014-2020
BY 5YO+ ABC RUNNER INDEX**

SIRE	YOB	HIS SIRE	1st Foals	ST	TOT RNRS	TOT A	TOT A NDX	TOT ABC	ABC NDX	2YO	3YO	4YO	5YO+
DUBAWI	2002	DUBAI MILLENNIUM	2007	ENG	1560	152	4.87	333	2.67	1.30	2.14	2.78	4.51
FRANKEL	2008	GALILEO	2014	ENG	698	73	5.23	154	2.76	1.94	2.83	2.59	4.13
SHAMARDAL	2002	GIANT'S CAUSEWAY	2007	DEAD	1444	89	3.08	235	2.03	1.99	1.60	1.86	3.02
WEIGELIA	2001	SAFELY'S MARK	2010	PA	292	9	1.54	46	1.97	2.26	1.51	1.88	2.94
PIVOTAL	1993	POLAR FALCON	1998	ENG	1089	55	2.53	162	1.86	0.60	1.26	2.07	2.65
INVINCIBLE SPIRIT	1997	GREEN DESERT	2004	IRE	1761	74	2.10	238	1.69	1.75	1.48	1.42	2.64
WAR FRONT	2002	DANZIG	2008	KY	1233	100	4.06	237	2.40	3.37	1.95	2.20	2.61
FASTNET ROCK	2001	DANEHILL	2011	IRE	906	49	2.70	113	1.56	1.21	1.29	1.39	2.60
STARSPANGLED BANNER	2006	CHOISIR	2012	IRE	234	10	2.14	32	1.71	2.75	1.40	2.18	2.49
EL PADRINO	2009	PULPIT	2015	DEAD	232	4	0.86	25	1.35	1.39	1.04	1.20	2.49
SPEIGHTSTOWN	1998	GONE WEST	2006	KY	1564	84	2.69	265	2.12	1.94	1.94	2.15	2.45
SIYOUNI	2007	PIVOTAL	2012	FR	1167	49	2.10	154	1.65	1.72	1.60	1.42	2.44
GRAZEN	2006	BENCHMARK	2011	CA	277	13	2.35	43	1.94	0.57	2.19	2.25	2.36
GHOSTZAPPER	2000	AWESOME AGAIN	2007	KY	1340	74	2.76	223	2.08	1.90	1.91	1.81	2.33
COWTOWN CAT	2004	DISTORTED HUMOR	2010	OH	463	7	0.76	38	1.03	0.65	0.42	0.59	2.33
FOOTSTEPS IN THE SAND	2002	GIANT'S CAUSEWAY	2007	IRE	1198	41	1.71	128	1.34	1.05	1.01	1.15	2.31
SEA THE STARS	2006	CAPE CROSS	2011	IRE	1089	68	3.12	180	2.07	0.91	2.00	1.82	2.30
ENGLISH CHANNEL	2002	SMART STRIKE	2009	KY	1259	62	2.46	172	1.71	1.46	1.26	1.38	2.29
OASIS DREAM	2000	GREEN DESERT	2005	ENG	1472	47	1.60	166	1.41	1.18	1.05	1.34	2.27
TEOFILO	2004	GALILEO	2009	IRE	1280	74	2.89	184	1.80	1.96	1.48	1.62	2.25
MEDAGLIA D'ORO	1999	EL PRADO	2006	KY	1464	100	3.42	242	2.07	1.60	1.82	2.06	2.19
CANDY RIDE	1999	RIDE THE RAILS	2006	KY	1724	93	2.70	263	1.91	1.78	1.80	1.70	2.19
JUMP START	1999	A.P. INDY	2004	DEAD	1128	25	1.11	150	1.66	1.00	1.37	1.52	2.19
AMERICAN POST	2001	BERING	2006	DEAD	568	14	1.23	66	1.45	1.54	1.29	0.92	2.16
DARK ANGEL	2005	ACCLAMATION	2009	IRE	1918	73	1.90	215	1.40	1.54	1.01	1.44	2.11
PAYNTER	2009	AWESOME AGAIN	2015	KY	555	20	1.80	61	1.37	1.21	1.28	1.24	2.09
MOTIVATOR	2002	MONTJEU	2007	FR	709	23	1.62	69	1.22	0.32	1.00	1.19	2.08
TAPIT	2001	PULPIT	2006	KY	2010	141	3.51	356	2.21	2.28	2.22	2.08	2.07
UNUSUAL HEAT	1990	NUREYEV	1999	DEAD	689	26	1.89	101	1.83	1.99	1.73	1.78	2.07
EXCEED AND EXCEL	2000	DANEHILL	2006	AUS	1551	41	1.32	142	1.14	1.31	0.86	1.21	2.06
ZANIBARI	2007	SMART STRIKE	2012	FR	250	4	0.80	29	1.45	2.02	1.51	0.56	2.05
HARD SPUN	2004	DANZIG	2009	KY	1658	63	1.90	189	1.42	1.01	1.35	1.21	2.03
DANSILI	1996	DANEHILL	2002	RETIRED	1195	70	2.93	174	1.82	0.68	1.53	2.20	2.02
EXCELEBRATION	2008	EXCEED AND EXCEL	2014	IRE	506	9	0.89	42	1.04	1.16	0.86	0.60	2.02
EQUIANO	2005	ACCLAMATION	2012	IRE	994	19	0.96	69	0.87	0.77	0.51	0.73	2.02
GIANT'S CAUSEWAY	1997	STORM CAT	2002	DEAD	1722	79	2.29	222	1.61	1.50	1.26	1.42	2.01
GALILEO	1998	SADLER'S WELLS	2003	IRE	1986	251	6.32	450	2.83	3.55	2.61	2.50	2.00
STREET SENSE	2004	STREET CRY	2009	KY	1548	62	2.00	211	1.70	1.06	1.62	1.67	2.00
POINT OF ENTRY	2008	DYNAFORMER	2015	KY	375	11	1.47	49	1.63	2.06	1.60	1.05	2.00
ACCLAMATION	1999	ROYAL APPLAUSE	2005	IRE	1618	44	1.36	155	1.20	1.30	0.98	1.02	2.00
VRONSKY	1999	DANZIG	2006	CA	459	12	1.31	47	1.28	1.39	0.67	0.83	1.98
TO HONOR AND SERVE	2008	BERNARDINI	2014	KOR	470	14	1.49	40	1.06	0.35	0.85	1.14	1.98
DISTORTED HUMOR	1993	FORTY NINER	2000	KY	1312	43	1.64	179	1.71	1.98	1.42	1.60	1.97
PIONEER OF THE NILE	2006	EMPIRE MAKER	2011	DEAD	1083	34	1.57	142	1.64	1.44	1.78	1.21	1.96
SUCCESSFUL APPEAL	1996	VALID APPEAL	2002	RETIRED	815	29	1.78	94	1.44	1.26	1.04	1.48	1.95
MONSIEUR BOND	2000	DANEHILL DANCER	2006	DEAD	554	8	0.72	36	0.81	0.42	0.25	0.82	1.95
MAYSON	2008	INVINCIBLE SPIRIT	2014	ENG	525	6	0.57	52	1.24	1.64	1.16	0.88	1.93
SEPOY	2008	ELUSIVE QUALITY	2014	AUS	507	8	0.79	36	0.89	0.88	0.62	0.95	1.92
DELEGATOR	2006	DANSILI	2014	DEAD	258	6	1.16	16	0.78	1.06	0.57	0.43	1.92
MINESHAFT	1999	A.P. INDY	2005	KY	1247	33	1.32	149	1.49	1.11	1.51	1.17	1.90
POSEIDON'S WARRIOR	2008	SPEIGHTSTOWN	2015	PA	250	5	1.00	17	0.85	0.84	0.81	0.47	1.90

B AND C RUNNERS

If a horse isn't going to be an A Runner – among the top 4% of foals – the best thing it can be is a B Runner, which are horses whose earnings are in the top 3%-4% of runners; after all, B Runners in North America earned ~\$100,000 in 2018 and 2019 (\$85k in 2020); in the UK/Ire they earn about £40,000 in a good year (2020 wasn't) and about €50,000 in France. So they're pretty good horses, well worth having in the stable. C Runners – around \$70k in the US, £25k in the UK/Ire, €35k in France – at least they are paying for themselves. C Runners are the top 5%-8% of runners.

The leading sires by B Runner Index are a mix of familiar names and regional stars, many of whose names crop up several times on these lists. The top sire by B Runner Index is one of these, retired California sire **Square Eddie** (2.70), who has supplied any number of useful horses to California owner Paul Reddam's racing stable. He's been a really good regional sire. Of the 21 sires with B Runner indexes of 1.90+, Square Eddie is one of eight who are Regional/minor sires; the other 13 all stand/stood in Kentucky, England, Ireland, or France. The mainstream sires are headed by **Into Mischief** (2.49) and **Galileo** (2.39), plus **Candy Ride** (2.29), **Curlin** (2.24), **Pioneerof The Nile** (2.22), **Speightstown** (2.21), **War Front** (2.19), **Ghostzapper** (2.13), **Shamardal** (1.97), **Distorted Humor** (1.94), and **Teofilo** (1.91). Two younger sires which also look good in this department are France's F2016 **Anodin** (2.03), a full brother to the late great Goldikova, and Spendthrift's **Jimmy Creed** (1.98), who is by Distorted Humor. Four of the eight Regional/minor sires are from California: #1-ranked Square Eddie; F2015 **Smiling Tiger** (2.08), a dual Hollywood Park G1 winner sprinting and the sire of the two-time 7-furlong G1-winning filly Spiced Perfection; the ever-present **Grazen** (1.99); and the multiple champion California sire **Unusual Heat** (1.96). There are also **Daaher** (2.37), who did well in Kentucky for Shadwell from limited numbers and is now in Louisiana; Pennsylvania sires **Weigelia** (2.37, and like Grazen appears regularly on the index lists) and deceased **Jump Start** (1.99); and the rather obscure

French sire **Zanzibari** (2.00), a son of Smart Strike.

The leading sires by number of B Runners, on the other hand, are all major sires we've all heard of, headed by – here he is again – **Galileo** (95), followed by **Into Mischief** (83) and **Candy Ride** (79). A total of 15 sires have had 50+ B Runners 2014-2020, also including **Speightstown** (69), **Tapit** (68), **Curlin** (67), **Invincible Spirit** (59), **Ghostzapper**, **Shamardal**, **Street Sense**, and **Malibu Moon** (57 each), **War Front** and **Dubawi** (54 each), **Empire Maker** (52), and **Distorted Humor** (51).

The top ten sires by C Runner Index (based on 4% of runners, whereas A and B Runners are 2%) all have C Runner indexes of 1.80+. Five of these are major sires, headed by none other than **Frankel** (2.29), and also including **Dubawi** (2.04), **Into Mischief** (1.87), **Curlin** (1.84), and **Tapit** (1.83). Prominent sires **Starspangledbanner** (1.92) and **Areion** (1.89) also make this top 10, along with regional sires **Weigelia** (2.05, PA), **Caleb's Posse** (1.99, OK), and **Great Notion** (1.96, MD). A total of eleven sires had 100+ C Runners 2014-2020, headed by **Tapit** (147), followed by **Dubawi** (127), **Into Mischief** (125), **Speightstown** (112), **Curlin** and **Kitten's Joy** (110 each), the ¾-brothers **Kodiak** (106) and **Invincible Spirit** (105), **City Zip** (105), **Galileo** (104), and **Malibu Moon** (103). These fit the description of: "at least if they're not going to be stars, they'll at least cover their training fees".



Square Eddie – the now pensioned sire leads the B Runner Index. Image courtesy of Ocean Breeze Ranch.

TOP 50 NA-EU SIRES WITH 200+ YEAR-STARTERS 2014-2020 BY B RUNNER INDEX

SIRE	YOB	HIS SIRE	1st Foals	ST	TOT RNRS	TOT A	TOT A NDX	TOT B	TOT B NDX	TOT C	TOT C NDX	TOT ABC	ABC NDX
SQUARE EDDIE	2006	SMART STRIKE	2011	RETIRED	519	22	2.12	28	2.70	30	1.45	80	1.93
INTO MISCHIEF	2005	HARLAN'S HOLIDAY	2010	KY	1670	88	2.63	83	2.49	125	1.87	296	2.22
GALILEO	1998	SADLER'S WELLS	2003	IRE	1986	251	6.32	95	2.39	104	1.31	450	2.83
DAAHER	2004	AWESOME AGAIN	2009	LA	295	6	1.02	14	2.37	7	0.59	27	1.14
CANDY RIDE	1999	RIDE THE RAILS	2006	KY	1724	93	2.70	79	2.29	91	1.32	263	1.91
CURLIN	2004	SMART STRIKE	2010	KY	1495	93	3.11	67	2.24	110	1.84	270	2.26
WEIGELIA	2001	SAFELY'S MARK	2010	PA	292	9	1.54	13	2.23	24	2.05	46	1.97
PIONEEROF THE NILE	2006	EMPIRE MAKER	2011	DEAD	1083	34	1.57	48	2.22	60	1.39	142	1.64
SPEIGHTSTOWN	1998	GONE WEST	2006	KY	1564	84	2.69	69	2.21	112	1.79	265	2.12
WAR FRONT	2002	DANZIG	2008	KY	1233	100	4.06	54	2.19	83	1.68	237	2.40
GHOSTZAPPER	2000	AWESOME AGAIN	2007	KY	1340	74	2.76	57	2.13	92	1.72	223	2.08
SMILING TIGER	2007	HOLD THAT TIGER	2015	CA	265	6	1.13	11	2.08	8	0.75	25	1.18
ANODIN	2010	ANABAA	2016	FR	246	7	1.42	10	2.03	9	0.91	26	1.32
ZANZIBARI	2007	SMART STRIKE	2012	FR	250	4	0.80	10	2.00	15	1.50	29	1.45
GRAZEN	2006	BENCHMARK	2011	CA	277	13	2.35	11	1.99	19	1.71	43	1.94
JUMP START	1999	A.P. INDY	2004	DEAD	1128	25	1.11	45	1.99	80	1.77	150	1.66
JIMMY CREED	2009	DISTORTED HUMOR	2015	KY	353	8	1.13	14	1.98	23	1.63	45	1.59
SHAMARDAL	2002	GIANT'S CAUSEWAY	2007	DEAD	1444	89	3.08	57	1.97	89	1.54	235	2.03
UNUSUAL HEAT	1990	NUREYEV	1999	DEAD	689	26	1.89	27	1.96	48	1.74	101	1.83
DISTORTED HUMOR	1993	FORTY NINER	2000	KY	1312	43	1.64	51	1.94	85	1.62	179	1.71
TEOFILO	2004	GALILEO	2009	IRE	1280	74	2.89	49	1.91	61	1.19	184	1.80
FLAT OUT	2006	FLATTER	2015	OK	557	6	0.54	21	1.89	22	0.99	49	1.10
STREET SENSE	2004	STREET CRY	2009	KY	1548	62	2.00	57	1.84	92	1.49	211	1.70
LOPE DE VEGA	2007	SHAMARDAL	2012	IRE	1227	53	2.16	45	1.83	71	1.45	169	1.72
OLD FORESTER	2001	FORESTRY	2008	ON	794	24	1.51	29	1.83	57	1.79	110	1.73
KINGMAN	2011	INVINCIBLE SPIRIT	2016	ENG	426	19	2.23	15	1.76	29	1.70	63	1.85
DUBAWI	2002	DUBAI MILLENNIUM	2007	ENG	1560	152	4.87	54	1.73	127	2.04	333	2.67
QUALITY ROAD	2006	ELUSIVE QUALITY	2012	KY	1166	55	2.36	40	1.72	80	1.72	175	1.88
VIOLENCE	2010	MEDAGLIA D'ORO	2015	KY	612	12	0.98	21	1.72	38	1.55	71	1.45
TALENT SEARCH	2003	CATIENUS	2011	PA	319	1	0.16	11	1.72	15	1.18	27	1.06
ADIOS CHARLIE	2008	INDIAN CHARLIE	2013	FL	409	16	1.96	14	1.71	21	1.28	51	1.56
TAPIT	2001	PULPIT	2006	KY	2010	141	3.51	68	1.69	147	1.83	356	2.21
GIANT OAK	2006	GIANT'S CAUSEWAY	2013	DEAD	207	5	1.21	7	1.69	10	1.21	22	1.33
AMERICAN PHAROAH	2012	PIONEEROF THE NILE	2017	KY	238	13	2.73	8	1.68	15	1.58	36	1.89
INVINCIBLE SPIRIT	1997	GREEN DESERT	2004	IRE	1761	74	2.10	59	1.68	105	1.49	238	1.69
SIYOUNI	2007	PIVOTAL	2012	FR	1167	49	2.10	39	1.67	66	1.41	154	1.65
SOLDIER HOLLOW	2000	IN THE WINGS	2009	GER	750	27	1.80	25	1.67	52	1.73	104	1.73
TORONADO	2010	HIGH CHAPARRAL	2016	FR	300	1	0.17	10	1.67	12	1.00	23	0.96
UNCLE MO	2008	INDIAN CHARLIE	2013	KY	1248	85	3.41	41	1.64	79	1.58	205	2.05
SEA THE MOON	2011	SEA THE STARS	2016	ENG	244	13	2.66	8	1.64	14	1.43	35	1.79
MOBIL	2000	LANGFUHR	2007	OH	244	5	1.02	8	1.64	11	1.13	24	1.23
MEDAGLIA D'ORO	1999	EL PRADO	2006	KY	1464	100	3.42	47	1.61	95	1.62	242	2.07
SEA THE STARS	2006	CAPE CROSS	2011	IRE	1089	68	3.12	35	1.61	77	1.77	180	2.07
BERNARDINI	2003	A.P. INDY	2008	KY	1458	63	2.16	47	1.61	76	1.30	186	1.59
POINT OF ENTRY	2008	DYNAFORMER	2015	KY	375	11	1.47	12	1.60	26	1.73	49	1.63
TAKE CHARGE INDY	2009	A.P. INDY	2015	KY	476	13	1.37	15	1.58	20	1.05	48	1.26
GIROLAMO	2006	A.P. INDY	2013	KOR	507	11	1.08	16	1.58	29	1.43	56	1.38
KENDARGENT	2003	KENDOR	2009	FR	1047	20	0.96	32	1.53	61	1.46	113	1.35
DANSILI	1996	DANEHILL	2002	RETIRED	1195	70	2.93	36	1.51	68	1.42	174	1.82
ENGLISH CHANNEL	2002	SMART STRIKE	2009	KY	1259	62	2.46	38	1.51	72	1.43	172	1.71

TOP 50 NA-EU SIRES WITH 200+ YEAR-STARTERS 2014-2020 BY NUMBER OF B RUNNERS

SIRE	YOB	HIS SIRE	1st Foals	ST	TOT RNRS	TOT A	TOT A NDY	TOT B	TOT B NDY	TOT C	TOT C NDY	TOT ABC	ABC NDY
GALILEO	1998	SADLER'S WELLS	2003	IRE	1986	251	6.32	95	2.39	104	1.31	450	2.83
INTO MISCHIEF	2005	HARLAN'S HOLIDAY	2010	KY	1670	88	2.63	83	2.49	125	1.87	296	2.22
CANDY RIDE	1999	RIDE THE RAILS	2006	KY	1724	93	2.70	79	2.29	91	1.32	263	1.91
SPEIGHTSTOWN	1998	GONE WEST	2006	KY	1564	84	2.69	69	2.21	112	1.79	265	2.12
TAPIT	2001	PULPIT	2006	KY	2010	141	3.51	68	1.69	147	1.83	356	2.21
CURLIN	2004	SMART STRIKE	2010	KY	1495	93	3.11	67	2.24	110	1.84	270	2.26
INVINCIBLE SPIRIT	1997	GREEN DESERT	2004	IRE	1761	74	2.10	59	1.68	105	1.49	238	1.69
GHOSTZAPPER	2000	AWESOME AGAIN	2007	KY	1340	74	2.76	57	2.13	92	1.72	223	2.08
SHAMARDAL	2002	GIANT'S CAUSEWAY	2007	DEAD	1444	89	3.08	57	1.97	89	1.54	235	2.03
STREET SENSE	2004	STREET CRY	2009	KY	1548	62	2.00	57	1.84	92	1.49	211	1.70
MALIBU MOON	1997	A.P. INDY	2001	KY	1937	76	1.96	57	1.47	103	1.33	236	1.52
WAR FRONT	2002	DANZIG	2008	KY	1233	100	4.06	54	2.19	83	1.68	237	2.40
DUBAWI	2002	DUBAI MILLENNIUM	2007	ENG	1560	152	4.87	54	1.73	127	2.04	333	2.67
EMPIRE MAKER	2000	UNBRIDLED	2005	DEAD	2098	35	0.83	52	1.24	70	0.83	157	0.94
DISTORTED HUMOR	1993	FORTY NINER	2000	KY	1312	43	1.64	51	1.94	85	1.62	179	1.71
TEOFILO	2004	GALILEO	2009	IRE	1280	74	2.89	49	1.91	61	1.19	184	1.80
PIONEEROF THE NILE	2006	EMPIRE MAKER	2011	DEAD	1083	34	1.57	48	2.22	60	1.39	142	1.64
GIANT'S CAUSEWAY	1997	STORM CAT	2002	DEAD	1722	79	2.29	48	1.39	95	1.38	222	1.61
DARK ANGEL	2005	ACCLAMATION	2009	IRE	1918	73	1.90	48	1.25	94	1.23	215	1.40
KITTEN'S JOY	2001	EL PRADO	2007	KY	2266	99	2.18	48	1.06	110	1.21	257	1.42
MEDAGLIA D'ORO	1999	EL PRADO	2006	KY	1464	100	3.42	47	1.61	95	1.62	242	2.07
BERNARDINI	2003	A.P. INDY	2008	KY	1458	63	2.16	47	1.61	76	1.30	186	1.59
MORE THAN READY	1997	SOUTHERN HALO	2002	KY	1579	64	2.03	47	1.49	96	1.52	207	1.64
CITY ZIP	1998	CARSON CITY	2003	DEAD	1766	64	1.81	47	1.33	105	1.49	216	1.53
JUMP START	1999	A.P. INDY	2004	DEAD	1128	25	1.11	45	1.99	80	1.77	150	1.66
LOPE DE VEGA	2007	SHAMARDAL	2012	IRE	1227	53	2.16	45	1.83	71	1.45	169	1.72
UNCLE MO	2008	INDIAN CHARLIE	2013	KY	1248	85	3.41	41	1.64	79	1.58	205	2.05
HARD SPUN	2004	DANZIG	2009	KY	1658	63	1.90	41	1.24	85	1.28	189	1.42
QUALITY ROAD	2006	ELUSIVE QUALITY	2012	KY	1166	55	2.36	40	1.72	80	1.72	175	1.88
SIYOUNI	2007	PIVOTAL	2012	FR	1167	49	2.10	39	1.67	66	1.41	154	1.65
ENGLISH CHANNEL	2002	SMART STRIKE	2009	KY	1259	62	2.46	38	1.51	72	1.43	172	1.71
EXCEED AND EXCEL	2000	DANEHILL	2006	AUS	1551	41	1.32	38	1.23	63	1.02	142	1.14
CONGRATS	2000	A.P. INDY	2008	KY	1721	28	0.81	37	1.07	81	1.18	146	1.06
DANSILI	1996	DANEHILL	2002	RETIRED	1195	70	2.93	36	1.51	68	1.42	174	1.82
MINESHAFT	1999	A.P. INDY	2005	KY	1247	33	1.32	36	1.44	80	1.60	149	1.49
KODIAC	2001	DANEHILL	2008	IRE	2123	54	1.27	36	0.85	106	1.25	196	1.15
SEA THE STARS	2006	CAPE CROSS	2011	IRE	1089	68	3.12	35	1.61	77	1.77	180	2.07
BROKEN VOW	1997	UNBRIDLED	2003	KY	1169	25	1.07	35	1.50	82	1.75	142	1.52
BLUEGRASS CAT	2003	STORM CAT	2008	TUR	1226	17	0.69	35	1.43	54	1.10	106	1.08
OASIS DREAM	2000	GREEN DESERT	2005	ENG	1472	47	1.60	35	1.19	84	1.43	166	1.41
MIDNIGHT LUTE	2003	REAL QUIET	2010	KY	1164	35	1.50	34	1.46	67	1.44	136	1.46
MUNNINGS	2006	SPEIGHTSTOWN	2012	KY	1101	46	2.09	33	1.50	70	1.59	149	1.69
KENDARGENT	2003	KENDOR	2009	FR	1047	20	0.96	32	1.53	61	1.46	113	1.35
LEMON DROP KID	1996	KINGMAMBO	2002	KY	1463	56	1.91	32	1.09	77	1.32	165	1.41
LE HAVRE	2006	NOVERRE	2011	FR	1059	43	2.03	31	1.46	52	1.23	126	1.49
FOOTSTEPSINTHESAND	2002	GIANT'S CAUSEWAY	2007	IRE	1198	41	1.71	31	1.29	56	1.17	128	1.34
TIZNOW	1997	CEE'S TIZZY	2003	RETIRED	1341	41	1.53	31	1.16	75	1.40	147	1.37
ELUSIVE CITY	2000	ELUSIVE QUALITY	2006	DEAD	1056	13	0.62	30	1.42	51	1.21	94	1.11
STREET BOSS	2004	STREET CRY	2010	KY	1072	17	0.79	30	1.40	44	1.03	91	1.06
6 TIED with 29													

TOP 50 NA-EU SIREs WITH 200+ YEAR-STARTERS 2014-2020 BY C RUNNER INDEX

SIRE	YOB	HIS SIRE	1st Foals	ST	TOT RNRS	TOT A	TOT A NDX	TOT B	TOT B NDX	TOT C	TOT C NDX	TOT ABC	ABC NDX
FRANKEL	2008	GALILEO	2014	ENG	698	73	5.23	17	1.22	64	2.29	154	2.76
WEIGELIA	2001	SAFELY'S MARK	2010	PA	292	9	1.54	13	2.23	24	2.05	46	1.97
DUBAWI	2002	DUBAI MILLENNIUM	2007	ENG	1560	152	4.87	54	1.73	127	2.04	333	2.67
CALEB'S POSSE	2008	POSSE	2014	OK	214	3	0.70	3	0.70	17	1.99	23	1.34
GREAT NOTION	2000	ELUSIVE QUALITY	2006	MD	535	16	1.50	16	1.50	42	1.96	74	1.73
STARSPANGLED BANNER	2006	CHOISIR	2012	IRE	234	10	2.14	4	0.85	18	1.92	32	1.71
AREION	1995	BIG SHUFFLE	2002	GER	755	31	2.05	15	0.99	57	1.89	103	1.71
INTO MISCHIEF	2005	HARLAN'S HOLIDAY	2010	KY	1670	88	2.63	83	2.49	125	1.87	296	2.22
CURLIN	2004	SMART STRIKE	2010	KY	1495	93	3.11	67	2.24	110	1.84	270	2.26
TAPIT	2001	PULPIT	2006	KY	2010	141	3.51	68	1.69	147	1.83	356	2.21
SPEIGHTSTOWN	1998	GONE WEST	2006	KY	1564	84	2.69	69	2.21	112	1.79	265	2.12
PIVOTAL	1993	POLAR FALCON	1998	ENG	1089	55	2.53	29	1.33	78	1.79	162	1.86
OLD FORESTER	2001	FORESTRY	2008	ON	794	24	1.51	29	1.83	57	1.79	110	1.73
MORNING LINE	2007	TIZNOW	2015	DEAD	252	6	1.19	6	1.19	18	1.79	30	1.49
SEA THE STARS	2006	CAPE CROSS	2011	IRE	1089	68	3.12	35	1.61	77	1.77	180	2.07
JUMP START	1999	A.P. INDY	2004	DEAD	1128	25	1.11	45	1.99	80	1.77	150	1.66
CENTRAL BANKER	2010	SPEIGHTSTOWN	2016	NY	229	8	1.75	6	1.31	16	1.75	30	1.64
BROKEN VOW	1997	UNBRIDLED	2003	KY	1169	25	1.07	35	1.50	82	1.75	142	1.52
UNUSUAL HEAT	1990	NUREYEV	1999	DEAD	689	26	1.89	27	1.96	48	1.74	101	1.83
SOLDIER HOLLOW	2000	IN THE WINGS	2009	GER	750	27	1.80	25	1.67	52	1.73	104	1.73
POINT OF ENTRY	2008	DYNAFORMER	2015	KY	375	11	1.47	12	1.60	26	1.73	49	1.63
GHOSTZAPPER	2000	AWESOME AGAIN	2007	KY	1340	74	2.76	57	2.13	92	1.72	223	2.08
QUALITY ROAD	2006	ELUSIVE QUALITY	2012	KY	1166	55	2.36	40	1.72	80	1.72	175	1.88
GRAZEN	2006	BENCHMARK	2011	CA	277	13	2.35	11	1.99	19	1.71	43	1.94
KINGMAN	2011	INVINCIBLE SPIRIT	2016	ENG	426	19	2.23	15	1.76	29	1.70	63	1.85
SILENT NAME	2002	SUNDAY SILENCE	2009	ON	660	25	1.89	19	1.44	45	1.70	89	1.69
CAIRO PRINCE	2011	PIONEER OF THE NILE	2016	KY	383	9	1.17	8	1.04	26	1.70	43	1.40
WAR FRONT	2002	DANZIG	2008	KY	1233	100	4.06	54	2.19	83	1.68	237	2.40
TWIRLING CANDY	2007	CANDY RIDE	2013	KY	850	31	1.82	25	1.47	57	1.68	113	1.66
JIMMY CREED	2009	DISTORTED HUMOR	2015	KY	353	8	1.13	14	1.98	23	1.63	45	1.59
THE FACTOR	2008	WAR FRONT	2014	KY	918	21	1.14	21	1.14	60	1.63	102	1.39
MEDAGLIA D'ORO	1999	EL PRADO	2006	KY	1464	100	3.42	47	1.61	95	1.62	242	2.07
DISTORTED HUMOR	1993	FORTY NINER	2000	KY	1312	43	1.64	51	1.94	85	1.62	179	1.71
EL PADRINO	2009	PULPIT	2015	DEAD	232	4	0.86	6	1.29	15	1.62	25	1.35
MAYSON	2008	INVINCIBLE SPIRIT	2014	ENG	525	6	0.57	12	1.14	34	1.62	52	1.24
WILL TAKE CHARGE	2010	UNBRIDLED'S SONG	2016	KY	310	5	0.81	7	1.13	20	1.61	32	1.29
BLAME	2006	ARCH	2012	KY	906	35	1.93	24	1.32	58	1.60	117	1.61
MINESHAFT	1999	A.P. INDY	2005	KY	1247	33	1.32	36	1.44	80	1.60	149	1.49
MUNNINGS	2006	SPEIGHTSTOWN	2012	KY	1101	46	2.09	33	1.50	70	1.59	149	1.69
FIRST DEFENCE	2004	UNBRIDLED'S SONG	2010	KSA	566	21	1.86	13	1.15	36	1.59	70	1.55
UNCLE MO	2008	INDIAN CHARLIE	2013	KY	1248	85	3.41	41	1.64	79	1.58	205	2.05
AMERICAN PHAROAH	2012	PIONEER OF THE NILE	2017	KY	238	13	2.73	8	1.68	15	1.58	36	1.89
VIOLENCE	2010	MEDAGLIA D'ORO	2015	KY	612	12	0.98	21	1.72	38	1.55	71	1.45
SHAMARDAL	2002	GIANT'S CAUSEWAY	2007	DEAD	1444	89	3.08	57	1.97	89	1.54	235	2.03
AMERICAN POST	2001	BERING	2006	DEAD	568	14	1.23	17	1.50	35	1.54	66	1.45
MORE THAN READY	1997	SOUTHERN HALO	2002	KY	1579	64	2.03	47	1.49	96	1.52	207	1.64
WOOTTON BASSETT	2008	IFFRAAJ	2013	IRE	396	17	2.15	8	1.01	24	1.52	49	1.55
FED BIZ	2009	GIANT'S CAUSEWAY	2016	KY	312	7	1.12	2	0.32	19	1.52	28	1.12
GIANT GIZMO	2004	GIANT'S CAUSEWAY	2011	PAN	497	16	1.61	11	1.11	30	1.51	57	1.43
ZANZIBARI	2007	SMART STRIKE	2012	FR	250	4	0.80	10	2.00	15	1.50	29	1.45
ORPEN	1996	LURE	2001	FR	418	8	0.96	11	1.32	25	1.50	44	1.32

TOP 50 NA-EU SIREs WITH 200+ YEAR-STARTERS 2014-2020 BY NUMBER OF C RUNNERS

SIRE	YOB	HIS SIRE	1st Foals	ST	TOT RNRS	TOT A	TOT A NDX	TOT B	TOT B NDX	TOT C	TOT C NDX	TOT ABC	ABC NDX
TAPIT	2001	PULPIT	2006	KY	2010	141	3.51	68	1.69	147	1.83	356	2.21
DUBAWI	2002	DUBAI MILLENNIUM	2007	ENG	1560	152	4.87	54	1.73	127	2.04	333	2.67
INTO MISCHIEF	2005	HARLAN'S HOLIDAY	2010	KY	1670	88	2.63	83	2.49	125	1.87	296	2.22
SPEIGHTSTOWN	1998	GONE WEST	2006	KY	1564	84	2.69	69	2.21	112	1.79	265	2.12
CURLIN	2004	SMART STRIKE	2010	KY	1495	93	3.11	67	2.24	110	1.84	270	2.26
KITTEN'S JOY	2001	EL PRADO	2007	KY	2266	99	2.18	48	1.06	110	1.21	257	1.42
KODIAC	2001	DANEHILL	2008	IRE	2123	54	1.27	36	0.85	106	1.25	196	1.15
INVINCIBLE SPIRIT	1997	GREEN DESERT	2004	IRE	1761	74	2.10	59	1.68	105	1.49	238	1.69
CITY ZIP	1998	CARSON CITY	2003	DEAD	1766	64	1.81	47	1.33	105	1.49	216	1.53
GALILEO	1998	SADLER'S WELLS	2003	IRE	1986	251	6.32	95	2.39	104	1.31	450	2.83
MALIBU MOON	1997	A.P. INDY	2001	KY	1937	76	1.96	57	1.47	103	1.33	236	1.52
MORE THAN READY	1997	SOUTHERN HALO	2002	KY	1579	64	2.03	47	1.49	96	1.52	207	1.64
MEDAGLIA D'ORO	1999	EL PRADO	2006	KY	1464	100	3.42	47	1.61	95	1.62	242	2.07
GIANT'S CAUSEWAY	1997	STORM CAT	2002	DEAD	1722	79	2.29	48	1.39	95	1.38	222	1.61
DARK ANGEL	2005	ACCLAMATION	2009	IRE	1918	73	1.90	48	1.25	94	1.23	215	1.40
GHOSTZAPPER	2000	AWESOME AGAIN	2007	KY	1340	74	2.76	57	2.13	92	1.72	223	2.08
STREET SENSE	2004	STREET CRY	2009	KY	1548	62	2.00	57	1.84	92	1.49	211	1.70
CANDY RIDE	1999	RIDE THE RAILS	2006	KY	1724	93	2.70	79	2.29	91	1.32	263	1.91
SHAMARDAL	2002	GIANT'S CAUSEWAY	2007	DEAD	1444	89	3.08	57	1.97	89	1.54	235	2.03
DISTORTED HUMOR	1993	FORTY NINER	2000	KY	1312	43	1.64	51	1.94	85	1.62	179	1.71
HARD SPUN	2004	DANZIG	2009	KY	1658	63	1.90	41	1.24	85	1.28	189	1.42
OASIS DREAM	2000	GREEN DESERT	2005	ENG	1472	47	1.60	35	1.19	84	1.43	166	1.41
WAR FRONT	2002	DANZIG	2008	KY	1233	100	4.06	54	2.19	83	1.68	237	2.40
BROKEN VOW	1997	UNBRIDLED	2003	KY	1169	25	1.07	35	1.50	82	1.75	142	1.52
ACCLAMATION	1999	ROYAL APPLAUSE	2005	IRE	1618	44	1.36	29	0.90	82	1.27	155	1.20
CONGRATS	2000	A.P. INDY	2008	KY	1721	28	0.81	37	1.07	81	1.18	146	1.06
JUMP START	1999	A.P. INDY	2004	DEAD	1128	25	1.11	45	1.99	80	1.77	150	1.66
QUALITY ROAD	2006	ELUSIVE QUALITY	2012	KY	1166	55	2.36	40	1.72	80	1.72	175	1.88
MINESHAFT	1999	A.P. INDY	2005	KY	1247	33	1.32	36	1.44	80	1.60	149	1.49
UNCLE MO	2008	INDIAN CHARLIE	2013	KY	1248	85	3.41	41	1.64	79	1.58	205	2.05
FLATTER	1999	A.P. INDY	2005	KY	1358	44	1.62	29	1.07	79	1.45	152	1.40
PIVOTAL	1993	POLAR FALCON	1998	ENG	1089	55	2.53	29	1.33	78	1.79	162	1.86
SEA THE STARS	2006	CAPE CROSS	2011	IRE	1089	68	3.12	35	1.61	77	1.77	180	2.07
LEMON DROP KID	1996	KINGMAMBO	2002	KY	1463	56	1.91	32	1.09	77	1.32	165	1.41
BERNARDINI	2003	A.P. INDY	2008	KY	1458	63	2.16	47	1.61	76	1.30	186	1.59
TIZNOW	1997	CEE'S TIZZY	2003	RETIRED	1341	41	1.53	31	1.16	75	1.40	147	1.37
ENGLISH CHANNEL	2002	SMART STRIKE	2009	KY	1259	62	2.46	38	1.51	72	1.43	172	1.71
LOPE DE VEGA	2007	SHAMARDAL	2012	IRE	1227	53	2.16	45	1.83	71	1.45	169	1.72
MUNNINGS	2006	SPEIGHTSTOWN	2012	KY	1101	46	2.09	33	1.50	70	1.59	149	1.69
EMPIRE MAKER	2000	UNBRIDLED	2005	DEAD	2098	35	0.83	52	1.24	70	0.83	157	0.94
DANSILI	1996	DANEHILL	2002	RETIRED	1195	70	2.93	36	1.51	68	1.42	174	1.82
MIDNIGHT LUTE	2003	REAL QUIET	2010	KY	1164	35	1.50	34	1.46	67	1.44	136	1.46
SIYOUNI	2007	PIVOTAL	2012	FR	1167	49	2.10	39	1.67	66	1.41	154	1.65
FRANKEL	2008	GALILEO	2014	ENG	698	73	5.23	17	1.22	64	2.29	154	2.76
ROCK OF GIBRALTAR	1999	DANEHILL	2004	IRE	1190	26	1.09	16	0.67	64	1.34	106	1.11
MASTERCRAFTSMAN	2006	DANEHILL DANCER	2011	IRE	1377	40	1.45	29	1.05	64	1.16	133	1.21
EXCEED AND EXCEL	2000	DANEHILL	2006	AUS	1551	41	1.32	38	1.23	63	1.02	142	1.14
IFFRAAJ	2001	ZAFONIC	2008	ENG	1411	27	0.96	18	0.64	62	1.10	107	0.95
KENDARGENT	2003	KENDOR	2009	FR	1047	20	0.96	32	1.53	61	1.46	113	1.35
TEOFILO	2004	GALILEO	2009	IRE	1280	74	2.89	49	1.91	61	1.19	184	1.80

F2016 & F2017 SIRES

Veteran readers of our publications know that one of the primary techniques we've developed for analysing sires is to separate them into groups according to the years they had their first foals. We do this because it enables us to look at a group of sires in the context of those who had similar opportunities in terms of the available time for their runners to race: all F2016 sires had their first 2yo's in 2018, their first 3yo's in 2019, etc. And in terms of the youngest sire crops (sires have to have at least 3yo's before they are assigned APEX ratings; rating sires on the basis of their first 2yo's is just historically too dodgy), it gives younger sires the opportunity to be compared with each other rather than against the whole wide world of sires.

As it happened, there are 81 NA/EU F2016 sires with their first 4yo's 2020 which were assigned APEX ratings, and 81 F2017 sires – recall that sires must have had 10+ 3yo's of the last year covered to be rated, which eliminates sires with really small crops as their numbers frankly clutter up the proceedings. That seems like a small thing, but it's actually the very reason the statistic 'cumulative average earnings index', which counts all runners by all sires, suffers from ratings inflation. In terms of the commercial world in which we are all operating, when you see a sire with a 1.00 APEX rating, that's an average sire; when you see a sire with a 1.00 cumulative average earnings index, that, in commercial market terms, is a below-average sire. That's why we say the cumulative average earnings index may be more theoretically 'pure', but the APEX ratings are a lot more practical.

Given that the minimum number of year-starters for consideration for our Top 50 lists is 200, you'll see immediately that the major F2016 sires whose first 4yo's have just finished their 4yo year do have 200+ year-starters, but there are a number of regional/minor sires with good index ratings who have not had so many runners; for F2017 sires, whose first runners have just finished their 3yo year, only American Pharoah (238) had 200+ year-starters, though Constitution (194) just missed. So they really do need to be looked at as their own group.

F2016 NA-EU SIRES

The last time there was a group of four sires who all ended up top 10 sires was the North American sire class with first foals 2006, which included Tapit, Medaglia D'Oro, Speightstown, and Candy Ride. Whether the European sire class with first foals 2016 will end up being so influential time will tell, but it does include four sires who have had 200+ year-starters and already figure among the top 30 NA/EU sires by A Runner index. Coolmore has two of them, **Australia** (2.79), who ranks highest among the four by A Runner Index after the 2020 season, when they had their first 4yo's racing, and **No Nay Never** (2.37), who ranks third among the four. The other two stand in England: Lanwades' **Sea The Moon** (2.66) and Juddmonte's **Kingman** (2.23), who is the group's leader in cumulative earnings, number of Black-Type Winners (29, per TDN 1-19), Group Winners (13), and, critically, G1 winners (3). No Nay Never has 12 GSW, Australia 11 – each has 2 G1 winners – while Sea The Moon has six GSW, including 1 G1W. Australia has 9 Group 1 Horses, No Nay Never 8.

The top NA F2016 sires with 200+ year-starters are Spendthrift's **Goldencents** (1.78) and New York's McMahan Thoroughbreds' **Central Banker** (1.75), though to be fair 2013 G1 Breeders' Cup Classic winner **Mucho Macho Man** (1.97), now at Hill 'n' Dale and who has 178 year-starters, ranks above them if we consider sires with, say 150+ year-starters. French sire **Anodin** (1.42), a full brother to the late superstar Goldikova who stands at Haras du Quesnay, had a much better 2020 and progressed to a top-15 ranking with 246 year-starters.

But another five NA sires with <120 year-starters with at least two A Runners also rank among the top 15 NA/EU F2016 sires by A Runner Index. There are two Ontario sires, **Souper Speedy** (2.94), another by Uncle Mo and Adios Charlie's sire, Indian Charlie, and who actually sports the highest A Runner Index among F2016 NA/EU sires, and **Big Screen** (2.42), by Speightstown; Florida speedball sire **Cajun Breeze** (2.33), by Congrats; Kitten's Joy's son **Real Solution** (1.95), now back at Calumet after a stint in Louisiana; and California's **Clubhouse Ride** (1.74), a son of Candy Ride

who is showing signs to suggest he could be the next Big Thing in California (with apologies to Mr. Big), following in the footsteps of the likes of Unusual Heat, Square Eddie, and Grazen.

Cajun Breeze (2.91) and Souper Speedy (2.63) lead the group by ABC Runner Index, followed by the more recognizable names of Kingman (1.85), Sea The Moon (1.79), Central Banker (1.64), No Nay Never (1.57), and Australia and Mucho Macho Man (each 1.54).

It's when we look at the top F2016 sires by number of A Runners and ABC Runners that the household names logically dominate the tables. Australia and Kingman are tied for highest number of A Runners with 19 each; No Nay Never has 17, Goldencents 15, and Sea The Moon 13. Then we see a new contender on the NA side as Airdrie's **Cairo Prince** (9 A Runners) makes his first appearance. His index numbers aren't that high yet, but he is improving, and in fact had 22 individual ABC Runners in 2020. He deserves to be included with Mucho Macho Man, Goldencents, and Central Banker among the top four NA F2016 sires.

Kingman is the only F2016 NA-EU sire with 3 G1 winners, and he also tops the group, by a wide margin, with 63 ABC Runners. The 3 G1 winners means he is siring class, and the 63 ABC Runners means he is getting a ton of runners who are at least paying their way. No Nay Never (45) is a respectful second by number of ABC Runners, with Cairo Prince (43) poking his way up to third, just ahead of Australia and Goldencents (42 each). Sea The Moon has 35, tied with **Verrazano**, another who improved in 2020 with 20 ABC Runners, but not before he was exported to Brazil.

F2017 NA-EU SIRE

There are ten F2017 NA-EU sires with 100+ year-starters (well, nine plus Lea with 98, so we're including him) and A Runner indexes of 1.85+, which has to qualify as a good start. WinStar's **Constitution** (3.35), Tapit's best son yet, has the highest A Runner Index, ahead of Darley Kildangan's **Night of Thunder** (3.13) and Coolmore Ashford's **American Pharoah** (2.73). These are the group's consensus top three sires, and all three stand for €75,000+ in 2021.

But not far behind them by A Runner Index is Lane's End's **Liam's Map** (2.66), who therefore, it might be argued, represents serious value at \$30,000- especially after Colonel Liam became his 3rd G1 winner by capturing the G1 Pegasus Turf on January 23. Claiborne's **Lea** (2.04), Gainesway's **Karakontie** (2.00), and Ireland's Ballylinch Stud's **Make Believe** (2.00) all land right around the 2.00 mark, though we have to give a little bit of an edge to Make Believe, who has G1 French Derby winner Mishriff in his first crop. Coolmore Ireland's **Gleneagles** (1.93), Florida's Journeyman Stud's **Khozan** (1.88), and Lane's End's **Tonalist** (1.85), who also might be a bit underrated, complete the ten F2017 NA-EU sires with 100+ year-starters and 1.85+ A Runner Index. Of those with <100 year-starters, Maryland's **Golden Lad** (3.47), by Medaglia D'Oro, actually has the highest A Runner Index among this group, and France's Haras de Colleville's **Galiway** (3.33), by Galileo and from the same team which brought you Kendargent and the sire of Sealiway, out of a Kendargent mare and wide-margin winner of the G1 Lagardere on Arc day, isn't far behind. Ontario's **Frac Daddy** (2.27), by Scat Daddy has two A Runners and a 2.27 A Index.

Khozan (2.35), who was Florida's wide-margin Leading Sire of 2020 with only his first 3yo's, is the top F2017 NA-EU sire by ABC Runner Index: Brent and Crystal Fernung's Journeyman Stud has done a great job with him down there. Night of Thunder (2.26), Constitution (2.06), Galiway (1.94, though with just 45 year-starters), and American Pharoah (1.89) come next. Honorable mention goes to Frac Daddy and little-known French sire **Amarillo** (1.70 each), Tonalist (1.67), Golden Lad and Hill 'n' Dale's improving **Bayern** (1.56 each), Gleneagles (1.52) and Karakontie (1.50), all with 1.50+ ABC indexes.

Constitution and American Pharoah were tied, at the end of 2020, with 13 A Runners each, with Night of Thunder and Liam's Map tied for third, with 9 each. Gleneagles had 7, and Darby Dan's **Tapiture**, a son of Tapit who is proving a prolific sire of winners (he is #3, ahead of Liam's Map at this stage, on the NA 3rd-crop cumulative progeny earnings list), had 6. Golden Lad, Make Believe, Khozan, and Tonalist had 5 each.

American Pharoah (36) is the leading NA-EU F2017 sire by number of ABC Runners, ahead of Constitution (32), Night of Thunder (26), Khozan (25), Gleneagles (22), and Tapiture (21). Tonalist, Bayern, and Liam's Map had 18 each. Darley Dalham Hall's **Golden Horn**, the 2015 G1 Epsom Derby and Arc winner, is up to 17

ABC Runners and may be poised to make an Australia-like forward move this year, considering his 2yo ABC rating is only 0.47 but his first 3yo's index was 2.10; we would call that a pretty distinct upward curve, which makes him a very interesting speculative play at his 2021 fee of £20,000.

TOP 15 NA-EU SIRES WITH 1ST FOALS 2016 BY A RUNNER INDEX

SIRE	YOB	HIS SIRE	1st Foals	ST	TOT RNRS	TOT A	TOT A NDX	TOT ABC	ABC NDX
SOUPER SPEEDY	2009	INDIAN CHARLIE	2016	ON	119	7	2.94	25	2.63
RULER OF THE WORLD	2010	GALILEO	2016	FR	71	4	2.82	4	0.70
AUSTRALIA	2011	GALILEO	2016	IRE	340	19	2.79	42	1.54
SEA THE MOON	2011	SEA THE STARS	2016	ENG	244	13	2.66	35	1.79
BIG SCREEN	2009	SPEIGHTSTOWN	2016	ON	62	3	2.42	6	1.21
NO NAY NEVER	2011	SCAT DADDY	2016	IRE	359	17	2.37	45	1.57
CAJUN BREEZE	2008	CONGRATS	2016	FL	43	2	2.33	10	2.91
KINGMAN	2011	INVINCIBLE SPIRIT	2016	ENG	426	19	2.23	63	1.85
MUCHO MACHO MAN	2008	MACHO UNO	2016	KY	178	7	1.97	22	1.54
REAL SOLUTION	2009	KITTEN'S JOY	2016	KY	77	3	1.95	7	1.14
GOLDENCENTS	2010	INTO MISCHIEF	2016	KY	422	15	1.78	42	1.24
CENTRAL BANKER	2010	SPEIGHTSTOWN	2016	NY	229	8	1.75	30	1.64
CLUBHOUSE RIDE	2008	CANDY RIDE	2016	CA	86	3	1.74	8	1.16
MERIT MAN	2010	WITH DISTINCTION	2016	CA	31	1	1.61	1	0.40
ANODIN	2010	ANABAA	2016	FR	246	7	1.42	26	1.32

TOP 15 NA-EU SIRES WITH 1ST FOALS 2016 BY NUMBER OF A RUNNERS

SIRE	YOB	HIS SIRE	1st Foals	ST	TOT RNRS	TOT A	TOT A NDX	TOT ABC	ABC NDX
AUSTRALIA	2011	GALILEO	2016	IRE	340	19	2.79	42	1.54
KINGMAN	2011	INVINCIBLE SPIRIT	2016	ENG	426	19	2.23	63	1.85
NO NAY NEVER	2011	SCAT DADDY	2016	IRE	359	17	2.37	45	1.57
GOLDENCENTS	2010	INTO MISCHIEF	2016	KY	422	15	1.78	42	1.24
SEA THE MOON	2011	SEA THE STARS	2016	ENG	244	13	2.66	35	1.79
CAIRO PRINCE	2011	PIONEEROF THE NILE	2016	KY	383	9	1.17	43	1.40
CENTRAL BANKER	2010	SPEIGHTSTOWN	2016	NY	229	8	1.75	30	1.64
SOUPER SPEEDY	2009	INDIAN CHARLIE	2016	ON	119	7	2.94	25	2.63
MUCHO MACHO MAN	2008	MACHO UNO	2016	KY	178	7	1.97	22	1.54
ANODIN	2010	ANABAA	2016	FR	246	7	1.42	26	1.32
FED BIZ	2009	GIANT'S CAUSEWAY	2016	KY	312	7	1.12	28	1.12
UNCAPTURED	2010	LION HEART	2016	KOR	214	6	1.40	13	0.76
OLYMPIC GLORY	2010	CHOISIR	2016	FR	270	6	1.11	15	0.69
ALHEBAYEB	2010	DARK ANGEL	2016	IRE	185	5	1.35	14	0.95
WILL TAKE CHARGE	2010	UNBRIDLED'S SONG	2016	KY	310	5	0.81	32	1.29
VERRAZANO	2010	MORE THAN READY	2016	BRZ	398	5	0.63	35	1.10

TOP 15 NA-EU SIRES WITH 1ST FOALS 2016 BY ABC RUNNER INDEX

SIRE	YOB	HIS SIRE	1st Foals	ST	TOT RNRS	TOT A	TOT A NDX	TOT ABC	ABC NDX
CAJUN BREEZE	2008	CONGRATS	2016	FL	43	2	2.33	10	2.91
SOUPER SPEEDY	2009	INDIAN CHARLIE	2016	ON	119	7	2.94	25	2.63
KINGMAN	2011	INVINCIBLE SPIRIT	2016	ENG	426	19	2.23	63	1.85
SEA THE MOON	2011	SEA THE STARS	2016	ENG	244	13	2.66	35	1.79
CENTRAL BANKER	2010	SPEIGHTSTOWN	2016	NY	229	8	1.75	30	1.64
NO NAY NEVER	2011	SCAT DADDY	2016	IRE	359	17	2.37	45	1.57
AUSTRALIA	2011	GALILEO	2016	IRE	340	19	2.79	42	1.54
MUCHO MACHO MAN	2008	MACHO UNO	2016	KY	178	7	1.97	22	1.54
BANDBOX	2008	TAPIT	2016	MD	88	2	1.14	10	1.42
CAIRO PRINCE	2011	PIONEEROF THE NILE	2016	KY	383	9	1.17	43	1.40
ANODIN	2010	ANABAA	2016	FR	246	7	1.42	26	1.32
WILL TAKE CHARGE	2010	UNBRIDLED'S SONG	2016	KY	310	5	0.81	32	1.29
GOLDENCENTS	2010	INTO MISCHIEF	2016	KY	422	15	1.78	42	1.24
BIG SCREEN	2009	SPEIGHTSTOWN	2016	ON	62	3	2.42	6	1.21
CLUBHOUSE RIDE	2008	CANDY RIDE	2016	CA	86	3	1.74	8	1.16

TOP 15 NA-EU SIRES WITH 1ST FOALS 2016 BY NUMBER OF ABC RUNNERS

SIRE	YOB	HIS SIRE	1st Foals	ST	TOT RNRS	TOT A	TOT A NDX	TOT ABC	ABC NDX
KINGMAN	2011	INVINCIBLE SPIRIT	2016	ENG	426	19	2.23	63	1.85
NO NAY NEVER	2011	SCAT DADDY	2016	IRE	359	17	2.37	45	1.57
CAIRO PRINCE	2011	PIONEEROF THE NILE	2016	KY	383	9	1.17	43	1.40
AUSTRALIA	2011	GALILEO	2016	IRE	340	19	2.79	42	1.54
GOLDENCENTS	2010	INTO MISCHIEF	2016	KY	422	15	1.78	42	1.24
SEA THE MOON	2011	SEA THE STARS	2016	ENG	244	13	2.66	35	1.79
VERRAZANO	2010	MORE THAN READY	2016	BRZ	398	5	0.63	35	1.10
WILL TAKE CHARGE	2010	UNBRIDLED'S SONG	2016	KY	310	5	0.81	32	1.29
CENTRAL BANKER	2010	SPEIGHTSTOWN	2016	NY	229	8	1.75	30	1.64
FED BIZ	2009	GIANT'S CAUSEWAY	2016	KY	312	7	1.12	28	1.12
ANODIN	2010	ANABAA	2016	FR	246	7	1.42	26	1.32
SOUPER SPEEDY	2009	INDIAN CHARLIE	2016	ON	119	7	2.94	25	2.63
TORONADO	2010	HIGH CHAPARRAL	2016	FR	300	1	0.17	23	0.96
MUCHO MACHO MAN	2008	MACHO UNO	2016	KY	178	7	1.97	22	1.54
CHARM SPIRIT	2011	INVINCIBLE SPIRIT	2016	FR	342	4	0.58	22	0.80

[For a complete list of 81 NA-EU sires with first foals 2016, please click here.](#)

TOP 15 NA-EU SIRES WITH 1ST FOALS 2017 BY A RUNNER INDEX

SIRE	YOB	HIS SIRE	1st Foals	ST	TOT RNRS	TOT A	TOT A NDX	TOT ABC	ABC NDX
GOLDEN LAD	2010	MEDAGLIA D'ORO	2017	MD	72	5	3.47	9	1.56
CONSTITUTION	2011	TAPIT	2017	KY	194	13	3.35	32	2.06
GALIWAY	2011	GALILEO	2017	FR	45	3	3.33	7	1.94
NIGHT OF THUNDER	2011	DUBAWI	2017	IRE	144	9	3.13	26	2.26
AMERICAN PHAROAH	2012	PIONEEROF THE NILE	2017	KY	238	13	2.73	36	1.89
LIAM'S MAP	2011	UNBRIDLED'S SONG	2017	KY	169	9	2.66	18	1.33
FRAC DADDY	2010	SCAT DADDY	2017	ON	44	2	2.27	6	1.70
LEA	2009	FIRST SAMURAI	2017	KY	98	4	2.04	8	1.02
KARAKONTIE	2011	BERNSTEIN	2017	KY	100	4	2.00	12	1.50
MAKE BELIEVE	2012	MAKFI	2017	IRE	125	5	2.00	12	1.20
DRAMEDY	2009	DISTORTED HUMOR	2017	KSA	25	1	2.00	2	1.00
GLENEAGLES	2012	GALILEO	2017	IRE	181	7	1.93	22	1.52
KHOZAN	2012	DISTORTED HUMOR	2017	FL	133	5	1.88	25	2.35
TONALIST	2011	TAPIT	2017	KY	135	5	1.85	18	1.67
CURLIN TO MISCHIEF	2011	CURLIN	2017	CA	28	1	1.79	1	0.45

TOP 15 NA-EU SIRES WITH 1ST FOALS 2017 BY NUMBER OF A RUNNERS

SIRE	YOB	HIS SIRE	1st Foals	ST	TOT RNRS	TOT A	TOT A NDX	TOT ABC	ABC NDX
CONSTITUTION	2011	TAPIT	2017	KY	194	13	3.35	32	2.06
AMERICAN PHAROAH	2012	PIONEEROF THE NILE	2017	KY	238	13	2.73	36	1.89
NIGHT OF THUNDER	2011	DUBAWI	2017	IRE	144	9	3.13	26	2.26
LIAM'S MAP	2011	UNBRIDLED'S SONG	2017	KY	169	9	2.66	18	1.33
GLENEAGLES	2012	GALILEO	2017	IRE	181	7	1.93	22	1.52
TAPITURE	2011	TAPIT	2017	KY	219	6	1.37	21	1.20
GOLDEN LAD	2010	MEDAGLIA D'ORO	2017	MD	72	5	3.47	9	1.56
MAKE BELIEVE	2012	MAKFI	2017	IRE	125	5	2.00	12	1.20
KHOZAN	2012	DISTORTED HUMOR	2017	FL	133	5	1.88	25	2.35
TONALIST	2011	TAPIT	2017	KY	135	5	1.85	18	1.67
LEA	2009	FIRST SAMURAI	2017	KY	98	4	2.04	8	1.02
KARAKONTIE	2011	BERNSTEIN	2017	KY	100	4	2.00	12	1.50
BAYERN	2011	OFFLEE WILD	2017	KY	144	4	1.39	18	1.56
PALACE MALICE	2010	CURLIN	2017	KY	178	4	1.12	11	0.77
10 TIED with 3									

TOP 15 NA-EU SIRES WITH 1ST FOALS 2017 BY ABC RUNNER INDEX

SIRE	YOB	HIS SIRE	1st Foals	ST	TOT RNRS	TOT A	TOT A NDX	TOT ABC	ABC NDX
KHOZAN	2012	DISTORTED HUMOR	2017	FL	133	5	1.88	25	2.35
NIGHT OF THUNDER	2011	DUBAWI	2017	IRE	144	9	3.13	26	2.26
CONSTITUTION	2011	TAPIT	2017	KY	194	13	3.35	32	2.06
GALIWAY	2011	GALILEO	2017	FR	45	3	3.33	7	1.94
AMERICAN PHAROAH	2012	PIONEEROF THE NILE	2017	KY	238	13	2.73	36	1.89
FRAC DADDY	2010	SCAT DADDY	2017	ON	44	2	2.27	6	1.70
AMARILLO	2009	HOLY ROMAN EMPEROR	2017	FR	22	0	-	3	1.70
TONALIST	2011	TAPIT	2017	KY	135	5	1.85	18	1.67
GOLDEN LAD	2010	MEDAGLIA D'ORO	2017	MD	72	5	3.47	9	1.56
BAYERN	2011	OFFLEE WILD	2017	KY	144	4	1.39	18	1.56
GLENEAGLES	2012	GALILEO	2017	IRE	181	7	1.93	22	1.52
KARAKONTIE	2011	BERNSTEIN	2017	KY	100	4	2.00	12	1.50
BOURBON COURAGE	2009	LION HEART	2017	MD	69	1	0.72	8	1.45
AMARON	2009	SHAMARDAL	2017	GER	53	0	-	6	1.42
SUMMER FRONT	2009	WAR FRONT	2017	KY	147	3	1.02	16	1.36

TOP 15 NA-EU SIRES WITH 1ST FOALS 2017 BY NUMBER OF ABC RUNNERS

SIRE	YOB	HIS SIRE	1st Foals	ST	TOT RNRS	TOT A	TOT A NDX	TOT ABC	ABC NDX
AMERICAN PHAROAH	2012	PIONEEROF THE NILE	2017	KY	238	13	2.73	36	1.89
CONSTITUTION	2011	TAPIT	2017	KY	194	13	3.35	32	2.06
NIGHT OF THUNDER	2011	DUBAWI	2017	IRE	144	9	3.13	26	2.26
KHOZAN	2012	DISTORTED HUMOR	2017	FL	133	5	1.88	25	2.35
GLENEAGLES	2012	GALILEO	2017	IRE	181	7	1.93	22	1.52
TAPITURE	2011	TAPIT	2017	KY	219	6	1.37	21	1.20
TONALIST	2011	TAPIT	2017	KY	135	5	1.85	18	1.67
BAYERN	2011	OFFLEE WILD	2017	KY	144	4	1.39	18	1.56
LIAM'S MAP	2011	UNBRIDLED'S SONG	2017	KY	169	9	2.66	18	1.33
GOLDEN HORN	2012	CAPE CROSS	2017	ENG	164	3	0.91	17	1.30
SUMMER FRONT	2009	WAR FRONT	2017	KY	147	3	1.02	16	1.36
CABLE BAY	2011	INVINCIBLE SPIRIT	2017	ENG	151	3	0.99	15	1.24
CARPE DIEM	2012	GIANT'S CAUSEWAY	2017	KY	182	2	0.55	14	0.96
COMPETITIVE EDGE	2012	SUPER SAVER	2017	TX	142	3	1.06	13	1.14
4 TIED with 12									

[For a complete list of 81 NA-EU sires with first foals 2017, please click here.](#)

[For a complete roster of all 718 NA-EU sires, please click here.](#)

**2020 YEAR-END SALES TOTALS AND MIXED SALE SIRE AVERAGES
AFTER KEENELAND JANUARY**

THE COVID RESULT: NORTH AMERICAN & EUROPEAN AUCTION SALES DOWN 25%

When it was all added up by Brianne Stanley of our team, the combined North American and European auction markets in 2020 lost 25% of the gross from 2019, a drop of \$429-million, from \$1.730-billion in 2019 to \$1.301-billion in 2020. The corresponding gross in 2018 had been \$1.747-billion, and in virtually all other metrics the 2019 market was virtually the same as 2018, so the market had been stable for two years, meaning the 2020 drop took place against metrics which had been very well defined. In fact, in 2018 we calculate 22,400 horses sold for an average of \$78,034. In 2019, there were 22,167 horses sold for an average of \$78,050. In 2020, 18,603 horses sold, a drop of 16% from 2019, for an average of \$69,936, a drop of 10%. So the key metrics: number sold - 16%, gross -25%, average -10%.

We break the market down into four sectors: 1st-half mixed sales (typically Jan-Feb); 2yo sales (typically Mar-Jun); Yearling sales (typically July-Oct); and 2nd-half mixed sales (typically Nov-Dec). We divide the early mixed sale markets from the later ones because the 1st-half mixed sale markets in 2020 were the result of 2019 foals and coverings, while the 2nd-half mixed sales were the result of 2020 foals and coverings – two different breeding seasons.

As the table on the next page shows, different sectors of the auction market in different places declined (or even advanced, in a few cases, notably a 5.7% increase in the clearance rates from the catalogues at the European yearling sales) at different rates. Declines of under 20% are highlighted in a lighter orange background, declines over 20% in a darker orange. The biggest single percentage decline was an \$84-million (-40%) drop in gross at the North American 2yo sales, as they were held just as the pandemic really began to impact everybody's business, resulting in the loss of Fasig's Gulfstream sale, even though a certain number of those horses went to Ocala or Maryland. Also we think a mitigating factor will have been that 2yo consignors got a certain number of 2yo's sold privately, which are of

course not reflected in auction sale figures. So it's likely 2yo consignors also lost more like 25% than 40%.

The yearling sales account for about half of the total annual NA-EU auction sales, so naturally suffered the biggest monetary loss in 2020. The North American yearling sales had the biggest loss, \$161-million, which was 37% of the total loss of \$429-million for the entire marketplace. Curiously, the European yearling sales fared much better, dropping by 17% whereas the North American sales dropped by 32%.

Undoubtedly the prospects for 2021 depend entirely on whether and when the pandemic is under control. There is a feeling that the demand is there, and that once things are more or less back to normal, there is a lot of money waiting to be unleashed, in the general economy and in the horse racing economy as well. The hope is that 2020 will go down in the history books as a one-off, not a trend, and with any luck this time next year we'll be measuring the recovery against 2018 and 2019 market levels.



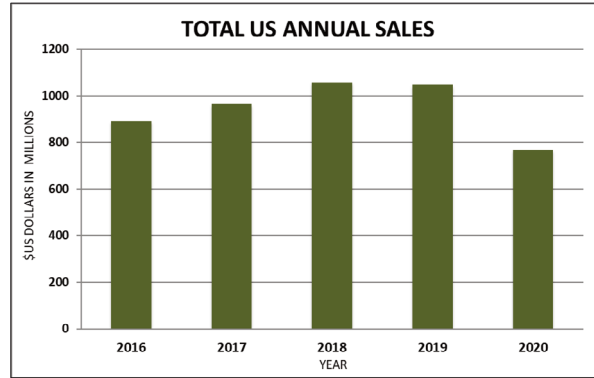
*Justify - Leading North American Sire of Weanlings-Short Yearlings in 2020/21.
Image courtesy of Coolmore Stud.*

**NA & EU MARKET SECTORS, 2020 VS 2019
PERCENTAGE UP OR DOWN**

Sector	Cat	Sold	Sold/ Cat %	Gross	Average	Change in Gross (\$M)
NA 1st-Half Mixed	22	7	-8.0	0.0	-7	0
NA 2yo	-10	-21	-6.7	-40	-24	-84
NA Yearlings	-21	-25	-3.0	-32	-9	-161
NA 2nd-Half Mixed	-15	-14	0.3	-12	3	-32
NA Total	-11	-17	-3.7	-27	-12	-277
EU 1st-Half Mixed	-4	-13	-5.5	-23	-12	-3.3
EU 2yo	3	-27	-20.2	-31	-6	-14
EU Yearlings	-13	-5	5.7	-17	-12	-65
EU 2nd-Half Mixed	-25	-23	1.8	-28	-7	-69
EU Total	-16	-15	1.1	-22	-8	-151
NA+EU 1st-Half Mixed	13	1	-7.1	-5	-5	-3.3
NA+EU 2yo	-8	-23	-9.2	-38	-18	-98
NA+EU Yearlings	-18	-16	1.0	-26	-11	-226
NA+EU 2nd-Half Mixed	-21	-19	1.0	-20	0	-101
NA+EU Total	-14	-16	-1.7	-25	-10	-429

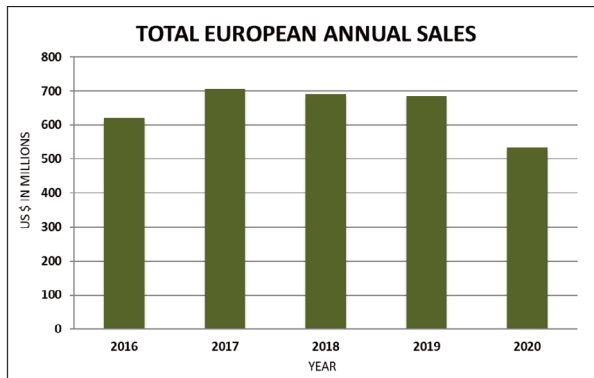
Decline <20% (<5% sold/cat)
Decline 20%+ (5%+ sold/cat)
Increase >10% (>5% sold/cat)

THOROUGHBRED MARKET REPORT - THE WORLDWIDE SALES TICKER



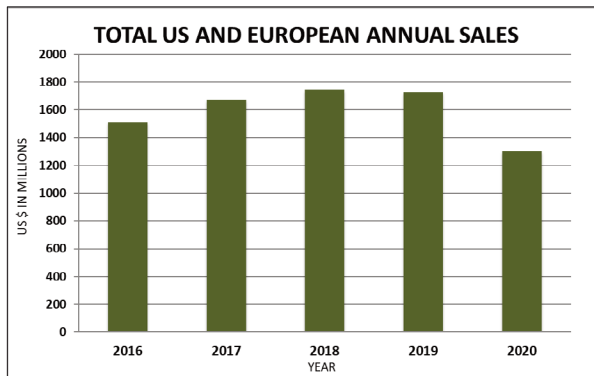
TOTAL US ANNUAL SALES

YEAR	CAT	RING	SOLD	% W/D	% S/R	%S/C	GROSS	AVG
2020	17,918	13,171	10,070	26.5%	76.5%	56.2%	\$ 768,006,000	\$ 76,267
2019	20,236	15,609	12,118	22.9%	77.6%	59.9%	\$ 1,045,638,300	\$ 86,288
2018	20,295	15,915	12,103	21.6%	76.0%	59.6%	\$ 1,057,101,350	\$ 87,342
2017	19,528	15,126	11,386	22.5%	75.3%	58.3%	\$ 964,310,500	\$ 84,693
2016	20,750	16,225	11,991	21.8%	73.9%	57.8%	\$ 892,229,000	\$ 74,408



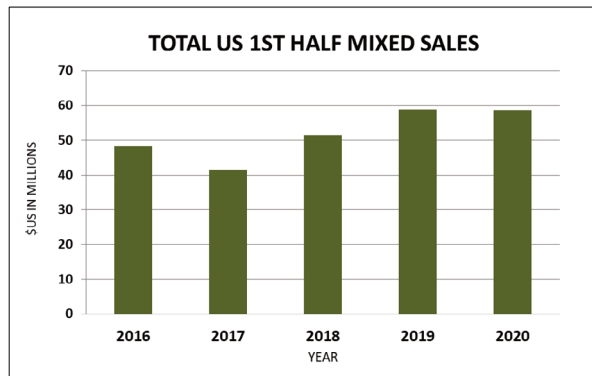
TOTAL EUROPEAN ANNUAL SALES

YEAR	CAT	RING	SOLD	% W/D	% S/R	%S/C	GROSS	AVG
2020	13,160	10,572	8,533	19.7%	80.7%	64.8%	\$ 533,004,964	\$ 62,464
2019	15,768	12,376	10,049	21.5%	81.2%	63.7%	\$ 684,495,746	\$ 68,116
2018	16,512	13,043	10,297	21.0%	78.9%	62.4%	\$ 690,858,019	\$ 67,093
2017	16,511	13,235	10,635	19.8%	80.4%	64.4%	\$ 707,477,994	\$ 66,524
2016	15,327	12,533	9,927	18.2%	79.2%	64.8%	\$ 619,577,150	\$ 62,413



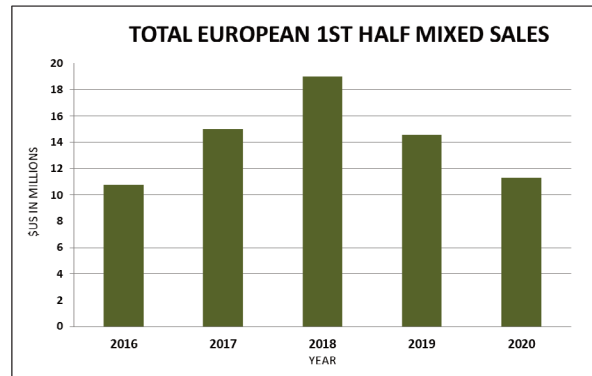
TOTAL US AND EUROPEAN ANNUAL SALES

YEAR	CAT	RING	SOLD	% W/D	%S/R	%S/C	GROSS	AVG
2020	31,078	23,743	18,603	23.6%	78.4%	59.9%	\$ 1,301,010,964	\$ 69,936
2019	36,004	27,985	22,167	22.3%	79.2%	61.6%	\$ 1,730,134,046	\$ 78,050
2018	36,807	28,958	22,400	21.3%	77.4%	60.9%	\$ 1,747,959,369	\$ 78,034
2017	36,039	28,361	22,021	21.3%	77.6%	61.1%	\$ 1,671,788,494	\$ 75,918
2016	36,077	28,758	21,918	20.3%	76.2%	60.8%	\$ 1,511,806,150	\$ 68,976



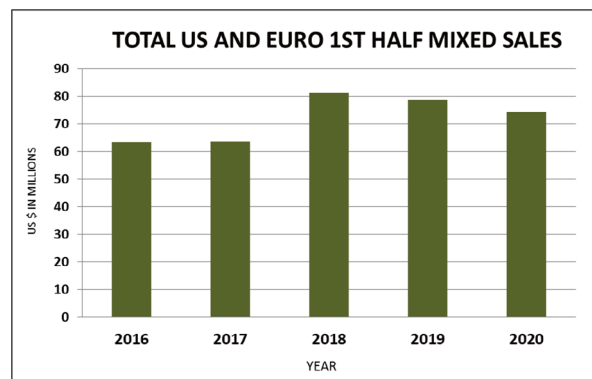
TOTAL 1ST HALF US MIXED SALES

YEAR	CAT	RING	SOLD	% W/D	% S/R	% S/C	GROSS	AVG
2020	3,393	2,548	1,947	24.9%	76.4%	57.4%	\$ 58,749,400	\$ 30,174
2019	2,775	2,108	1,814	24.0%	86.1%	65.4%	\$ 58,770,900	\$ 32,399
2018	3,073	2,387	1,792	22.3%	75.1%	58.3%	\$ 52,763,800	\$ 29,444
2017	3,372	2,549	1,763	24.4%	69.2%	52.3%	\$ 42,253,800	\$ 23,967
2016	3,170	2,510	1,885	20.8%	75.1%	59.5%	\$ 49,509,200	\$ 26,265



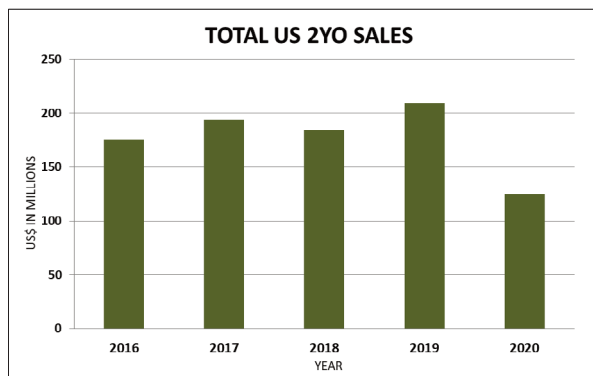
TOTAL EUROPEAN 1ST HALF MIXED SALES

YEAR	CAT	RING	SOLD	% W/D	% S/R	% S/C	GROSS	AVG
2020	1,380	1,117	796	19.1%	71.3%	57.7%	\$ 11,275,585	\$ 14,165
2019	1,444	1,152	912	20.2%	79.2%	63.2%	\$ 14,614,309	\$ 16,024
2018	1,431	1,157	912	19.1%	78.8%	63.7%	\$ 19,117,809	\$ 20,963
2017	1,545	1,259	936	18.5%	74.3%	60.6%	\$ 14,953,078	\$ 15,976
2016	1,262	1,039	779	17.7%	75.0%	61.7%	\$ 10,806,688	\$ 13,873



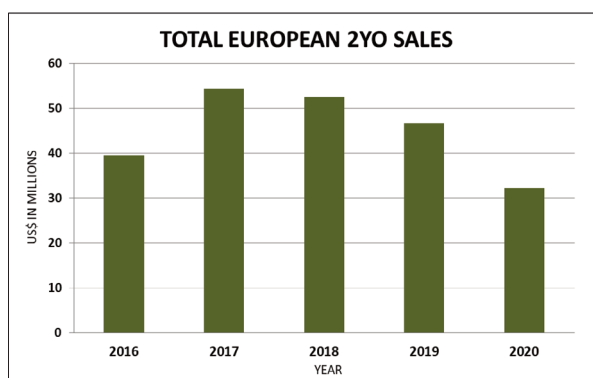
TOTAL US AND EUROPEAN 1ST HALF MIXED SALE

YEAR	CAT	RING	SOLD	% W/D	% S/R	% S/C	GROSS	AVG
2020	4,773	3,665	2,743	23.2%	74.8%	57.5%	\$ 70,024,985	\$ 25,529
2019	4,219	3,260	2,726	22.7%	83.6%	64.6%	\$ 73,385,209	\$ 26,920
2018	4,504	3,544	2,704	21.3%	76.3%	60.0%	\$ 71,881,609	\$ 26,583
2017	4,917	3,808	2,699	22.6%	70.9%	54.9%	\$ 57,206,878	\$ 21,196
2016	4,432	3,549	2,664	19.9%	75.1%	60.1%	\$ 60,315,888	\$ 22,641



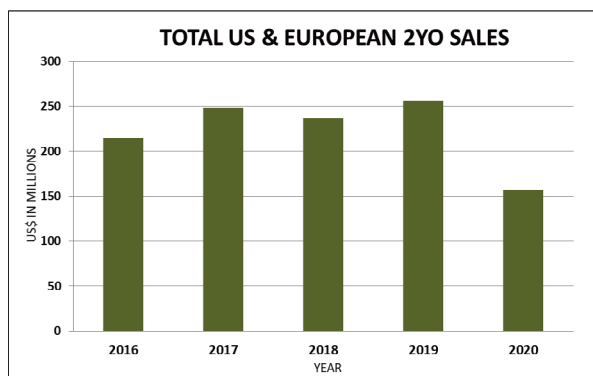
TOTAL US 2YO SALES TOTALS

YEAR	CAT	RING	SOLD	% W/D	% S/R	%S/C	GROSS	AVG
2020	3,659	2,289	1,722	37.4%	75.2%	47.1%	\$ 125,371,300	\$ 72,806
2019	4,074	2,832	2,190	30.5%	77.3%	53.8%	\$ 209,488,200	\$ 95,657
2018	3,792	2,611	2,014	31.1%	77.1%	53.1%	\$ 184,580,500	\$ 91,649
2017	3,771	2,474	1,967	34.4%	79.5%	52.2%	\$ 194,055,700	\$ 98,656
2016	4,182	2,891	2,163	30.9%	74.8%	51.7%	\$ 175,656,500	\$ 81,210



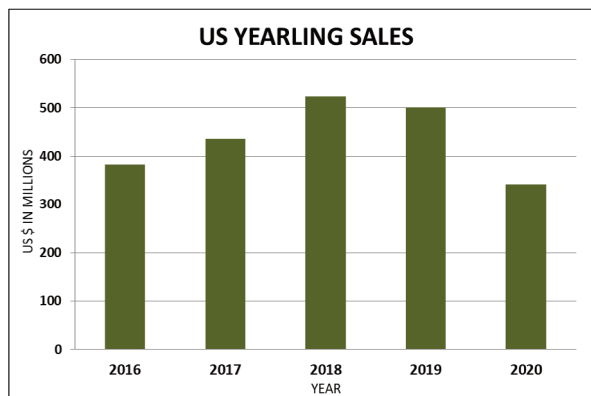
TOTAL EUROPEAN 2YO SALES

YEAR	CAT	RING	SOLD	% W/D	%S/C	%S/C	GROSS	AVG
2020	991	580	492	41.5%	49.6%	49.6%	\$ 32,205,453	\$ 65,458
2019	965	802	674	16.9%	69.8%	69.8%	\$ 46,714,152	\$ 69,309
2018	1,176	990	717	15.8%	61.0%	61.0%	\$ 52,512,934	\$ 73,240
2017	993	852	710	14.2%	71.5%	71.5%	\$ 54,280,973	\$ 76,452
2016	976	834	639	14.5%	65.5%	65.5%	\$ 39,480,628	\$ 61,785



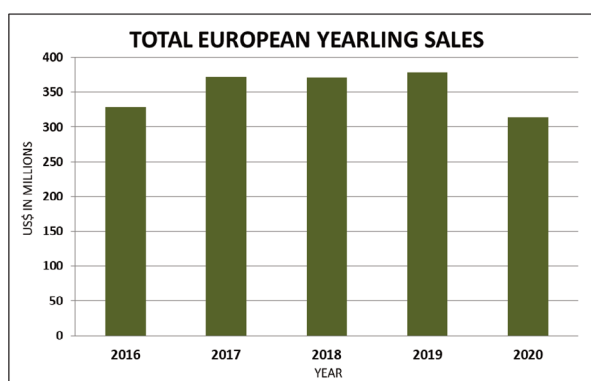
TOTAL US AND EUROPEAN 2YO SALES

YEAR	CAT	RING	SOLD	% W/D	%S/C	%S/C	GROSS	AVG
2020	4,650	2,869	2,214	38.3%	47.6%	47.6%	\$ 157,576,753	\$ 71,173
2019	5,039	3,634	2,864	27.9%	56.8%	56.8%	\$ 256,202,352	\$ 89,456
2018	4,968	3,601	2,731	27.5%	55.0%	55.0%	\$ 237,093,434	\$ 86,816
2017	4,764	3,326	2,677	30.2%	56.2%	56.2%	\$ 248,336,673	\$ 92,767
2016	5,158	3,725	2,802	27.8%	54.3%	54.3%	\$ 215,137,128	\$ 76,780



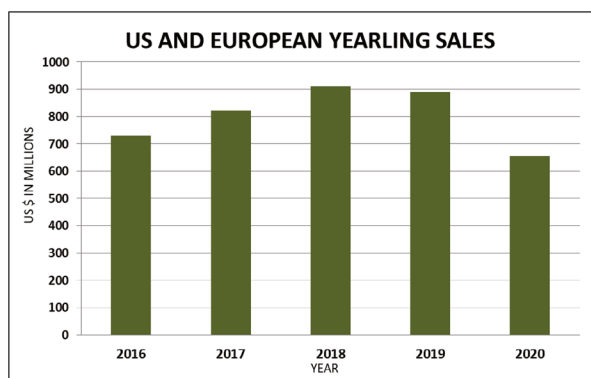
TOTAL US YEARLING SALES

YEAR	CAT	RING	SOLD	%W/D	% S/R	%S/C	GROSS	AVG
2020	6,487	5,069	3,791	21.9%	74.8%	58.4%	\$ 343,487,400	\$ 90,606
2019	8,251	6,750	5,070	18.2%	75.1%	61.4%	\$ 504,845,100	\$ 99,575
2018	8,371	7,011	5,312	16.2%	75.8%	63.5%	\$ 530,521,650	\$ 99,872
2017	7,799	6,555	4,894	16.0%	74.7%	62.8%	\$ 447,118,900	\$ 91,361
2016	8,292	6,954	4,998	16.1%	71.9%	60.3%	\$ 390,845,200	\$ 78,200



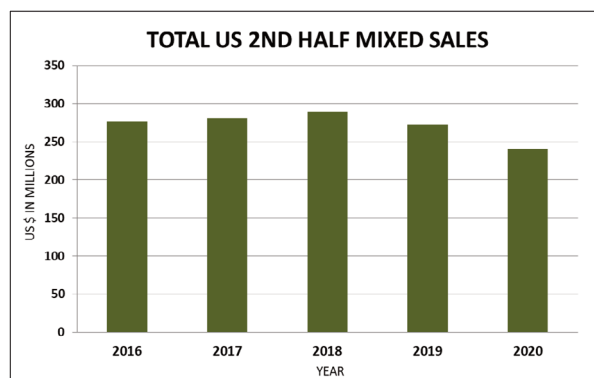
TOTAL EUROPEAN YEARLING SALES

YEAR	CAT	RING	SOLD	% W/D	% S/R	% S/C	GROSS	AVG
2020	5,526	4,773	3,829	13.6%	80.2%	69.3%	\$ 314,197,000	\$ 82,057
2019	6,348	4,999	4,038	21.3%	80.8%	63.6%	\$ 378,593,217	\$ 93,757
2018	6,486	5,042	4,097	22.3%	81.3%	63.2%	\$ 371,150,153	\$ 90,590
2017	6,419	5,139	4,167	19.9%	81.1%	64.9%	\$ 371,377,658	\$ 89,123
2016	5,795	4,792	3,845	17.3%	80.2%	66.4%	\$ 328,954,552	\$ 85,553

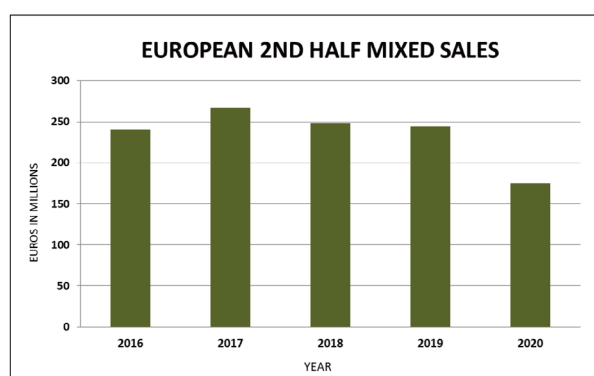


TOTAL US AND EUROPEAN YEARLINGS

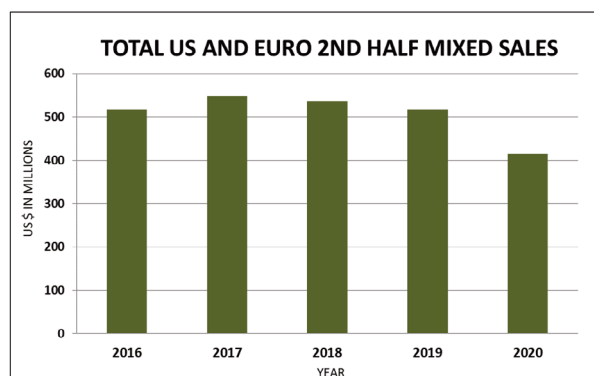
YEAR	CAT	RING	SOLD	%W/D	% S/R	%S/C	GROSS	AVG
2020	12,013	9,842	7,620	18.1%	77.4%	63.4%	\$ 657,684,400	\$ 86,310
2019	14,599	11,749	9,108	19.5%	77.5%	62.4%	\$ 883,438,317	\$ 96,996
2018	14,857	12,053	9,409	18.9%	78.1%	63.3%	\$ 901,671,803	\$ 95,831
2017	14,218	11,694	9,061	17.8%	77.5%	63.7%	\$ 818,496,558	\$ 90,332
2016	14,087	11,746	8,843	16.6%	75.3%	62.8%	\$ 719,799,752	\$ 81,398



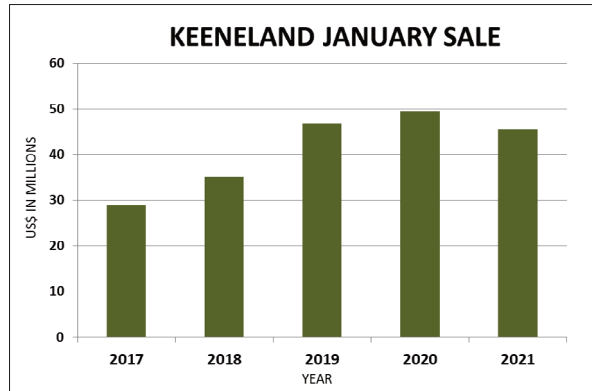
YEAR	CAT	RING	SOLD	% W/D	% S/R	%S/C	GROSS	AVG
2020	4,379	3,265	2,610	25.4%	79.9%	59.6%	\$ 240,397,900	\$ 92,106
2019	5,136	3,919	3,044	23.7%	77.7%	59.3%	\$ 272,534,100	\$ 89,532
2018	5,059	3,906	2,985	22.8%	76.4%	59.0%	\$ 289,235,400	\$ 96,896
2017	4,586	3,548	2,762	22.6%	77.8%	60.2%	\$ 280,882,100	\$ 101,695
2016	5,106	3,870	2,945	24.2%	76.1%	57.7%	\$ 276,218,100	\$ 93,792



YEAR	CAT	RING	SOLD	% W/D	% S/R	%S/C	GROSS	AVG
2020	5,263	4,102	3,416	22.1%	83.3%	64.9%	\$ 175,326,926	\$ 51,325
2019	7,011	5,423	4,425	22.7%	81.6%	63.1%	\$ 244,574,068	\$ 55,271
2018	7,419	5,854	4,571	21.1%	78.1%	61.6%	\$ 248,077,123	\$ 54,272
2017	7,554	5,985	4,822	20.8%	80.6%	63.8%	\$ 266,866,285	\$ 55,343
2016	7,294	5,868	4,664	19.6%	79.5%	63.9%	\$ 240,335,282	\$ 51,530

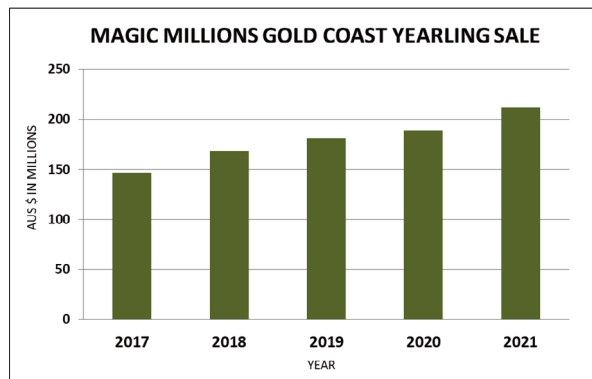


YEAR	CAT	RING	SOLD	% W/D	% S/R	%S/C	GROSS	AVG
2020	9,642	7,367	6,026	23.6%	81.8%	62.5%	\$ 415,724,826	\$ 68,989
2019	12,147	9,342	7,469	23.1%	80.0%	61.5%	\$ 517,108,168	\$ 69,234
2018	12,478	9,760	7,556	21.8%	77.4%	60.6%	\$ 537,312,523	\$ 71,111
2017	12,140	9,533	7,584	21.5%	79.6%	62.5%	\$ 547,748,385	\$ 72,224
2016	12,400	9,738	7,609	21.5%	78.1%	61.4%	\$ 516,553,382	\$ 67,887



CUMULATIVE KEENELAND JANUARY SALE

YEAR	CAT	RING	SOLD	% W/D	% S/R	% S/C	GROSS	AVG
2021	1,608	1,223	963	23.9%	78.7%	59.9%	\$ 45,522,100	\$ 47,271
2020	1,856	1,338	1,050	27.9%	78.5%	56.6%	\$ 40,453,300	\$ 38,527
2019	1,555	1,181	916	24.1%	77.6%	58.9%	\$ 46,759,000	\$ 51,047
2018	1,583	1,227	909	22.5%	74.1%	57.4%	\$ 34,996,000	\$ 38,499
2017	1,892	1,401	961	26.0%	68.6%	50.8%	\$ 28,785,500	\$ 29,954



MAGIC MILLIONS GOLD COAST YEARLING SALES

YEAR	CAT	RING	SOLD	%W/D	%S/R	%S/C	SOLD	AVG
2021	1,286	1,169	1,016	9.1%	86.9%	79.0%	\$ 211,721,000	\$ 208,387
2020	1,086	998	870	8.1%	87.2%	80.1%	\$ 189,119,850	\$ 217,379
2019	1,157	1,048	900	9.4%	85.9%	77.8%	\$ 180,953,888	\$ 201,060
2018	1,108	1,007	892	9.1%	88.6%	80.5%	\$ 168,096,500	\$ 188,449
2017	1,086	1,000	871	7.9%	87.1%	80.2%	\$ 146,361,150	\$ 168,038

LEADING NORTH AMERICAN SIRES OF WEANLINGS-SHORT YEARLINGS

(2nd half mixed sales- Tatts, Fasig KY & Midatlantic, Keeneland Nov & Jan, Arqana, Goffs)

SIRE NAME	YOB	HIS SIRE	FFLS	ST	# CAT	# RING	# SOLD	US\$ AVG	£ AVG	€ AVG
JUSTIFY	2015	SCAT DADDY	2020	KY	27	16	9	355,556	259,556	291,556
WAR FRONT	2002	DANZIG	2008	KY	2	2	2	325,000	237,250	266,500
INTO MISCHIEF	2005	HARLAN'S HOLIDAY	2010	KY	26	16	10	274,500	200,385	225,090
TAPIT	2001	PULPIT	2006	KY	5	3	3	209,000	152,570	171,380
UNCLE MO	2008	INDIAN CHARLIE	2013	KY	25	15	13	193,462	141,227	158,638
AMERICAN PHAROAH	2012	PIONEEROF THE NILE	2017	KY	31	18	13	193,077	140,946	158,323
SPEIGHTSTOWN	1998	GONE WEST	2006	KY	18	15	12	191,667	139,917	157,167
CITY OF LIGHT	2014	QUALITY ROAD	2020	KY	29	22	20	190,875	139,339	156,518
MEDAGLIA D'ORO	1999	EL PRADO	2006	KY	6	4	3	155,000	113,150	127,100
CANDY RIDE	1999	RIDE THE RAILS	2006	KY	13	8	7	134,571	98,237	110,349
FLATTER	1999	A.P. INDY	2005	KY	6	4	4	132,500	96,725	108,650
NYQUIST	2013	UNCLE MO	2018	KY	22	17	16	131,938	96,314	108,189
STREET SENSE	2004	STREET CRY	2009	KY	12	6	6	122,000	89,060	100,040
ARROGATE	2013	UNBRIDLED'S SONG	2019	DEAD	21	12	10	121,500	88,695	99,630
PIONEEROF THE NILE	2006	EMPIRE MAKER	2011	DEAD	2	2	2	120,000	87,600	98,400
MORE THAN READY	1997	SOUTHERN HALO	2002	KY	14	9	5	116,400	84,972	95,448
MASTERY	2014	CANDY RIDE	2019	KY	40	26	16	108,688	79,342	89,124
GUN RUNNER	2013	CANDY RIDE	2019	KY	25	17	11	106,727	77,911	87,516
EMPIRE MAKER	2000	UNBRIDLED	2005	DEAD	14	10	7	101,143	73,834	82,937
CONSTITUTION	2011	TAPIT	2017	KY	19	12	7	99,571	72,687	81,649
BERNARDINI	2003	A.P. INDY	2008	KY	13	4	4	96,750	70,628	79,335
MACLEAN'S MUSIC	2008	DISTORTED HUMOR	2014	KY	17	14	11	94,182	68,753	77,229
DISTORTED HUMOR	1993	FORTY NINER	2000	KY	10	7	5	92,000	67,160	75,440
MENDELSSOHN	2015	SCAT DADDY	2020	KY	51	32	24	89,917	65,639	73,732
MUNNINGS	2006	SPEIGHTSTOWN	2012	KY	33	20	19	89,474	65,316	73,368
LAOBAN	2013	UNCLE MO	2018	KY	7	5	5	88,600	64,678	72,652
KITTEN'S JOY	2001	EL PRADO	2007	KY	7	4	3	87,000	63,510	71,340
PRACTICAL JOKE	2014	INTO MISCHIEF	2019	KY	49	32	26	86,308	63,005	70,772
GOOD MAGIC	2015	CURLIN	2020	KY	45	28	17	83,000	60,590	68,060
GHOSTZAPPER	2000	AWESOME AGAIN	2007	KY	23	19	14	81,357	59,391	66,713
BOLT D'ORO	2015	MEDAGLIA D'ORO	2020	KY	44	32	27	81,000	59,130	66,420
UNION RAGS	2009	DIXIE UNION	2014	KY	27	16	13	80,923	59,074	66,357
NOT THIS TIME	2014	GIANT'S CAUSEWAY	2018	KY	24	15	11	70,955	51,797	58,183
ACCLAMATION	2006	UNUSUAL HEAT	2014	CA	20	17	17	80,330	58,641	65,870
BLAME	2006	ARCH	2012	KY	6	6	4	63,750	46,538	52,275
LIAM'S MAP	2011	UNBRIDLED'S SONG	2017	KY	18	14	11	61,273	44,729	50,244
LEMON DROP KID	1996	KINGMAMBO	2002	RETIRED	5	3	1	60,000	43,800	49,200
HARD SPUN	2004	DANZIG	2009	KY	22	15	7	57,857	42,236	47,443
COLLECTED	2013	CITY ZIP	2020	KY	36	26	10	54,700	39,931	44,854
WEST COAST	2014	FLATTER	2020	KY	42	33	23	54,217	39,579	44,458
KANTHAROS	2008	LION HEART	2012	KY	34	21	14	54,204	39,569	44,447
TWIRLING CANDY	2007	CANDY RIDE	2013	KY	20	16	14	53,143	38,794	43,577
OSCAR PERFORMANCE	2014	KITTEN'S JOY	2020	KY	18	12	8	52,000	37,960	42,640
MALIBU MOON	1997	A.P. INDY	2001	KY	20	16	14	50,393	36,787	41,322
ACCELERATE	2013	LOOKING AT LUCKY	2020	KY	43	28	20	50,375	36,774	41,308
FROSTED	2012	TAPIT	2018	KY	20	14	9	50,333	36,743	41,273
VIOLENCE	2010	MEDAGLIA D'ORO	2015	KY	19	16	13	50,000	36,500	41,000

[For a complete list of all North American sires of Weanlings-Short Yearlings click here.](#)

LEADING EUROPEAN SIRES OF WEANLINGS-SHORT YEARLINGS

(2nd half mixed sales- Tatts, Fasig KY & Midatlantic, Arqana, Goffs, Keeneland November & January)

SIRE NAME	YOB	HIS SIRE	FFLS	ST	# CAT	# RING	# SOLD	US\$ AVG	£ AVG	€ AVG
DUBAWI	2002	DUBAI MILLENNIUM	2007	ENG	3	3	3	693,373	506,163	568,566
FRANKEL	2008	GALILEO	2014	ENG	15	11	11	408,505	298,209	334,974
LOPE DE VEGA	2007	SHAMARDAL	2012	IRE	13	10	8	264,938	193,404	217,249
SEA THE STARS	2006	CAPE CROSS	2011	IRE	25	18	14	196,481	143,431	161,115
NO NAY NEVER	2011	SCAT DADDY	2016	IRE	9	4	4	186,048	135,815	152,559
CAMELOT	2009	MONTJEU	2015	IRE	10	10	9	157,942	115,297	129,512
INVINCIBLE SPIRIT	1997	GREEN DESERT	2004	IRE	23	19	15	137,483	100,362	112,736
KINGMAN	2011	INVINCIBLE SPIRIT	2016	ENG	9	3	3	121,920	89,002	99,974
DARK ANGEL	2005	ACCLAMATION	2009	IRE	13	11	10	117,112	85,492	96,032
WOOTTON BASSETT	2008	IFFRAAJ	2013	IRE	9	8	4	115,858	84,576	95,003
SAXON WARRIOR	2015	DEEP IMPACT	2020	IRE	23	18	15	108,262	79,031	88,775
LE HAVRE	2006	NOVERRE	2011	FR	6	6	4	104,304	76,142	85,529
NIGHT OF THUNDER	2011	DUBAWI	2017	IRE	21	18	16	90,457	66,034	74,175
KODIAC	2001	DANEHILL	2008	IRE	34	28	23	82,805	60,448	67,900
ROARING LION	2015	KITTEN'S JOY	2020	DEAD	13	10	8	81,297	59,347	66,664
SHOWCASING	2007	OASIS DREAM	2012	ENG	29	25	21	79,733	58,205	65,381
ZOUSTAR	2010	NORTHERN METEOR	2020	AUS	27	22	18	75,857	55,375	62,203
FASTNET ROCK	2001	DANEHILL	2011	IRE	4	4	4	72,784	53,132	59,683
SIYOUNI	2007	PIVOTAL	2012	FR	4	4	2	66,692	48,685	54,687
BELARDO	2012	LOPE DE VEGA	2018	IRE	15	14	9	66,526	48,564	54,551
FARHH	2008	PIVOTAL	2015	ENG	4	3	3	65,585	47,877	53,779
GALIWAY	2011	GALILEO	2017	FR	3	3	3	65,340	47,698	53,579
CHURCHILL	2014	GALILEO	2019	IRE	42	32	27	61,715	45,052	50,606
OASIS DREAM	2000	GREEN DESERT	2005	ENG	12	11	9	60,859	44,427	49,904
AUSTRALIA	2011	GALILEO	2016	IRE	24	22	16	60,349	44,055	49,486
SEA THE MOON	2011	SEA THE STARS	2016	ENG	21	17	14	60,339	44,047	49,478
MEHMAS	2014	ACCLAMATION	2018	IRE	22	15	13	57,223	41,773	46,923
DAWN APPROACH	2010	NEW APPROACH	2015	IRE	3	2	2	55,055	40,190	45,145
SIXTIES ICON	2003	GALILEO	2010	ENG	1	1	1	54,264	39,613	44,496
TEOFILO	2004	GALILEO	2009	IRE	13	11	10	53,512	39,064	43,880
EXCEED AND EXCEL	2000	DANEHILL	2006	AUS	24	21	18	50,168	36,622	41,137
ZOFFANY	2008	DANSILI	2013	DEAD	37	26	22	49,942	36,458	40,952
DANDY MAN	2003	MOZART	2011	IRE	54	50	43	48,277	35,242	39,587
BATED BREATH	2007	DANSILI	2014	ENG	13	10	10	47,245	34,489	38,741
U S NAVY FLAG	2015	WAR FRONT	2020	IRE	15	12	10	46,641	34,048	38,246
WALK IN THE PARK	2002	MONTJEU	2009	IRE	1	1	1	42,636	31,124	34,962
CRACKSMAN	2014	FRANKEL	2020	ENG	26	18	16	41,140	30,032	33,735
STARSPANGLED BANNER	2006	CHOISIR	2012	IRE	35	31	24	41,098	30,002	33,700
EXPERT EYE	2015	ACCLAMATION	2020	ENG	34	26	23	40,985	29,919	33,608
ALMANZOR	2013	WOOTTON BASSETT	2019	FR	8	7	7	40,114	29,283	32,894
FOOTSTEPS IN THE SAND	2002	GIANT'S CAUSEWAY	2007	IRE	27	25	21	39,621	28,923	32,489
IFFRAAJ	2001	ZAFONIC	2008	ENG	17	17	14	38,903	28,399	31,901
MASTERSTROKE	2009	MONSUN	2015	JUMPS	1	1	1	38,760	28,295	31,783
RAJASINGHE	2015	CHOISIR	2020	ENG	6	6	6	38,114	27,823	31,253
GOLDEN HORN	2012	CAPE CROSS	2017	ENG	12	12	12	37,887	27,658	31,067
HOLY ROMAN EMPEROR	2004	DANEHILL	2008	IRE	18	17	13	36,587	26,709	30,002
MASTERCRAFTSMAN	2006	DANEHILL DANCER	2011	IRE	24	21	17	35,184	25,684	28,851

[For a complete list of all European sires of Weanlings-Short Yearlings click here.](#)

LEADING NORTH AMERICAN COVERING SIRES

SIRE NAME	YOB	HIS SIRE	FFLS	ST	# CAT	# RING	# SOLD	US\$ AVG	£ AVG	€ AVG
QUALITY ROAD	2006	ELUSIVE QUALITY	2012	KY	8	7	4	871,250	636,013	714,425
INTO MISCHIEF	2005	HARLAN'S HOLIDAY	2010	KY	25	20	16	775,000	565,750	635,500
CURLIN	2004	SMART STRIKE	2010	KY	12	12	9	748,333	546,283	613,633
JUSTIFY	2015	SCAT DADDY	2020	KY	19	13	11	744,211	543,274	610,253
WAR FRONT	2002	DANZIG	2008	KY	7	7	6	562,500	410,625	461,250
UNCLE MO	2008	INDIAN CHARLIE	2013	KY	30	25	22	472,500	344,925	387,450
MEDAGLIA D'ORO	1999	EL PRADO	2006	KY	6	5	2	470,000	343,100	385,400
AMERICAN PHAROAH	2012	PIONEEROF THE NILE	2017	KY	20	16	11	360,455	263,132	295,573
CONSTITUTION	2011	TAPIT	2017	KY	47	35	22	283,864	207,220	232,768
CANDY RIDE	1999	RIDE THE RAILS	2006	KY	7	7	5	278,000	202,940	227,960
SPEIGHTSTOWN	1998	GONE WEST	2006	KY	21	17	16	268,125	195,731	219,863
CITY OF LIGHT	2014	QUALITY ROAD	2020	KY	28	25	23	221,739	161,870	181,826
NYQUIST	2013	UNCLE MO	2018	KY	37	31	22	211,227	154,196	173,206
ARROGATE	2013	UNBRIDLED'S SONG	2019	DEAD	16	13	12	205,417	149,954	168,442
LEMON DROP KID	1996	KINGMAMBO	2002	RETIRED	3	3	3	183,333	133,833	150,333
ACCLAMATION	1999	ROYAL APPLAUSE	2005	IRE	1	1	1	167,960	122,611	137,727
OMAHA BEACH	2016	WAR FRONT	2021	KY	31	24	20	164,350	119,976	134,767
STREET SENSE	2004	STREET CRY	2009	KY	15	10	10	157,200	114,756	128,904
TWIRLING CANDY	2007	CANDY RIDE	2013	KY	25	23	18	151,556	110,636	124,276
GHOSTZAPPER	2000	AWESOME AGAIN	2007	KY	19	18	14	151,071	110,282	123,879
CATHOLIC BOY	2015	MORE THAN READY	2021	KY	27	25	20	150,100	109,573	123,082
HARD SPUN	2004	DANZIG	2009	KY	21	14	11	143,364	104,655	117,558
GUN RUNNER	2013	CANDY RIDE	2019	KY	17	11	8	139,500	101,835	114,390
MORE THAN READY	1997	SOUTHERN HALO	2002	KY	12	8	5	135,760	99,105	111,323
KITTEN'S JOY	2001	EL PRADO	2007	KY	12	12	8	115,875	84,589	95,018
COLLECTED	2013	CITY ZIP	2020	KY	15	11	10	111,500	81,395	91,430
FLATTER	1999	A.P. INDY	2005	KY	11	10	7	102,143	74,564	83,757
FAST ANNA	2011	MEDAGLIA D'ORO	2017	KY	6	4	4	96,500	70,445	79,130
SKY MESA	2000	PULPIT	2005	KY	7	3	2	95,000	69,350	77,900
BLAME	2006	ARCH	2012	KY	14	12	7	89,429	65,283	73,331
MUNNINGS	2006	SPEIGHTSTOWN	2012	KY	39	32	26	87,615	63,959	71,845
UNION RAGS	2009	DIXIE UNION	2014	KY	10	8	8	86,875	63,419	71,238
BOLT D'ORO	2015	MEDAGLIA D'ORO	2020	KY	13	12	7	84,143	61,424	68,997
AUDIBLE	2015	INTO MISCHIEF	2021	KY	25	17	12	83,083	60,651	68,128
LIAM'S MAP	2011	UNBRIDLED'S SONG	2017	KY	29	22	18	82,806	60,448	67,901
MALIBU MOON	1997	A.P. INDY	2001	KY	8	7	6	82,500	60,225	67,650
MASTERY	2014	CANDY RIDE	2019	KY	26	24	19	76,526	55,864	62,752
KANTHAROS	2008	LION HEART	2012	KY	21	18	17	73,824	53,891	60,535
GOOD MAGIC	2015	CURLIN	2020	KY	35	29	24	71,458	52,165	58,596
VINO ROSSO	2015	CURLIN	2021	KY	32	28	17	68,176	49,769	55,905
MITOLE	2015	ESKENDEREYA	2021	KY	32	21	18	64,722	47,247	53,072
DISTORTED HUMOR	1993	FORTY NINER	2000	KY	11	8	8	64,500	47,085	52,890
CAIRO PRINCE	2011	PIONEEROF THE NILE	2016	KY	14	11	8	64,250	46,903	52,685
BERNARDINI	2003	A.P. INDY	2008	KY	22	16	14	58,893	42,992	48,292
MENDELSSOHN	2015	SCAT DADDY	2020	KY	30	22	20	55,165	40,270	45,235

[For a complete list of all North American Covering Sires click here.](#)

LEADING EUROPEAN COVERING SIRES

SIRE NAME	YOB	HIS SIRE	FFLS	ST	# CAT	# RING	# SOLD	US\$ AVG	£ AVG	€ AVG
BLUE POINT	2014	SHAMARDAL	2021	IRE	11	9	8	511,059	373,073	419,068
KINGMAN	2011	INVINCIBLE SPIRIT	2016	ENG	6	6	5	425,664	310,735	349,044
LOPE DE VEGA	2007	SHAMARDAL	2012	IRE	6	6	4	405,138	295,750	332,213
FRANKEL	2008	GALILEO	2014	ENG	5	3	2	400,520	292,380	328,426
SIYOUNI	2007	PIVOTAL	2012	FR	11	10	7	395,557	288,757	324,357
NO NAY NEVER	2011	SCAT DADDY	2016	IRE	12	11	9	395,074	288,404	323,961
INVINCIBLE SPIRIT	1997	GREEN DESERT	2004	IRE	2	2	2	253,380	184,967	207,772
CHURCHILL	2014	GALILEO	2019	IRE	13	11	10	229,320	167,403	188,042
SOLDIER'S CALL	2016	SHOWCASING	2021	IRE	3	3	2	200,260	146,190	164,213
WOOTTON BASSETT	2008	IFFRAAJ	2013	IRE	13	13	10	193,651	141,365	158,794
LE HAVRE	2006	NOVERRE	2011	FR	10	9	8	153,333	111,933	125,733
DARK ANGEL	2005	ACCLAMATION	2009	IRE	9	7	7	144,977	105,833	118,881
NIGHT OF THUNDER	2011	DUBAWI	2017	IRE	12	10	7	143,337	104,636	117,536
SEA THE STARS	2006	CAPE CROSS	2011	IRE	1	1	1	133,100	97,163	109,142
TEN SOVEREIGNS	2016	NO NAY NEVER	2021	IRE	23	20	16	126,481	92,331	103,715
MAGNA GRECIA	2016	INVINCIBLE SPIRIT	2021	IRE	10	7	6	119,551	87,272	98,032
MASTERCRAFTSMAN	2006	DANEHILL DANCER	2011	IRE	6	5	5	116,779	85,249	95,759
SHOWCASING	2007	OASIS DREAM	2012	ENG	7	6	5	116,022	84,696	95,138
ALMANZOR	2013	WOOTTON BASSETT	2019	FR	17	17	14	106,947	78,072	87,697
BEST SOLUTION	2014	KODIAC	2021	GER	4	3	2	102,850	75,081	84,337
CALYX	2016	KINGMAN	2021	IRE	14	13	13	99,260	72,459	81,393
ADVERTISE	2016	SHOWCASING	2021	ENG	15	15	10	95,729	69,882	78,498
CARAVAGGIO	2014	SCAT DADDY	2019	KY	2	2	2	93,620	68,343	76,768
FOOTSTEPSINTHESAND	2002	GIANT'S CAUSEWAY	2007	IRE	10	6	6	92,281	67,365	75,670
ADLERFLUG	2004	IN THE WINGS	2011	GER	4	4	3	90,750	66,248	74,415
NATIONAL DEFENSE	2014	INVINCIBLE SPIRIT	2019	IRE	2	1	1	90,440	66,021	74,161
KODIAC	2001	DANEHILL	2008	IRE	4	4	3	89,148	65,078	73,101
EXPERT EYE	2015	ACCLAMATION	2020	ENG	12	9	8	88,664	64,724	72,704
EXCEED AND EXCEL	2000	DANEHILL	2006	AUS	10	9	8	86,442	63,102	70,882
BATED BREATH	2007	DANSILI	2014	ENG	16	12	8	85,582	62,475	70,177
CAMELOT	2009	MONTJEU	2015	IRE	7	6	5	83,980	61,305	68,864
SEA THE MOON	2011	SEA THE STARS	2016	ENG	15	13	12	73,739	53,829	60,466
ZOUSTAR	2010	NORTHERN METEOR	2020	AUS	16	12	10	72,555	52,965	59,495
STUDY OF MAN	2015	DEEP IMPACT	2021	ENG	6	5	4	72,374	52,833	59,346
GOLDEN HORN	2012	CAPE CROSS	2017	ENG	12	13	11	69,845	50,987	57,273
SIOUX NATION	2015	SCAT DADDY	2020	IRE	5	5	5	66,660	48,662	54,661
TOO DARN HOT	2016	DUBAWI	2021	ENG	8	8	5	64,876	47,359	53,198
ATTENDU	2013	ACCLAMATION	2019	FR	4	4	3	63,323	46,226	51,925
SAXON WARRIOR	2015	DEEP IMPACT	2020	IRE	7	6	6	61,603	44,970	50,514
ZARAK	2013	DUBAWI	2019	FR	7	7	6	61,246	44,709	50,222
STARSPANGLED BANNER	2006	CHOISIR	2012	IRE	7	6	6	58,821	42,939	48,233
MASAR	2015	NEW APPROACH	2021	ENG	9	8	7	55,196	40,293	45,260
NATHANIEL	2008	GALILEO	2014	ENG	16	12	12	53,928	39,368	44,221
WALDGEIST	2014	GALILEO	2021	IRE	16	15	11	50,719	37,025	41,590
SHALAA	2013	INVINCIBLE SPIRIT	2018	FR	6	6	4	48,400	35,332	39,688

For a complete list of all European Covering Sires [click here.](#)

**AUSTRALIAN YEARLING SALES- SIRE AVERAGES
@ MAGIC MILLIONS**

LEADING AUSTRALIAN SIRES OF YEARLINGS, MAGIC MILLIONS

SIRE NAME	YOB	HIS SIRE	FFLS	ST	# CAT	# RING	# SOLD	AU\$ AVG	US\$ AVG	£ AVG	€ AVG
KINGMAN	2011	INVINCIBLE SPIRIT	2016	ENG	2	2	2	1,112,500	867,750	634,125	712,000
NOT A SINGLE DOUBT	2001	REDOUTE'S CHOICE	2006	RETIRED	17	17	17	597,647	466,165	340,659	382,494
I AM INVINCIBLE	2004	INVINCIBLE SPIRIT	2011	NSW	55	44	43	549,767	428,819	313,367	351,851
ALMANZOR	2013	WOOTTON BASSETT	2019	NZ	4	4	3	506,667	395,200	288,800	324,267
REDOUTE'S CHOICE	1996	DANEHILL	2001	DEAD	10	10	9	462,222	360,533	263,467	295,822
SNITZEL	2002	REDOUTE'S CHOICE	2007	NSW	58	52	45	453,556	353,773	258,527	290,276
FASTNET ROCK	2001	DANEHILL	2006	NSW	18	17	17	400,882	312,688	228,503	256,565
WRITTEN TYCOON	2002	IGLESIA	2008	NSW	45	40	33	332,727	259,527	189,655	212,945
LORD KANALOA	2008	KING KAMEHAMEHA	2015	JPN	2	2	2	327,500	255,450	186,675	209,600
IFFRAAJ	2001	ZAFONIC	2009	ENG	2	2	1	310,000	241,800	176,700	198,400
LOPE DE VEGA	2007	SHAMARDAL	2012	IRE	1	1	1	300,000	234,000	171,000	192,000
ZOUSTAR	2010	NORTHERN METEOR	2015	NSW	60	55	49	282,347	220,231	160,938	180,702
MORE THAN READY	1997	SOUTHERN HALO	2002	KY	8	6	6	262,500	204,750	149,625	168,000
PIERRO	2009	LONHRO	2014	NSW	43	36	33	255,758	199,491	145,782	163,685
SIYOUNI	2007	PIVOTAL	2012	FR	3	3	3	236,667	184,600	134,900	151,467
SAVABEEL	2001	ZABEEL	2006	NZ	13	11	11	235,909	184,009	134,468	150,982
EXCEED AND EXCEL	2000	DANEHILL	2005	NSW	20	18	14	227,143	177,171	129,471	145,371
CAPITALIST	2013	WRITTEN TYCOON	2018	NSW	48	47	42	217,857	169,929	124,179	139,429
AMERICAN PHAROAH	2012	PIONEEROF THE NILE	2018	KY	24	21	18	213,611	166,617	121,758	136,711
FRANKEL	2008	GALILEO	2014	ENG	5	5	4	207,500	162,016	118,275	132,800
SHALAA	2013	INVINCIBLE SPIRIT	2018	NSW	30	28	27	206,148	161,850	117,504	131,935
MERCHANT NAVY	2014	FASTNET ROCK	2019	NSW	25	22	21	200,952	160,796	114,543	128,610
DEEP FIELD	2010	NORTHERN METEOR	2016	NSW	54	49	42	200,833	156,743	114,475	128,533
SEBRING	2005	MORE THAN READY	2010	DEAD	38	33	27	199,259	156,650	113,578	127,526
TIVACI	2012	HIGH CHAPARRAL	2018	NZ	3	3	3	190,000	155,422	108,300	121,600
EXTREME CHOICE	2013	NOT A SINGLE DOUBT	2018	NSW	10	9	8	189,375	148,200	107,944	121,200
INVADER	2014	SNITZEL	2019	NSW	15	13	11	186,818	147,713	106,486	119,564
OVERSHARE	2014	I AM INVINCIBLE	2019	VIC	1	1	1	180,000	145,718	102,600	115,200
TAVISTOCK	2005	MONTJEU	2011	DEAD	2	1	1	180,000	140,400	102,600	115,200
RELIABLE MAN	2008	DALAKHANI	2014	FR	3	3	1	175,000	140,400	99,750	112,000
SPIRIT OF BOOM	2007	SEQUALO	2015	QLD	47	41	35	172,429	136,500	98,284	110,354
FROSTED	2012	TAPIT	2018	VIC	3	3	3	170,000	134,494	96,900	108,800
SCISSOR KICK	2011	REDOUTE'S CHOICE	2017	FR	2	2	2	168,750	132,600	96,188	108,000
HELLBENT	2012	I AM INVINCIBLE	2019	NSW	39	38	35	168,143	131,625	95,841	107,611
SO YOU THINK	2006	HIGH CHAPARRAL	2013	NSW	35	33	28	167,679	131,151	95,577	107,314
LONHRO	1998	OCTAGONAL	2005	NSW	14	14	10	166,500	130,789	94,905	106,560
SPILL THE BEANS	2012	SNITZEL	2017	DEAD	1	1	1	160,000	129,870	91,200	102,400
OCEAN PARK	2008	THORN PARK	2014	NZ	3	3	2	152,500	124,800	86,925	97,600
RUSSIAN REVOLUTION	2013	SNITZEL	2019	NSW	35	31	28	152,339	118,950	86,833	97,497
FREE EAGLE	2011	HIGH CHAPARRAL	2017	IRE	1	1	1	150,000	118,825	85,500	96,000
MEDAGLIA D'ORO	1999	EL PRADO	2011	KY	1	1	1	150,000	117,000	85,500	96,000
MAURICE	2011	SCREEN HERO	2018	JPN	9	9	8	149,375	117,000	85,144	95,600
DUNDEEL	2009	HIGH CHAPARRAL	2015	NSW	13	9	8	148,750	116,513	84,788	95,200
INTO MISCHIEF	2005	HARLAN'S HOLIDAY	2010	KY	2	2	2	145,000	116,025	82,650	92,800
BRAZEN BEAU	2011	I AM INVINCIBLE	2016	VIC	7	7	7	140,000	113,100	79,800	89,600
TORONADO	2010	HIGH CHAPARRAL	2016	VIC	4	4	3	138,333	109,200	78,850	88,533
ADELAIDE	2011	GALILEO	2016	NSW	2	1	1	130,000	107,900	74,100	83,200

ALPHABETICAL AUSTRALIAN SIRES OF YEARLINGS, MAGIC MILLIONS

SIRE NAME	YOB	HIS SIRE	FFLS	ST	# CAT	# RING	# SOLD	AU\$ AVG	US\$ AVG	£ AVG	€ AVG
ADELAIDE	2011	GALILEO	2016	NSW	2	1	1	130,000	101,400	74,100	83,200
ALL TOO HARD	2009	CASINO PRINCE	2014	NSW	15	15	15	87,333	68,120	49,780	55,893
ALMANZOR	2013	WOOTTON BASSETT	2019	NZ	4	4	3	506,667	395,200	288,800	324,267
AMERICAN PHAROAH	2012	PIONEEROF THE NILE	2018	KY	24	21	18	213,611	166,617	121,758	136,711
ARTIE SCHILLER	2001	EL PRADO	2008	VIC	1	1	1	30,000	23,400	17,100	19,200
ASTERN	2013	MEDAGLIA D'ORO	2018	NSW	10	9	9	53,667	41,860	30,590	34,347
AWESOME ROCK	2011	FASTNET ROCK	2018	WA	2	2	1	57,500	44,850	32,775	36,800
BEL ESPRIT	1999	ROYAL ACADEMY	2004	VIC	1	1	1	25,000	19,500	14,250	16,000
BETTER THAN READY	2009	MORE THAN READY	2016	QLD	16	14	13	84,231	65,700	48,012	53,908
BRAZEN BEAU	2011	I AM INVINCIBLE	2016	VIC	7	7	7	140,000	109,200	79,800	89,600
BULL POINT	2010	FASTNET ROCK	2017	NSW	2	2	1	100,000	78,000	57,000	64,000
CABLE BAY	2011	INVINCIBLE SPIRIT	2018	VIC	1	1	1	80,000	62,400	45,600	51,200
CAPITALIST	2013	WRITTEN TYCOON	2018	NSW	48	47	42	217,857	169,929	124,179	139,429
CARAVAGGIO	2014	SCAT DADDY	2019	IRE	18	16	16	93,750	73,125	53,438	60,000
CHARGE FORWARD	2001	RED RANSOM	2006	NSW	3	3	2	23,000	17,940	13,110	14,720
CHARM SPIRIT	2011	INVINCIBLE SPIRIT	2016	NZ	1	1	1	120,000	93,600	68,400	76,800
CHOISIR	1999	DANEHILL DANCER	2004	RETIRED	10	6	4	44,000	34,320	25,080	28,160
CHURCHILL	2014	GALILEO	2019	NSW	10	10	9	129,167	100,750	73,625	82,667
DEEP FIELD	2010	NORTHERN METEOR	2016	NSW	54	49	42	200,833	156,650	114,475	128,533
DISSIDENT	2010	SEBRING	2016	NSW	7	7	5	46,900	36,582	26,733	30,016
DIVINE PROPHET	2013	CHOISIR	2018	NSW	12	10	9	83,944	65,477	47,848	53,724
DREAM AHEAD	2008	DIKTAT	2013	FR	2	2	1	25,000	19,500	14,250	16,000
DUNDEEL	2009	HIGH CHAPARRAL	2015	NSW	13	9	8	148,750	116,025	84,788	95,200
EPAULETTE	2009	COMMANDS	2015	NSW	12	12	10	83,250	64,935	47,453	53,280
EUROZONE	2010	NORTHERN METEOR	2015	ACT	1	1	1	2,000	1,560	1,140	1,280
EXCEED AND EXCEL	2000	DANEHILL	2005	NSW	20	18	14	227,143	177,171	129,471	145,371
EXOSPHERE	2012	LONHRO	2017	NSW	5	4	2	12,500	9,750	7,125	8,000
EXTREME CHOICE	2013	NOT A SINGLE DOUBT	2018	NSW	10	9	8	189,375	147,713	107,944	121,200
FASTNET ROCK	2001	DANEHILL	2006	NSW	18	17	17	400,882	312,688	228,503	256,565
FIGHTING SUN	2011	NORTHERN METEOR	2015	DEAD	1	1	1	45,000	35,100	25,650	28,800
FLYING ARTIE	2013	ARTIE SCHILLER	2018	NSW	16	15	11	99,545	77,645	56,741	63,709
FOXWEDGE	2008	FASTNET ROCK	2013	VIC	1	1	1	30,000	23,400	17,100	19,200
FRANKEL	2008	GALILEO	2014	ENG	5	5	4	207,500	161,850	118,275	132,800
FREE EAGLE	2011	HIGH CHAPARRAL	2017	IRE	1	1	1	150,000	117,000	85,500	96,000
FROSTED	2012	TAPIT	2018	VIC	3	3	3	170,000	132,600	96,900	108,800
HEADWATER	2012	EXCEED AND EXCEL	2017	NSW	10	9	7	117,857	91,929	67,179	75,429
HELLBENT	2012	I AM INVINCIBLE	2019	NSW	39	38	35	168,143	131,151	95,841	107,611
HEROIC VALOUR	2013	FASTNET ROCK	2019	QLD	5	5	5	106,000	82,680	60,420	67,840
HIGHLAND REEL	2012	GALILEO	2019	IRE	4	3	2	115,000	89,700	65,550	73,600
HOLLER	2012	COMMANDS	2018	VIC	1	1	1	60,000	46,800	34,200	38,400
I AM INVINCIBLE	2004	INVINCIBLE SPIRIT	2011	NSW	55	44	43	549,767	428,819	313,367	351,851
IFFRAAJ	2001	ZAFONIC	2009	ENG	2	2	1	310,000	241,800	176,700	198,400
IMPENDING	2013	LONHRO	2019	VIC	7	7	5	127,000	99,060	72,390	81,280
INTO MISCHIEF	2005	HARLAN'S HOLIDAY	2010	KY	2	2	2	145,000	113,100	82,650	92,800
INVADER	2014	SNITZEL	2019	NSW	15	13	11	186,818	145,718	106,486	119,564
JUKEBOX	2014	SNITZEL	2019	NSW	3	3	3	45,000	35,100	25,650	28,800
KERMADEC	2011	TEOFILO	2017	NSW	1	1	1	130,000	101,400	74,100	83,200
KINGMAN	2011	INVINCIBLE SPIRIT	2016	ENG	2	2	2	1,112,500	867,750	634,125	712,000
LONHRO	1998	OCTAGONAL	2005	NSW	14	14	10	166,500	129,870	94,905	106,560
LOPE DE VEGA	2007	SHAMARDAL	2012	IRE	1	1	1	300,000	234,000	171,000	192,000
LORD KANALOA	2008	KING KAMEHAMEHA	2015	JPN	2	2	2	327,500	255,450	186,675	209,600
MANHATTAN RAIN	2006	ENCOSTA DE LAGO	2011	VIC	1	1	1	10,000	7,800	5,700	6,400
MAURICE	2011	SCREEN HERO	2018	JPN	9	9	8	149,375	116,513	85,144	95,600
MEDAGLIA D'ORO	1999	EL PRADO	2011	KY	1	1	1	150,000	117,000	85,500	96,000
MENARI	2014	SNITZEL	2019	NSW	7	7	6	115,167	89,830	65,645	73,707
MERCHANT NAVY	2014	FASTNET ROCK	2019	NSW	25	22	21	200,952	156,743	114,543	128,610
MIKKI ISLE	2011	DEEP IMPACT	2018	JPN	4	3	3	75,667	59,020	43,130	48,427
MORE THAN READY	1997	SOUTHERN HALO	2002	KY	8	6	6	262,500	204,750	149,625	168,000
NICCONI	2005	BIANCONI	2011	NSW	15	13	11	124,545	97,145	70,991	79,709
NO NAY NEVER	2011	SCAT DADDY	2016	NSW	7	5	5	129,000	100,620	73,530	82,560

SIRE NAME	YOB	HIS SIRE	FFLS	ST	# CAT	# RING	# SOLD	AU\$ AVG	US\$ AVG	£ AVG	€ AVG
NOT A SINGLE DOUBT	2001	REDOUTE'S CHOICE	2006	RETIRED	17	17	17	597,647	466,165	340,659	382,494
OCEAN PARK	2008	THORN PARK	2014	NZ	3	3	2	152,500	118,950	86,925	97,600
OLYMPIC GLORY	2010	CHOISIR	2016	FR	1	1	1	42,500	33,150	24,225	27,200
OUTREACH	2012	EXCEED AND EXCEL	2017	NSW	1	1	1	7,000	5,460	3,990	4,480
OVERSHARE	2014	I AM INVINCIBLE	2019	VIC	1	1	1	180,000	140,400	102,600	115,200
PARIAH	2014	REDOUTE'S CHOICE	2019	NSW	28	24	22	112,136	87,466	63,918	71,767
PIERRO	2009	LONHRO	2014	NSW	43	36	33	255,758	199,491	145,782	163,685
POWER	2009	OASIS DREAM	2014	QLD	3	1	1	85,000	66,300	48,450	54,400
PRESS STATEMENT	2012	HINCHINBROOK	2017	NSW	4	3	1	15,000	11,700	8,550	9,600
PRIDE OF DUBAI	2012	STREET CRY	2017	NSW	21	21	18	105,444	82,247	60,103	67,484
RAGEESE	2012	STREET CRY	2018	NZ	3	3	2	35,000	27,300	19,950	22,400
REAL IMPACT	2008	DEEP IMPACT	2017	JPN	6	6	6	65,000	50,700	37,050	41,600
REDOUTE'S CHOICE	1996	DANEHILL	2001	DEAD	10	10	9	462,222	360,533	263,467	295,822
RELIABLE MAN	2008	DALAKHANI	2014	FR	3	3	1	175,000	136,500	99,750	112,000
REWARD FOR EFFORT	2006	EXCEED AND EXCEL	2012	VIC	1	1	1	40,000	31,200	22,800	25,600
RIBCHESTER	2013	IFFRAAJ	2019	NZ	3	3	3	83,333	65,000	47,500	53,333
RICH ENUFF	2011	WRITTEN TYCOON	2017	VIC	2	2	2	78,750	61,425	44,888	50,400
RUBICK	2011	ENCOSTA DE LAGO	2016	NSW	23	21	16	74,344	57,988	42,376	47,580
RUSSIAN REVOLUTION	2013	SNITZEL	2019	NSW	35	31	28	152,339	118,825	86,833	97,497
SAVABEEL	2001	ZABEEL	2006	NZ	13	11	11	235,909	184,009	134,468	150,982
SCISSOR KICK	2011	REDOUTE'S CHOICE	2017	FR	2	2	2	168,750	131,625	96,188	108,000
SEBRING	2005	MORE THAN READY	2010	DEAD	38	33	27	199,259	155,422	113,578	127,526
SHALAA	2013	INVINCIBLE SPIRIT	2018	NSW	30	28	27	206,148	160,796	117,504	131,935
SHEER TALENT	2009	REDOUTE'S CHOICE	2016	NSW	1	1	1	14,000	10,920	7,980	8,960
SHOOTING TO WIN	2011	NORTHERN METEOR	2016	NSW	6	6	5	23,600	18,408	13,452	15,104
SIYOUNI	2007	PIVOTAL	2012	FR	3	3	3	236,667	184,600	134,900	151,467
SIZZLING	2009	SNITZEL	2015	NSW	1	1	1	70,000	54,600	39,900	44,800
SMART MISSILE	2008	FASTNET ROCK	2013	NSW	14	13	12	63,125	49,238	35,981	40,400
SNITZEL	2002	REDOUTE'S CHOICE	2007	NSW	58	52	45	453,556	353,773	258,527	290,276
SO YOU THINK	2006	HIGH CHAPARRAL	2013	NSW	35	33	28	167,679	130,789	95,577	107,314
SOOBOOG	2012	SNITZEL	2018	NSW	12	11	10	77,150	60,177	43,976	49,376
SPIETH	2012	THORN PARK	2019	NSW	11	9	7	41,000	31,980	23,370	26,240
SPILL THE BEANS	2012	SNITZEL	2017	DEAD	1	1	1	160,000	124,800	91,200	102,400
SPIRIT OF BOOM	2007	SEQUALO	2015	QLD	47	41	35	172,429	134,494	98,284	110,354
STAR TURN	2013	STAR WITNESS	2018	NSW	11	10	7	110,714	86,357	63,107	70,857
STAR WITNESS	2007	STARCRAFT	2012	NSW	10	10	10	111,150	86,697	63,356	71,136
STARCRAFT	2000	SOVIET STAR	2007	VIC	2	2	2	15,500	12,090	8,835	9,920
STARSPANGLED BANNER	2006	CHOISIR	2012	VIC	3	3	2	47,500	37,050	27,075	30,400
STREET BOSS	2004	STREET CRY	2010	KY	2	1	1	105,000	81,900	59,850	67,200
SUPER ONE	2012	I AM INVINCIBLE	2017	NSW	4	4	3	45,000	35,100	25,650	28,800
SUPIDO	2011	SEBRING	2019	NSW	7	7	6	86,000	67,080	49,020	55,040
TARZINO	2012	TAVISTOCK	2018	NZ	1	1	1	22,500	17,550	12,825	14,400
TAVISTOCK	2005	MONTJEU	2011	DEAD	2	1	1	180,000	140,400	102,600	115,200
TERRITORIES	2012	INVINCIBLE SPIRIT	2018	NSW	3	1	1	30,000	23,400	17,100	19,200
THE MISSION	2014	CHOISIR	2019	QLD	3	2	2	77,500	60,450	44,175	49,600
TIVACI	2012	HIGH CHAPARRAL	2018	NZ	3	3	3	190,000	148,200	108,300	121,600
TORONADO	2010	HIGH CHAPARRAL	2016	VIC	4	4	3	138,333	107,900	78,850	88,533
TOSEN STARDOM	2011	DEEP IMPACT	2019	VIC	2	2	2	97,000	75,660	55,290	62,080
VANCOUVER	2012	MEDAGLIA D'ORO	2017	NSW	11	9	8	81,875	63,863	46,669	52,400
WANDJINA	2011	SNITZEL	2016	NSW	2	2	1	40,000	31,200	22,800	25,600
WAR DECREE	2014	WAR FRONT	2019	NZ	1	1	1	65,000	50,700	37,050	41,600
WINNING RUPERT	2013	WRITTEN TYCOON	2018	NSW	18	17	17	62,500	48,750	35,625	40,000
WRITTEN TYCOON	2002	IGLESIA	2008	NSW	45	40	33	332,727	259,527	189,655	212,945
XTRAVAGANT	2012	PENTIRE	2018	NSW	6	5	5	78,000	60,840	44,460	49,920
YOUR SONG	2009	FASTNET ROCK	2014	NSW	2	1	1	130,000	101,400	74,100	83,200
ZOUSTAR	2010	NORTHERN METEOR	2015	NSW	60	55	49	282,347	220,231	160,938	180,702

[Click here for an electronic list of all Magic Millions Yearling Averages.](#)