

# Thoroughbred Market Report



FEBRUARY 2024

Editor – Bill Oppenheim, [bopp@billoppenheim.com](mailto:bopp@billoppenheim.com)  
Managing Editor – Emily J Plant PhD, [emily@billoppenheim.com](mailto:emily@billoppenheim.com)  
Worldwide Sales Ticker – Brianne Stanley,  
[bristanley1@gmail.com](mailto:bristanley1@gmail.com)

Copyright 2024: The Bill Oppenheim Group

For subscription information go to [www.billoppenheim.com](http://www.billoppenheim.com)  
or contact [info@billoppenheim.com](mailto:info@billoppenheim.com)

---

# Thoroughbred Market Report

FEBRUARY 2024



*Into Mischief, leading sire of weanlings/short yearlings & covered mares in 2023/24*

## TABLE OF CONTENTS

	PAGE
<b>Section 1: NA/EU MIXED SALE RESULTS</b>	01
<b>Section 2: ANZ YEARLING SALES</b>	06
<b>Section 3: WORLDWIDE SALES TICKER</b>	08

## IN THIS ISSUE

- In this issue we have sire averages and sales sector summaries for the 2023/24 North American and European Mixed Sales and the three 2024 Australasian yearling sales to date. The NA/EU mixed sales were down 8% in gross from the 2022/23 sales. The three ANZ yearling sales to date have grossed A\$386,801,500; last year the three sales grossed a\$386,820,000 – a difference of \$18,500, or one two-hundredth of one percent. In 2022 they grossed A\$390,000,000.
- Leading sires by average (2+ Sold): North American Weanlings/Short Yearlings: (1) Into Mischief 5/\$597,0332; (2) Curlin 3/\$508,333; (3) Gun Runner 8/\$385,000; (4) Uncle Mo 10/\$326,500; (5) Justify 15/\$303,333.
- North American In-Foal Mares: (1) Into Mischief 9/\$1,252,777; (2) Flightline 12/\$1,183,333; (3) Curlin 7/\$839,285; (4) Gun Runner 4/\$825,000.
- European Weanlings/Short Yearlings: (1) Frankel 2/\$312,232; (2) Kingman 11/\$294,135; (3) Wootton Bassett 7/\$258,439; (4) St Mark's Basilica 11/\$187,505.
- European In-Foal Mares: (1) Frankel 7/\$2,945,923; (2) Sea The Stars 7/\$1,138,610; (3) No Nay Never 8/\$609,774; (4) St Mark's Basilica 9/\$602,196; (5) Kingman 8/\$588,684.
- Australasian Yearlings: (1) Frankel 4/A\$825,000 with 14 more catalogued at Easter; (2) I Am Invincible 35/\$598,000; (3) Extreme Choice 20/\$535,500; (4) Snitzel 40/\$492,000; (5) Kingman 3/\$486,667; (6) Zoustar 40/\$439,250; (7) Exceed And Excel 10/\$416,000; (8) Wootton Bassett 47/\$388,298.

To subscribe to the Thoroughbred Market Report please visit  
<https://billoppenheim.com/abouttmr.php> or email [emily@billoppenheim.com](mailto:emily@billoppenheim.com)

## SECTION 1: SALES SECTOR SUMMARIES- NA/EU MIXED SALES, AUSTRALASIAN YEARLING SALES

The North American and European Mixed Sale season concluded with about a \$7.5-million drop (-8%) from corresponding 2024 January and February sales, which coincided with the 8% drop at the 2023 October-December Mixed Sales. For the overall Oct 2023 -Feb 2024 mixed sale season (that's coverings of 2022 for weanlings/short yearlings and coverings of 2023 for in-foal mares) total revenues were \$676-million, down from \$735-million in the corresponding late 2022/early 2023 mixed sales. In North America, Keeneland January was down \$7-million, though more in numbers than in average, while Fasig February was up \$7.5-million, though without the \$7.1-million Lothenbach Dispersal it would have been just about level with last year.

During the mixed sale season just concluded, 5-time Champion Sire **Into Mischief** was the leading sire by weanling/short yearling average (we'll just abbreviate that as 'weanling' hereafter) with six sold for an average of \$597,032. **Curlin** only had three sell which averaged \$508,333. **Gun Runner** had eight sell for a \$385,000 average, with the top five rounded out by **Uncle Mo** (10/\$326,500) and **Justify** (15/\$303,333). This was **Not This Time's** first crop after he had his first runners, and 21 weanlings averaged \$204,047 off a \$45,000 stud fee. **Munnings** had 18 average \$186,388. Four first-crop F2023 sires averaged over \$100,000: **Essential Quality** (8/\$213,375), **Charlatan** (23/\$186,195), **Maxfield** (16, of 17 offered/\$148,312), and 'Market Darling' **Yaupon** (47/\$127,702) – they loved 'em.

Four North American sires had in-foal mare averages over \$800,000: **Into Mischief** (9/averaged \$1,252,777), first-crop sire sensation **Flightline** (12/\$1,183,333), **Curlin** (7/\$839,285), and **Gun Runner** (4/\$825,000). All four stood for \$200,000+. The number two first-crop covering sire, **Life Is Good** had 13 in-foal mares average \$464,230; the next three were **Not This Time** (13/\$447,692), **Good Magic** (20/\$437,350), and **Justify** (22, \$395,689).

Among European sires, **Frankel** had just two weanlings sell which averaged \$312,232. Banstead Manor barn-mate **Kingman** had 11 average \$294,135, and **Wootton Bassett** had seven average \$258,439. **St. Mark's Basilica** was the leading first-crop F2023 sire with 11 averaging \$187,505;

**Palace Pier** was second among first-crop sires with eight averaging \$128,138. Seven mares in foal to **Frankel** averaged a whopping \$2,945,923 and seven in foal to **Sea The Stars** averaged \$1,138,610, including the record-tying €6-million half-sisters from the Niarchos Reduction, **Alpine Star**, in foal to **Frankel**, and **Alpha Centauri**, in foal to **Sea The Stars**. Eight mares in foal to **No Nay Never** averaged \$609,774; nine in foal to **St Mark's Basilica** \$602,196; eight in foal to **Kingman** \$588,684; and 15 in foal to **Wootton Bassett** \$588,684. **Baaeed** was of course the top first-crop European F2024 covering sire with 11 mares in foal averaging \$198,886.

Four yearlings by **Frankel** have averaged A\$825,000 so far this Australasian yearling sale season to make him the leading ANZ sire by 2024 yearling average. They must have bred quite a few mares to him **Southern Time** in 2021 as there are 14 more yearlings by him catalogued to the Inglis Sydney Easter Sale. **I Am Invincible**, cruising toward his third consecutive Australian sire championship, leads ANZ-based sires (35/A\$598,000) ahead of wunderkind **Extreme Choice** (20/\$535,500), four-time Leading Sire **Snitzel** (40/\$492,000), **Zoustar** (40/\$439,250), **Exceed And Excel** (10/\$416,000), and **Wootton Bassett** (47, of 51 offered/\$388,298). Other leading first-crop F2022 ANZ sires with 10+ sold are **Farnan** (48/\$235,729), **Ole Kirk** (46/\$158,424), New Zealand's **Hello Youmzain** (44/\$154,414), and **Bivouac** (46/\$135,217). **I Am Invincible** (44) is the leading sire by number catalogued at the Easter Sale, followed by **Snitzel** (40), **Zoustar** (36), **Written Tycoon** (31 at Easter, 47/\$273,830 so far), and **Wootton Bassett** (27). At the three major Australasian sales so far (**Magic Millions**, **NZ Karaka**, **Inglis Classic**) 2,467 yearlings have grossed A\$386,801,500, averaging \$156,790. Last year 2,400 yearlings sold in the three sales for \$386,820,000 for an average of \$161,175. The 2024 gross is \$18,500 less than the 2023 gross at this stage. You can't get much closer to dead even than that.

## NORTH AMERICAN WEANLING/SHORT YRLG SALES RESULTS TOP 50 SIRES BY AVERAGE, 2+ SOLD

Thru February 18, 2024

SIRE NAME	YOB	HIS SIRE	FFLS	ST	2022 FEE	2024 FEE	# RING	# SOLD	US\$ AVG	US\$ MED
INTO MISCHIEF	2005	HARLAN'S HOLIDAY	2010	KY	250,000	250,000	7	6	597,032	550,000
CURLIN	2004	SMART STRIKE	2010	KY	175,000	250,000	3	3	508,333	550,000
GUN RUNNER	2013	CANDY RIDE	2019	KY	125,000	250,000	10	8	385,000	362,500
UNCLE MO	2008	INDIAN CHARLIE	2013	KY	160,000	150,000	10	10	326,500	275,000
JUSTIFY	2015	SCAT DADDY	2020	KY	100,000	200,000	18	15	303,333	290,000
TAPIT	2001	PULPIT	2006	KY	185,000	185,000	2	2	270,000	270,000
CONSTITUTION	2011	TAPIT	2017	KY	85,000	110,000	6	5	269,000	275,000
QUALITY ROAD	2006	ELUSIVE QUALITY	2012	KY	150,000	200,000	7	7	236,428	260,000
ESSENTIAL QUALITY	2018	TAPIT	2023	KY	75,000	65,000	11	8	213,375	245,000
NOT THIS TIME	2014	GIANT'S CAUSEWAY	2018	KY	45,000	150,000	24	21	204,047	200,000
MUNNINGS	2006	SPEIGHTSTOWN	2012	KY	85,000	75,000	21	18	186,388	152,500
CHARLATAN	2017	SPEIGHTSTOWN	2023	KY	50,000	50,000	28	23	186,195	175,000
STREET SENSE	2004	STREET CRY	2009	KY	75,000	60,000	4	3	170,000	60,000
MEDAGLIA D'ORO	1999	EL PRADO	2006	KY	100,000	75,000	7	5	154,000	160,000
MAXFIELD	2017	STREET SENSE	2023	KY	40,000	35,000	17	16	148,312	115,000
GOOD MAGIC	2015	CURLIN	2020	KY	30,000	125,000	29	26	139,115	150,000
NYQUIST	2013	UNCLE MO	2018	KY	55,000	85,000	12	12	129,833	102,500
YAUPON	2017	UNCLE MO	2023	KY	30,000	25,000	52	47	127,702	105,000
SPEIGHTSTOWN	1998	GONE WEST	2006	DEAD	90,000	-	5	3	121,333	70,000
MACLEAN'S MUSIC	2008	DISTORTED HUMOR	2014	KY	50,000	40,000	30	22	121,227	102,500
CANDY RIDE	1999	RIDE THE RAILS	2006	KY	75,000	75,000	9	8	120,625	90,000
BOLT D'ORO	2015	MEDAGLIA D'ORO	2020	KY	20,000	60,000	26	18	111,055	93,500
MORE THAN READY	1997	SOUTHERN HALO	2002	DEAD	50,000	-	16	12	110,666	60,000
AMERICAN PHAROAH	2012	PIONEEROF THE NILE	2017	KY	80,000	50,000	10	7	105,840	85,000
CITY OF LIGHT	2014	QUALITY ROAD	2020	KY	60,000	35,000	10	9	101,333	100,000
AUTHENTIC	2017	INTO MISCHIEF	2022	KY	70,000	50,000	20	13	100,615	100,000
GHOSTZAPPER	2000	AWESOME AGAIN	2007	KY	75,000	75,000	6	6	97,666	73,500
PRACTICAL JOKE	2014	INTO MISCHIEF	2019	KY	35,000	45,000	35	29	91,258	80,000
TWIRLING CANDY	2007	CANDY RIDE	2013	KY	60,000	60,000	18	15	89,890	80,000
LIAM'S MAP	2011	UNBRIDLED'S SONG	2017	KY	40,000	40,000	14	13	88,898	80,000
VIOLENCE	2010	MEDAGLIA D'ORO	2015	KY	25,000	40,000	18	16	76,853	73,500
OMAHA BEACH	2016	WAR FRONT	2021	KY	30,000	40,000	41	31	74,467	60,000
MCKINZIE	2015	STREET SENSE	2022	KY	30,000	30,000	41	34	67,911	60,000
GIRVIN	2014	TALE OF EKATI	2020	KY	6,000	30,000	12	9	63,222	60,000
HARD SPUN	2004	DANZIG	2009	KY	35,000	35,000	11	9	63,055	60,000
UPSTART	2012	FLATTER	2018	KY	10,000	30,000	21	16	59,937	45,000
KNICKS GO	2016	PAYNTER	2023	KY	30,000	15,000	36	28	57,428	42,000
VEKOMA	2017	CANDY RIDE	2022	KY	17,500	15,000	30	22	56,318	50,000
VINO ROSSO	2015	CURLIN	2021	KY	20,000	20,000	25	22	53,500	42,500
ARMY MULE	2014	FRIESAN FIRE	2020	KY	7,500	25,000	25	18	53,166	47,500
OSCAR PERFORMANCE	2014	KITTEN'S JOY	2020	KY	15,000	25,000	3	2	52,000	52,000
MITOLE	2015	ESKENDEREYA	2021	KY	15,000	15,000	48	32	46,146	35,000
TIZ THE LAW	2017	CONSTITUTION	2022	KY	35,000	20,000	41	32	45,224	29,500
BLAME	2006	ARCH	2012	KY	20,000	25,000	13	10	42,900	35,000
KARAKONTIE	2011	BERNSTEIN	2017	KY	10,000	15,000	3	2	40,994	40,994
VOLATILE	2016	VIOLENCE	2022	KY	15,000	15,000	27	17	39,411	40,000
LEXITONIAN	2016	SPEIGHTSTOWN	2023	KY	10,000	7,500	24	21	35,619	25,000
GAME WINNER	2016	CANDY RIDE	2022	KY	30,000	20,000	17	14	35,357	14,000
KANTHAROS	2008	LION HEART	2012	KY	20,000	15,000	10	6	34,166	27,500
INDEPENDENCE HALL	2017	CONSTITUTION	2023	KY	10,000	10,000	58	46	31,721	25,000

[For a complete roster of all 252 North American sires with weanlings/short yearlings sold in 23/24, please click here](#)

## NORTH AMERICAN COVERING SIRE SALES RESULTS TOP 50 SIRES BY AVERAGE, 2+ SOLD

Thru February 18, 2024

SIRE NAME	YOB	HIS SIRE	FFLS	ST	2023 FEE	2024 FEE	# RING	# SOLD	US\$ AVG	US\$ MED
INTO MISCHIEF	2005	HARLAN'S HOLIDAY	2010	KY	250,000	250,000	11	9	1,252,777	650,000
FLIGHTLINE	2018	TAPIT	2024	KY	200,000	150,000	17	12	1,183,333	937,500
CURLIN	2004	SMART STRIKE	2010	KY	225,000	250,000	7	7	839,285	600,000
GUN RUNNER	2013	CANDY RIDE	2019	KY	PVT	250,000	7	4	825,000	600,000
LIFE IS GOOD	2018	INTO MISCHIEF	2024	KY	100,000	85,000	16	13	464,230	425,000
NOT THIS TIME	2014	GIANT'S CAUSEWAY	2018	KY	135,000	150,000	19	13	447,692	425,000
GOOD MAGIC	2015	CURLIN	2020	KY	50,000	125,000	32	20	437,350	175,000
JUSTIFY	2015	SCAT DADDY	2020	KY	100,000	300,000	26	22	395,689	365,000
TAPIT	2001	PULPIT	2006	KY	185,000	185,000	5	3	345,000	190,000
UNCLE MO	2008	INDIAN CHARLIE	2013	KY	150,000	150,000	29	17	297,941	250,000
MEDAGLIA D'ORO	1999	EL PRADO	2006	KY	100,000	75,000	7	7	296,000	180,000
SPEIGHTSTOWN	1998	GONE WEST	2006	DEAD	80,000	-	3	3	285,000	80,000
QUALITY ROAD	2006	ELUSIVE QUALITY	2012	KY	200,000	200,000	13	7	275,285	350,000
WAR FRONT	2002	DANZIG	2008	KY	100,000	100,000	12	10	259,500	192,500
CONSTITUTION	2011	TAPIT	2017	KY	110,000	110,000	13	9	241,333	175,000
CANDY RIDE	1999	RIDE THE RAILS	2006	KY	75,000	75,000	12	11	204,090	200,000
JACKIE'S WARRIOR	2018	MACLEAN'S MUSIC	2024	KY	50,000	45,000	30	26	191,153	142,500
CYBERKNIFE	2019	GUN RUNNER	2024	KY	30,000	25,000	31	24	188,375	62,500
MUNNINGS	2006	SPEIGHTSTOWN	2012	KY	100,000	75,000	14	9	178,888	140,000
NYQUIST	2013	UNCLE MO	2018	KY	55,000	85,000	15	13	173,846	140,000
CITY OF LIGHT	2014	QUALITY ROAD	2020	KY	60,000	35,000	11	9	160,555	75,000
AUTHENTIC	2017	INTO MISCHIEF	2022	KY	60,000	50,000	16	13	155,923	90,000
BOLT D'ORO	2015	MEDAGLIA D'ORO	2020	KY	35,000	60,000	16	15	142,666	150,000
PALACE MALICE	2010	CURLIN	2017	JPN	10,000	-	2	2	135,000	135,000
EPICENTER	2019	NOT THIS TIME	2024	KY	45,000	40,000	47	36	126,277	110,000
STREET SENSE	2004	STREET CRY	2009	KY	75,000	60,000	6	5	126,000	40,000
CHARLATAN	2017	SPEIGHTSTOWN	2023	KY	50,000	50,000	31	22	125,090	82,500
VIOLENCE	2010	MEDAGLIA D'ORO	2015	KY	40,000	40,000	16	14	114,571	105,000
JACK CHRISTOPHER	2019	MUNNINGS	2024	KY	45,000	40,000	42	31	111,774	100,000
AMERICAN PHAROAH	2012	PIONEEROF THE NILE	2017	KY	60,000	50,000	8	5	109,000	110,000
TWIRLING CANDY	2007	CANDY RIDE	2013	KY	60,000	60,000	11	8	108,000	81,000
OLYMPIAD	2018	SPEIGHTSTOWN	2024	KY	35,000	35,000	33	26	101,730	72,500
LIAM'S MAP	2011	UNBRIDLED'S SONG	2017	KY	40,000	40,000	16	12	96,583	70,000
GOLDEN PAL	2018	UNCLE MO	2024	KY	30,000	25,000	48	36	94,371	72,500
ESSENTIAL QUALITY	2018	TAPIT	2023	KY	75,000	65,000	13	8	89,125	72,500
MANDALOUN	2018	INTO MISCHIEF	2024	KY	25,000	20,000	16	15	84,933	65,000
HONEST MISCHIEF	2016	INTO MISCHIEF	2022	NY	6,500	-	6	6	76,566	71,500
GHOSTZAPPER	2000	AWESOME AGAIN	2007	KY	75,000	75,000	10	10	72,300	66,000
MACLEAN'S MUSIC	2008	DISTORTED HUMOR	2014	KY	50,000	40,000	23	15	68,000	50,000
OMAHA BEACH	2016	WAR FRONT	2021	KY	30,000	40,000	30	19	66,921	50,000
PRACTICAL JOKE	2014	INTO MISCHIEF	2019	KY	25,000	45,000	35	24	66,458	45,000
MAXFIELD	2017	STREET SENSE	2023	KY	40,000	35,000	19	14	66,407	62,500
NASHVILLE	2017	SPEIGHTSTOWN	2024	KY	15,000	15,000	38	31	64,661	28,000
NASHVILLE	2017	SPEIGHTSTOWN	2024	KY	15,000	15,000	38	31	64,661	28,000
WAR OF WILL	2016	WAR FRONT	2022	KY	25,000	25,000	16	15	61,080	30,000
YAUPON	2017	UNCLE MO	2023	KY	30,000	25,000	31	24	56,812	41,000
VEKOMA	2017	CANDY RIDE	2022	KY	15,000	15,000	32	24	55,541	21,000
STATE OF REST	2018	STARSPANGLED BANNER	2024	IRE	25,000	20,000	14	9	54,867	55,965
KARAKONTIE	2011	BERNSTEIN	2017	KY	10,000	15,000	13	10	52,250	18,500
MCKINZIE	2015	STREET SENSE	2022	KY	30,000	30,000	36	30	51,766	41,000

[For a complete roster of all 278 North American covering sires with in-foal mares sold at 23/24 sales, please click here](#)

## EUROPEAN WEANLING/SHORT YEARLING SALES RESULTS TOP 50 SIRES BY AVERAGE, 2+ SOLD

Thru February 18, 2024

SIRE NAME	YOB	HIS SIRE	FFLS	ST	2022 FEE	2024 FEE	# RING	# SOLD	US\$ AVG	US\$ MED
FRANKEL	2008	GALILEO	2014	ENG	200,000	350,000	2	2	312,232	312,232
KINGMAN	2011	INVINCIBLE SPIRIT	2016	ENG	150,000	125,000	12	11	294,135	318,126
WOOTTON BASSETT	2008	IFFRAAJ	2013	IRE	150,000	200,000	9	7	258,439	218,220
ST MARK'S BASILICA	2018	SIYOUNI	2023	IRE	65,000	50,000	13	11	187,505	112,669
NO NAY NEVER	2011	SCAT DADDY	2016	IRE	125,000	150,000	10	7	162,215	158,209
SEA THE STARS	2006	CAPE CROSS	2011	IRE	150,000	200,000	10	10	159,854	115,983
LOPE DE VEGA	2007	SHAMARDAL	2012	IRE	125,000	125,000	12	11	157,517	125,925
TOO DARN HOT	2016	DUBAWI	2021	ENG	45,000	65,000	14	12	139,468	84,171
NIGHT OF THUNDER	2011	DUBAWI	2017	IRE	75,000	100,000	7	6	138,736	113,112
PALACE PIER	2017	KINGMAN	2023	ENG	55,000	45,000	9	8	128,138	129,239
NEW BAY	2012	DUBAWI	2018	IRE	37,500	75,000	18	15	126,166	98,199
PINATUBO	2017	SHAMARDAL	2022	ENG	35,000	35,000	25	24	120,964	74,766
BLUE POINT	2014	SHAMARDAL	2021	IRE	40,000	60,000	43	42	103,842	88,379
STARSPANGLED BANNER	2006	CHOISIR	2012	IRE	35,000	45,000	17	15	95,686	52,513
ZARAK	2013	DUBAWI	2019	FR	25,000	60,000	11	9	85,982	64,617
HAVANA GREY	2015	HAVANA GOLD	2020	ENG	6,000	55,000	63	57	83,928	73,321
CAMELOT	2009	MONTJEU	2015	IRE	75,000	50,000	11	11	81,461	66,276
MEHMAS	2014	ACCLAMATION	2018	IRE	50,000	50,000	24	22	77,977	67,242
GHAIYATH	2015	DUBAWI	2022	IRE	25,000	25,000	39	35	73,756	49,099
SHOWCASING	2007	OASIS DREAM	2012	ENG	45,000	45,000	38	28	72,076	50,422
TEOFILO	2004	GALILEO	2009	IRE	30,000	30,000	9	9	69,971	49,099
KODIAC	2001	DANEHILL	2008	IRE	65,000	35,000	8	8	67,079	51,966
EARTHLIGHT	2017	SHAMARDAL	2022	IRE	18,000	15,000	25	22	61,289	46,484
GALIWAY	2011	GALILEO	2017	FR	30,000	30,000	18	18	59,081	53,702
SPACE BLUES	2016	DUBAWI	2023	IRE	17,500	16,000	36	31	56,034	38,717
DARK ANGEL	2005	ACCLAMATION	2009	IRE	60,000	60,000	27	23	54,545	43,644
OASIS DREAM	2000	GREEN DESERT	2005	ENG	20,000	15,000	8	7	47,725	43,992
LUCKY VEGA	2018	LOPE DE VEGA	2023	IRE	15,000	12,500	35	29	46,811	38,770
ACCLAMATION-GB	1999	ROYAL APPLAUSE	2005	IRE	27,500	25,000	19	15	45,670	43,761
INVINCIBLE SPIRIT	1997	GREEN DESERT	2004	IRE	60,000	Private	24	19	45,345	39,279
CRACKSMAN	2014	FRANKEL	2020	ENG	17,500	17,500	14	12	45,129	29,165
SIOUX NATION	2015	SCAT DADDY	2020	IRE	10,000	27,500	59	50	44,827	26,158
SEA THE MOON	2011	SEA THE STARS	2016	ENG	25,000	32,500	22	18	43,598	38,191
SAXON WARRIOR	2015	DEEP IMPACT	2020	IRE	20,000	25,000	32	16	42,235	27,639
MOHAATHER	2016	SHOWCASING	2022	ENG	15,000	12,500	31	25	40,100	33,327
AUSTRALIA	2011	GALILEO	2016	IRE	35,000	17,500	20	17	39,461	38,783
TEN SOVEREIGNS	2016	NO NAY NEVER	2021	IRE	17,500	17,500	25	18	36,376	30,003
CHURCHILL	2014	GALILEO	2019	IRE	25,000	30,000	20	17	35,756	33,385
ZOUSTAR	2010	NORTHERN METEOR	2020	AUS	25,000	-	16	11	33,980	32,264
ARDAD	2014	KODIAC	2019	ENG	12,500	12,500	28	22	33,934	29,394
KODI BEAR	2012	KODIAC	2018	IRE	15,000	15,000	39	35	33,659	33,148
KAMEKO	2017	KITTEN'S JOY	2022	ENG	20,000	15,000	26	20	33,484	21,942
NATHANIEL	2008	GALILEO	2014	ENG	15,000	17,500	19	18	33,107	24,800
SUPREMACY	2018	MEHMAS	2023	IRE	12,500	10,000	47	36	31,354	21,880
STARMAN	2017	DUTCH ART	2023	IRE	17,500	10,000	69	52	30,252	20,360
GOLDEN HORDE	2017	LETHAL FORCE	2022	FR	8,000	6,000	2	2	29,799	29,799
HELLO YOU MZAIN	2016	KODIAC	2022	FR	25,000	22,500	13	11	29,751	33,138
SOTTSASS	2016	SIYOUNI	2022	IRE	25,000	25,000	11	7	29,259	27,275
A'ALI	2017	SOCIETY ROCK	2023	ENG	7,500	5,000	19	15	28,169	17,350
ROMANISED	2015	HOLY ROMAN EMPEROR	2022	FR	7,000	7,000	4	3	27,998	32,308

For a complete roster of all 211 European sires with weanlings/short yearlings sold at 23/24 sales, please [click here](#)

## EUROPEAN COVERING SIRE SALES RESULTS TOP 50 SIRES BY AVERAGE, 2+ SOLD

Thru February 18, 2024

SIRE NAME	YOB	HIS SIRE	FFLS	ST	2023 FEE	2024 FEE	# RING	# SOLD	US\$ AVG	US\$ MED
FRANKEL	2008	GALILEO	2014	ENG	275,000	350,000	9	7	2,945,923	1,591,695
SEA THE STARS	2006	CAPE CROSS	2011	IRE	180,000	200,000	7	7	1,138,610	87,249
NO NAY NEVER	2011	SCAT DADDY	2016	IRE	175,000	150,000	12	8	609,774	323,493
ST MARK'S BASILICA	2018	SIYOUNI	2023	IRE	65,000	50,000	11	9	602,196	136,327
KINGMAN	2011	INVINCIBLE SPIRIT	2016	ENG	125,000	125,000	9	8	588,684	658,790
WOOTTON BASSETT	2008	IFFRAAJ	2013	IRE	150,000	200,000	16	15	449,523	397,923
LOPE DE VEGA	2007	SHAMARDAL	2012	IRE	125,000	125,000	6	5	388,740	190,859
SIYOUNI	2007	PIVOTAL	2012	FR	150,000	200,000	8	7	368,229	312,114
NEW BAY	2012	DUBAWI	2018	IRE	75,000	75,000	14	11	348,367	225,490
NIGHT OF THUNDER	2011	DUBAWI	2017	IRE	100,000	100,000	12	11	319,978	279,825
ZARAK	2013	DUBAWI	2019	FR	60,000	60,000	9	4	235,431	212,561
CAMELOT	2009	MONTJEU	2015	IRE	60,000	50,000	11	7	222,625	107,625
BAAEED	2018	SEA THE STARS	2024	ENG	80,000	80,000	13	11	198,886	139,273
STARSPANGLED BANNER	2006	CHOISIR	2012	IRE	50,000	45,000	13	12	185,404	96,863
MEHMAS	2014	ACCLAMATION	2018	IRE	60,000	50,000	13	11	165,547	73,287
TEOFILO	2004	GALILEO	2009	IRE	30,000	30,000	2	2	153,947	153,947
TOO DARN HOT	2016	DUBAWI	2021	ENG	40,000	65,000	22	20	130,976	96,377
PINATUBO	2017	SHAMARDAL	2022	ENG	35,000	35,000	8	8	127,332	125,590
PALACE PIER	2017	KINGMAN	2023	ENG	50,000	45,000	11	9	122,298	112,745
SAXON WARRIOR	2015	DEEP IMPACT	2020	IRE	35,000	25,000	12	11	115,220	101,281
BLUE POINT	2014	SHAMARDAL	2021	IRE	35,000	60,000	15	11	106,809	119,925
CHURCHILL	2014	GALILEO	2019	IRE	30,000	30,000	14	10	105,425	58,155
BLACKBEARD	2020	NO NAY NEVER	2024	IRE	25,000	20,000	20	18	105,009	67,957
HAVANA GREY	2015	HAVANA GOLD	2020	ENG	18,500	55,000	11	8	104,124	81,282
SEA THE MOON	2011	SEA THE STARS	2016	ENG	25,000	32,500	22	19	100,247	64,575
SHOWCASING	2007	OASIS DREAM	2012	ENG	45,000	45,000	22	16	84,400	63,696
DARK ANGEL	2005	ACCLAMATION	2009	IRE	60,000	60,000	7	6	79,933	81,659
GHAIIYATH	2015	DUBAWI	2022	IRE	25,000	25,000	19	16	77,025	46,351
ZOUSTAR	2010	NORTHERN METEOR	2020	AUS	30,000	-	8	8	76,547	83,052
INTELLO	2010	GALILEO	2015	FR	8,000	8,000	10	9	73,964	10,762
ACCLAMATION-GB	1999	ROYAL APPLAUSE	2005	IRE	27,500	25,000	2	2	64,206	64,206
CRACKSMAN	2014	FRANKEL	2020	ENG	17,500	17,500	21	17	64,037	46,289
PERSIAN KING	2016	KINGMAN	2022	FR	25,000	25,000	10	8	59,803	69,975
EARTHLIGHT	2017	SHAMARDAL	2022	IRE	15,000	15,000	6	4	57,134	55,626
SIOUX NATION	2015	SCAT DADDY	2020	IRE	17,500	27,500	33	29	55,334	39,975
GALIWAY	2011	GALILEO	2017	FR	30,000	30,000	8	8	53,354	34,979
NATHANIEL	2008	GALILEO	2014	ENG	15,000	17,500	10	9	52,960	53,300
STARMAN	2017	DUTCH ART	2023	IRE	15,000	10,000	6	5	52,623	10,941
AUSTRALIA	2011	GALILEO	2016	IRE	25,000	17,500	7	6	51,518	29,770
LUCKY VEGA	2018	LOPE DE VEGA	2023	IRE	15,000	12,500	14	9	51,133	26,259
BAYSIDE BOY	2019	NEW BAY	2024	IRE	15,000	15,000	8	5	47,166	49,078
NAVAL CROWN	2018	DUBAWI	2024	IRE	15,000	10,000	7	5	45,373	25,084
SOTTSASS	2016	SIYOUNI	2022	IRE	25,000	25,000	5	5	45,090	32,287
SPACE BLUES	2016	DUBAWI	2023	IRE	16,000	16,000	18	15	44,530	25,084
HELLO YOUMZAIN	2016	KODIAC	2022	FR	22,500	22,500	10	9	43,196	37,693
KENDARGENT	2003	KENDOR	2009	FR	17,000	15,000	3	3	41,652	17,220
TORQUATOR TASSO	2017	ADLERFLUG	2024	GER	20,000	20,000	6	4	39,965	38,762
MINZAAL	2018	MEHMAS	2024	IRE	15,000	15,000	6	5	39,208	32,718
MOTIVATOR	2002	MONTJEU	2007	FR	5,000	-	2	2	36,790	36,790
BATED BREATH	2007	DANSILI	2014	ENG	15,000	10,000	6	5	35,304	26,451

[For a complete roster of all 186 European covering sires with in-foal mares sold at 23/24 sales, please click here](#)



## SECTION 2. AUSTRALIAN YEARLING SALES PREVIEW- SIREs WITH 8+ CATALOGUED

SIRE NAME	FFLS	ST	2023 FEE	2021 FEE	24 YRLG # SOLD	24 YRLG AVG \$	MELB PREM	MELB SHOW	TOTAL ING EASTER	TOTAL
ALABAMA EXPRESS	2021	VIC	22,000	24,750	7	250,714	15	6	0	21
ALL TOO HARD	2014	NSW	38,500	33,000	35	83,914	6	2	0	8
ANDERS	2022	NSW	16,500	16,500	37	98,027	9	1	0	10
BIVOJAC	2022	NSW	66,000	66,000	46	135,217	12	0	8	20
BLUE POINT	2021	VIC	44,000	44,000	21	173,810	19	0	7	26
BRAZEN BEAU	2016	VIC	44,000	49,500	15	137,333	10	3	1	14
CAPITALIST	2018	NSW	77,000	99,000	77	195,442	14	0	21	35
DEEP FIELD	2016	RETIRED	-	88,000	31	262,581	3	0	11	14
DIRTY WORK	2022	VIC	13,200	19,800	11	124,182	6	8	2	16
DOUBTLAND	2022	VIC	13,200	16,500	5	149,000	7	9	0	16
DUNDEEL	2015	NSW	82,500	66,000	24	155,167	2	0	16	18
EARTHLIGHT	2022	VIC	16,500	22,000	8	60,000	9	5	0	14
EXCEED AND EXCEL	2005	NSW	132,000	132,000	10	416,000	3	0	12	15
EXCEEDANCE	2021	NSW	33,000	33,000	16	90,156	7	0	2	9
EXTREME CHOICE	2018	NSW	275,000	PVT	20	535,500	2	0	11	13
FARNAN	2022	NSW	55,000	55,000	48	235,729	9	0	16	25
FASTNET ROCK	2006	NSW	110,000	165,000	7	228,571	4	0	5	9
FIERCE IMPACT	2022	VIC	-	16,500	5	62,500	5	3	1	9
FRANKEL	2014	ENG	-	-	4	825,000	2	0	14	16
GRUNT	2020	VIC	22,000	13,750	1	120,000	4	4	0	8
HANSEATIC	2022	VIC	17,600	17,600	13	95,423	14	16	0	30
HELLBENT	2019	NSW	38,500	22,000	30	125,067	12	1	0	13
I AM INVINCIBLE	2011	NSW	302,500	220,000	35	598,000	9	0	44	53
JUSTIFY	2020	NSW	77,000	55,000	19	330,263	9	0	9	18
KING'S LEGACY	2022	NSW	27,500	33,000	58	115,741	10	3	4	17
LUCKY VEGA	2022	VIC	16,500	22,000	10	88,000	4	13	3	20
MAURICE	2018	JPN	82,500	44,000	45	155,778	12	0	14	26
NICCONI	2011	VIC	22,000	27,500	8	107,500	7	9	0	16
OLE KIRK	2022	NSW	55,000	55,000	46	158,424	18	0	10	28
PER INCANTO	2012	NZ	50,000	25,000	39	160,333	3	0	6	9
PIERRO	2014	NSW	82,500	110,000	31	142,097	8	0	10	18
RUBICK	2016	VIC	27,500	27,500	-	-	6	4	0	10
RUSSIAN CAMELOT	2022	VIC	19,800	22,000	7	140,143	5	10	0	15
RUSSIAN REVOLUTION	2019	NSW	88,000	44,000	40	138,863	6	1	7	14
SHAMUS AWARD	2015	VIC	60,500	33,000	18	97,833	22	10	3	35
SNITZEL	2007	NSW	247,500	165,000	40	492,000	7	0	40	47
SO YOU THINK	2013	NSW	99,000	77,000	47	167,287	18	0	20	38
STREET BOSS	2010	NSW	66,000	55,000	19	177,211	11	0	9	20
TAGALOA	2022	VIC	27,500	33,000	21	75,143	14	12	1	27
TASSORT	2021	NSW	11,000	11,000	17	99,706	3	4	1	8
THE AUTUMN SUN	2020	NSW	66,000	66,000	21	175,476	6	0	22	28
TOO DARN HOT	2021	NSW	44,000	44,000	22	297,273	11	0	6	17
TORONADO	2016	VIC	88,000	49,500	29	147,931	27	2	8	37
TRAPEZE ARTIST	2020	NSW	55,000	66,000	33	98,015	12	2	10	24
WOOTTON BASSETT	2022	NSW	93,500	71,500	47	388,298	5	0	27	32
WRITTEN BY	2020	NSW	27,500	24,750	25	63,220	4	2	3	9
WRITTEN TYCOON	2008	VIC	PVT	165,000	47	273,830	29	1	31	61
YES YES YES	2021	NSW	33,000	38,500	22	52,864	6	4	3	13
ZOUSAIN	2021	NSW	22,000	19,800	40	81,375	9	0	2	11
ZOUSTAR	2015	NSW	220,000	154,000	40	439,250	12	0	36	48

For a complete roster of all 132 sires with yearlings catalogued at Inglis Easter or Melbourne Premier, please click [here](#)

## ANZ YEARLING SALES RESULTS TOP 50 SIRES BY AVERAGE, 2+ SOLD

Thru February 17, 2024

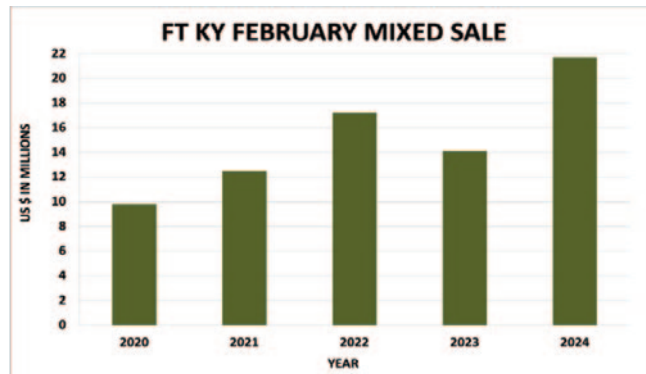
SIRE NAME	YOB	HIS SIRE	FFLS	ST	2023 FEE	2021 FEE	# RING	# SOLD	AU\$ AVG	AU\$ MED
FRANKEL	2008	GALILEO	2014	ENG	-	-	5	4	825,000	787,500
I AM INVINCIBLE	2004	INVINCIBLE SPIRIT	2011	NSW	302,500	220,000	46	35	598,000	500,000
EXTREME CHOICE	2013	NOT A SINGLE DOUBT	2018	NSW	275,000	PVT	23	20	535,500	387,500
SNITZEL	2002	REDOUTE'S CHOICE	2007	NSW	247,500	165,000	53	40	492,000	400,000
KINGMAN	2011	KINGMAN	2016	ENG	125,000	150,000	4	3	486,667	650,000
ZOUSTAR	2010	NORTHERN METEOR	2015	NSW	220,000	154,000	47	40	439,250	400,000
EXCEED AND EXCEL	2000	DANEHILL	2005	NSW	132,000	132,000	12	10	416,000	450,000
WOOTTON BASSETT	2008	IFFRAAJ	2022	NSW	93,500	71,500	51	47	388,298	275,000
JUSTIFY	2015	SCAT DADDY	2020	NSW	77,000	55,000	22	19	330,263	225,000
TOO DARN HOT	2016	DUBAWI	2021	NSW	44,000	44,000	25	22	297,273	165,000
WRITTEN TYCOON	2002	IGLESIA	2008	VIC	Pvt	165,000	50	47	273,830	220,000
SAVABEEL	2001	ZABEEL	2006	NZ	100,000	100,000	54	46	271,630	240,000
PROISIR	2009	CHOISIR	2016	NZ	70,000	12,500	42	35	265,714	230,000
DEEP FIELD	2010	NORTHERN METEOR	2016	RETIRED	-	88,000	37	31	262,581	220,000
LOPE DE VEGA	2007	SHAMARDAL	2012	IRE	-	-	4	4	252,500	265,000
ALABAMA EXPRESS	2016	REDOUTE'S CHOICE	2021	VIC	22,000	24,750	7	7	250,714	240,000
FARNAN	2017	NOT A SINGLE DOUBT	2022	NSW	55,000	55,000	54	48	235,729	200,000
FASTNET ROCK	2001	DANEHILL	2006	NSW	110,000	165,000	8	7	228,571	240,000
STARSPANGLED BANNER	2006	CHOISIR	2012	VIC	33,000	16,500	2	2	217,500	217,500
CAPITALIST	2013	WRITTEN TYCOON	2018	NSW	77,000	99,000	85	77	195,442	150,000
SATONO ALADDIN	2011	DEEP IMPACT	2019	NZ	45,000	12,500	22	20	186,750	102,500
STREET BOSS	2004	STREET CRY	2010	NSW	66,000	55,000	20	19	177,211	180,000
THE AUTUMN SUN	2015	REDOUTE'S CHOICE	2020	NSW	66,000	66,000	33	21	175,476	140,000
BLUE POINT	2014	SHAMARDAL	2021	VIC	44,000	44,000	25	21	173,810	170,000
SMART MISSILE	2008	FASTNET ROCK	2013	NSW	13,200	16,500	3	3	170,333	95,000
SO YOU THINK	2006	HIGH CHAPARRAL	2013	NSW	99,000	77,000	55	47	167,287	150,000
PER INCANTO	2004	STREET CRY	2012	NZ	50,000	25,000	53	39	160,333	150,000
OLE KIRK	2017	WRITTEN TYCOON	2022	NSW	55,000	55,000	53	46	158,424	140,000
XTRAVAGANT	2012	PENTIRE	2018	NSW	22,000	11,000	4	3	156,667	70,000
ARDROSSAN	2014	REDOUTE'S CHOICE	2020	NZ	10,000	3,000	19	15	156,233	155,000
MAURICE	2011	SCREEN HERO	2018	JPN	82,500	44,000	53	45	155,778	140,000
DUNDEEL	2009	HIGH CHAPARRAL	2015	NSW	82,500	66,000	31	24	155,167	100,000
HELLO YOU MZAIN	2016	KODIAC	2022	NZ	30,000	30,000	48	44	154,114	150,000
SUPER SETH	2016	DUNDEEL	2021	NZ	35,000	35,000	46	39	152,667	110,000
DOUBTLAND	2017	NOT A SINGLE DOUBT	2022	VIC	13,200	16,500	5	5	149,000	160,000
TORONADO	2010	HIGH CHAPARRAL	2016	VIC	88,000	49,500	33	29	147,931	130,000
PIERRO	2009	LONHRO	2014	NSW	82,500	110,000	33	31	142,097	120,000
SPIRIT OF BOOM	2007	SEQUALO	2015	QLD	38,500	33,000	48	43	140,291	100,000
RUSSIAN CAMELOT	2017	CAMELOT	2022	VIC	19,800	22,000	10	7	140,143	180,000
RUSSIAN REVOLUTION	2013	SNITZEL	2019	NSW	88,000	44,000	47	40	138,863	120,000
BRAZEN BEAU	2011	I AM INVINCIBLE	2016	VIC	44,000	49,500	17	15	137,333	100,000
BIVOUCAC	2016	EXCEED AND EXCEL	2022	NSW	66,000	66,000	57	46	135,217	110,000
LONHRO	1998	OCTAGONAL	2005	NSW	-	66,000	6	5	128,000	150,000
HELLBENT	2012	I AM INVINCIBLE	2019	NSW	38,500	22,000	36	30	125,067	107,500
DIRTY WORK	2016	WRITTEN TYCOON	2022	VIC	13,200	19,800	14	11	124,182	100,000
HARRY ANGEL	2014	DARK ANGEL	2020	NSW	33,000	16,500	28	24	120,000	95,000
ADMIRE MARS	2016	DAIWA MAJOR	2022	NSW	22,000	22,000	17	17	118,529	100,000
KING'S LEGACY	2017	REDOUTE'S CHOICE	2022	NSW	27,500	33,000	71	58	115,741	100,000
ALMANZOR	2013	WOOTTON BASSETT	2019	NZ	50,000	30,000	63	48	115,125	100,000
BETTER THAN READY	2009	MORE THAN READY	2016	QLD	27,500	33,000	36	24	115,104	92,500

[For a complete roster of 178 ANZ sires with yearlings sold at 2024 sales, please click here](#)

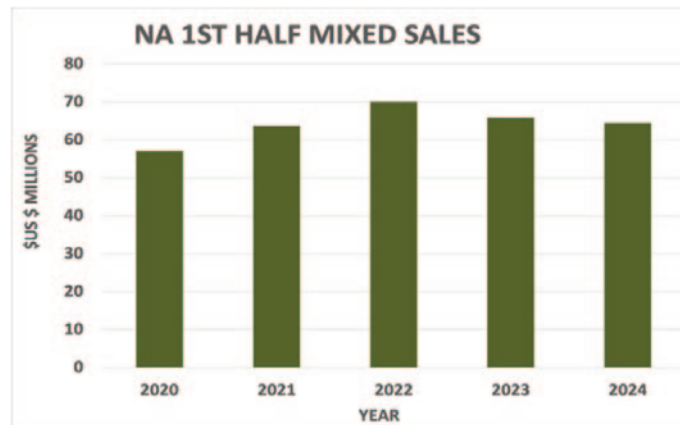
## SECTION 3: WORLDWIDE SALES TICKER

### NORTH AMERICAN AND EUROPEAN MIXED SALES 2023/24 & AUSTRALASIAN YEARLING SALES

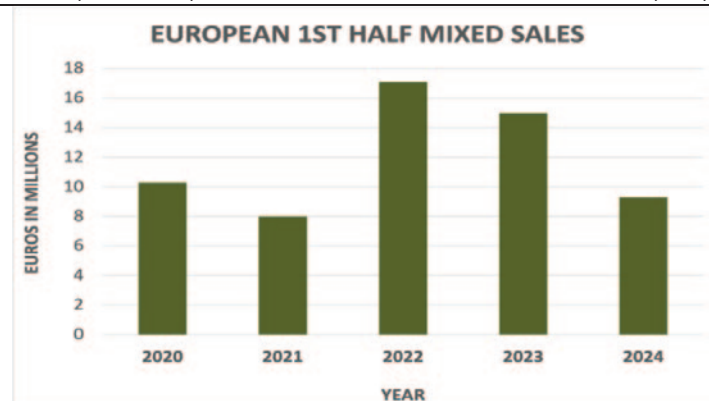
THROUGH FEBRUARY 17, 2024



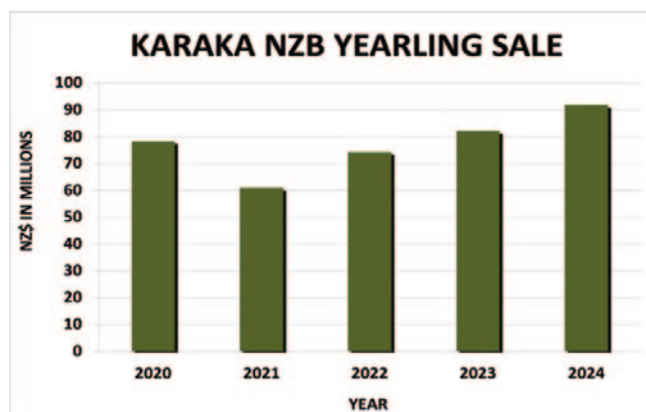
YEAR	CAT	RING	SOLD	% W/D	% S/R	% S/C	GROSS \$	AVG \$
2024	536	433	372	19.2%	85.9%	69.4%	21,687,000	58,298
2023	594	467	402	21.4%	86.1%	67.7%	14,105,200	35,088
2022	608	487	431	19.9%	88.5%	70.9%	17,245,500	40,013
2021	675	524	425	22.4%	81.1%	63.0%	12,506,700	29,428
2020	651	490	368	24.7%	75.1%	56.5%	9,777,100	26,568



YEAR	CAT	RING	SOLD	% W/D	% S/R	% S/C	GROSS \$	AVG \$
2024	2,686	2,086	1,477	22.3%	70.8%	55.0%	64,455,100	43,639
2023	2,756	2,138	1,744	22.4%	81.6%	63.3%	65,859,700	37,764
2022	2,786	2,208	1,846	20.7%	83.6%	66.3%	69,948,200	37,892
2021	2,941	2,316	1,825	21.3%	78.8%	62.1%	63,653,650	34,879
2020	3,153	2,309	1,826	26.8%	79.1%	57.9%	57,135,400	31,290



YEAR	CAT	RING	SOLD	% W/D	% S/R	% S/C	GROSS €	AVG €
2024	1,198	952	680	20.5%	71.4%	56.8%	9,291,459	13,664
2023	1,348	1,087	813	19.4%	74.8%	60.3%	14,960,601	18,402
2022	1,540	1,249	979	18.9%	78.4%	63.6%	17,107,193	17,474
2021	1,380	890	632	35.5%	71.0%	45.8%	8,057,510	12,749
2020	1,380	1,117	796	19.1%	71.3%	57.7%	10,302,243	12,943



YEAR	CAT	RING	SOLD	% W/D	% S/R	% S/C	GROSS \$	AVG \$
2024	1,125	984	757	12.5%	76.9%	67.3%	92,297,500	121,925
2023	1,079	958	742	11.2%	77.5%	68.8%	82,158,500	110,726
2022	1,103	947	701	14.1%	74.0%	63.6%	74,382,500	106,109
2021	918	791	647	13.8%	81.8%	70.5%	60,996,500	94,276
2020	1,265	1,122	858	11.3%	76.5%	67.8%	78,458,200	91,443



YEAR	CAT	RING	SOLD	% W/D	% S/R	% S/C	GROSS \$	AVG \$
2024	808	721	592	10.8%	82.1%	73.3%	55,387,000	93,559
2023	830	721	650	13.1%	90.2%	78.3%	61,411,500	94,479
2022	810	740	680	8.6%	91.9%	84.0%	73,209,000	107,660
2021	803	707	643	12.0%	90.9%	80.1%	58,231,000	90,561
2020	808	739	626	8.5%	84.7%	77.5%	47,327,048	75,602



YEAR	CAT	RING	SOLD	% W/D	% S/R	% S/C	GROSS (gns)	AVG (gns)
2024	3,408	3,042	2,467	10.7%	81.1%	72.4%	386,801,500	156,790
2023	3,188	2,822	2,400	11.5%	85.0%	75.3%	386,820,000	161,175
2022	3,148	2,886	2,394	8.3%	83.0%	76.0%	390,261,500	163,016
2021	3,007	2,667	2,306	11.3%	86.5%	76.7%	330,948,500	143,516
2020	3,159	2,859	2,354	9.5%	82.3%	74.5%	314,905,098	133,774