

Thoroughbred Market Report



AUGUST 2024

Editor – Bill Oppenheim, bopp@billoppenheim.com
Managing Editor – Emily J Plant PhD, emily@billoppenheim.com
Worldwide Sales Ticker – Brianne Stanley, bristanley1@gmail.com

Copyright 2024: The Bill Oppenheim Group

For subscription information go to www.billoppenheim.com
or contact info@billoppenheim.com

Thoroughbred Market Report

AUGUST 2024



Keeneland September 2023 Sale Topper- Into Mischief x Nonna Mia (Empire Maker)
Sold for \$3,000,000 to Sonson, Woodford, West Point, LEB, Agent
Consigned by Lane's End, Agent

| TABLE OF CONTENTS | PAGE |
|---|------|
| SECTION 1: KEENELAND SEPTEMBER SALE PREVIEW | 1 |
| EUROPEAN YEARLING SALES PREVIEW | 4 |
| SECTION 2: SIRE SALE AVERAGES | 5 |
| SECTION 3: WORLDWIDE SALES TICKER | 7 |
| SECTION 4: BILL'S TWEETS | 8 |

IN THIS ISSUE

- Seven sires have 85+ yearlings among the 4,416 currently catalogued at Keeneland September: **Not This Time (121)**, first-crop sires **Charlatan (117)** and **Yaupon (98)**, as well as **Maclean's Music (96)**, **Gun Runner (92)**, and **Liam's Map and Twirling Candy (86 each)**. Gun Runner (83), Not This Time (75), and **Into Mischief (67)** (including early supplements not included in the table totals) have the highest number catalogued in Week 1 (Books 1 & 2). Into Mischief (48), Gun Runner (41), and **Curlin (33)** have the highest number catalogued just in Book 1.
- List of sires represented in Goffs Orby Book 1 plus Tattersalls October Books 1 & 2. The two sons of Acclamation out of Machiavellian mares, **Mehmas (80)** and **Dark Angel (62)** have the highest number catalogued across these three sales; obviously that is a winning pedigree combination! Ireland's Ballylinch Stud's **Lope de Vega (60)** and **New Bay (60)** come next by number catalogued. Keep in mind there are several other sales in Europe, these numbers are just in the more selected sales.
- North American yearling sire averages for the three Fasig-Tipton sales. Obviously there are many more to come but at these three sales the top six sires by average were **Curlin (6/\$840,333)**, **Tapit (4/\$835,000)**, **Into Mischief (11/\$815,909)**, **Gun Runner (12/\$760,416)**, **Not This Time (14/\$682,142)**, and **Justify (5/\$559,630)**.
- Worldwide Sales Tickers for the three Fasig sales. Saratoga was up 9.5% in both gross and average. With 15% fewer catalogued at Fasig July and the NY-Bred sale, the gross was actually up by \$2-million and the three-sale average was up 20%. We don't expect to see that pattern repeated at upcoming sales. The top of the market is strong but the clearance rates from the catalogues will be the big challenge.
- Bill's Tweets.

To subscribe to the Thoroughbred Market Report please visit
<https://billoppenheim.com/abouttmr.php> or email emily@billoppenheim.com

SECTION 1: KEENELAND SEPTEMBER SALE PREVIEW

BIG REPRESENTATION FOR YOUNG GUNS IN KEENELAND SEPTEMBER WEEK 1

1st-Crop Sires Charlatan, Essential Quality, Yaupon Also Have 30+ Each in Week 1

As our veteran readers know we have always grouped sires by the year they had their first foals, going back 40 years to the days of Racing Update, as well as looking at overall Leading Sire lists, and one of the key things we've discovered over the years is that there is a small corps of elite sires which separate themselves off from the crowd and become the truly dominant sires. There are usually only one or two per sire crop but the group which retired in North America in 2005 (first foals 2006, first 2yo's 2008) included four elite sires, headed by **Tapit**, Leading Sire three times, sire of four G1 Belmont S. winners and a total of 32 G1 winners in 16 crops of 3yo's. But the F2006 sire crop also included three other stars: **Medaglia d'Oro**, **Speightstown**, and **Candy Ride**. The F2007 sires included **Kitten's Joy**, Leading Sire twice, and **Ghostzapper**. With first foals 2008 (2yo's of 2010) were **War Front** and **Bernardini**. **Scat Daddy** had his first foals in 2009; Curlin and **Into Mischief** (Leading Sire the last five years and counting) had their first foals in 2010. **Quality Road** had his first foals in 2012, **Uncle Mo** in 2013 and was an immediate hit. Then there was a three-year period where no elite sires emerged until **Constitution** and **American Pharoah** had their first foals in 2017 (2yo's of 2019). **Not This Time**, who retired for just \$15,000, and **Nyquist** had their first foals in 2018, followed by F2019 **Gun Runner** (first 2yo's 2021), and **Justify** and **Good Magic** with first foals 2020 (first 2yo's 2022).

Including ten supplements to Book 1 at this writing there are 1,114 yearlings catalogued in Keeneland's first week – 362 in Book 1 and 752 in Book 2. Of the 20 sires mentioned above, 18 have yearlings at Keeneland September (Scat Daddy's last yearlings were in 2017, Bernardini's last yearlings were last year). These 18 sires are responsible for 631 yearlings in Books 1 and 2 – 57% of the total. A total of 21 sires have 20+ yearlings in the first two books, including 12 of the 18 'elite' sires identified. Gun Runner has 83 yearlings catalogued in the first week (41 Book 1 + 42 Book 2), Not This Time has 75 (29+46), and Into Mischief (48+18), who has the highest number catalogued in Book 1, has 66 (the numbers in this text include supplements, which are not included in the accompanying table). Uncle Mo now has 53 in the first two books (22+31), Curlin 52 (33+19), Justify 51 (20+31), and Constitution 50 (16+34).

Four first-crop sires are among the 21 sires with 20+ catalogued in the first two books: Hill 'n' Dale's **Charlatan**, whose first yearlings have averaged \$411,111 thus far this year, has 62 catalogued in the first two books (16+46). Darley's **Essential Quality** (\$350,146 average) has 43 (9+34), and their **Maxfield** (\$245,000) has 20 (4+16). Spendthrift's **Yaupon** (\$188,777) has 30 in the first two books (3+27).

There are now 4,416 yearlings catalogued for the entire sale, 201 more (+5%) than last year. Seven sires have 85+ yearlings catalogued. Not This Time has the highest representation with 120 catalogued (74 in Week 1 + 46 in Week 2). First-crop sire Charlatan (62+55) is right behind with 117 total, followed by another first-year sire in Yaupon (30+68), with 98. **Maclean's Music** (19+77) has 96 catalogued, and also with 85+ are Gun Runner (82+9) with 91 and **Liam's Map** (27+59) and **Twirling Candy** (23+63), with 86 each.

The last two editions of Keeneland September have grossed over \$400-million, in 2023 after adding in 130 Private sales to the total. Saratoga was up 9.5% in both gross and average and Fasig-Tipton's three yearling sales combined were up \$2-million in gross (to \$118,617,000) in spite of 15% fewer having been catalogued at the July Yearling and NY-Bred sales for an average gain of over 20%. With a slightly smaller number catalogued to Book 1 this year, a Book 1 gross between \$105-\$110 million would be a good result and they'll certainly be hoping for the total gross to break \$400-million once again.

KEENELAND SEPTEMBER SALE PREVIEW
56 SIRES WITH 32+ CATALOGUED, KEENELAND SEPTEMBER 2024

| SIRE NAME | FCLS | HIS SIRE | ST | 2024 FEE | 2022 FEE | 2024 YRLG | 2023 YRLG | 2023 WNLG | APEX ARI | C | F | TOTAL |
|-------------------|------|--------------------|------|----------|----------|-----------|-----------|-----------|----------|----|----|-------|
| NOT THIS TIME | 2018 | GIANT'S CAUSEWAY | KY | 150,000 | 45,000 | 682,142 | 287,025 | 204,047 | 3.10 | 60 | 60 | 120 |
| CHARLATAN | 2023 | SPEIGHTSTOWN | KY | 50,000 | 50,000 | 441,111 | - | 186,195 | - | 44 | 73 | 117 |
| YAUPON | 2023 | UNCLE MO | KY | 25,000 | 30,000 | 188,777 | - | 127,702 | - | 54 | 44 | 98 |
| MACLEAN'S MUSIC | 2014 | DISTORTED HUMOR | KY | 40,000 | 50,000 | 254,000 | 118,739 | 121,227 | 1.27 | 49 | 47 | 96 |
| GUN RUNNER | 2019 | CANDY RIDE | KY | 250,000 | 125,000 | 760,416 | 365,783 | 385,000 | 4.22 | 47 | 44 | 91 |
| LIAM'S MAP | 2017 | UNBRIDLED'S SONG | KY | 40,000 | 40,000 | 173,636 | 124,024 | 88,898 | 2.01 | 44 | 42 | 86 |
| TWIRLING CANDY | 2013 | CANDY RIDE | KY | 60,000 | 60,000 | 235,650 | 160,064 | 89,890 | 1.73 | 42 | 44 | 86 |
| AUTHENTIC | 2022 | INTO MISCHIEF | KY | 50,000 | 70,000 | 144,285 | 286,076 | 100,615 | - | 37 | 44 | 81 |
| MCKINZIE | 2022 | STREET SENSE | KY | 30,000 | 30,000 | 169,000 | 149,157 | 67,911 | - | 39 | 42 | 81 |
| MUNNINGS | 2012 | SPEIGHTSTOWN | KY | 75,000 | 85,000 | 342,777 | 197,070 | 186,388 | 1.92 | 46 | 35 | 81 |
| OMAHA BEACH | 2021 | WAR FRONT | KY | 40,000 | 30,000 | 220,625 | 156,508 | 74,467 | 2.70 | 43 | 38 | 81 |
| ESSENTIAL QUALITY | 2023 | TAPIT | KY | 65,000 | 75,000 | 350,146 | - | 213,375 | - | 45 | 34 | 79 |
| SILVER STATE | 2023 | HARD SPUN | KY | 15,000 | 20,000 | 50,000 | - | 38,172 | 1.13 | 47 | 32 | 79 |
| MAXFIELD | 2023 | STREET SENSE | KY | 35,000 | 40,000 | 245,000 | - | 148,312 | - | 37 | 40 | 77 |
| CONSTITUTION | 2017 | TAPIT | KY | 110,000 | 85,000 | 490,714 | 281,125 | 269,000 | 2.82 | 36 | 39 | 75 |
| INTO MISCHIEF | 2010 | HARLAN'S HOLIDAY | KY | 250,000 | 250,000 | 815,909 | 697,855 | 597,032 | 2.95 | 40 | 34 | 74 |
| PRACTICAL JOKE | 2019 | INTO MISCHIEF | KY | 45,000 | 35,000 | 184,583 | 153,807 | 91,258 | 1.93 | 38 | 36 | 74 |
| NYQUIST | 2018 | UNCLE MO | KY | 85,000 | 55,000 | 445,833 | 192,749 | 129,833 | 1.94 | 30 | 40 | 70 |
| BOLT D'ORO | 2020 | MEDAGLIA D'ORO | KY | 60,000 | 20,000 | 109,000 | 113,218 | 93,068 | 1.84 | 39 | 29 | 68 |
| TIZ THE LAW | 2022 | CONSTITUTION | KY | 20,000 | 35,000 | 96,183 | 99,835 | 45,224 | - | 34 | 32 | 66 |
| UNCLE MO | 2013 | INDIAN CHARLIE | KY | 150,000 | 160,000 | 405,714 | 335,900 | 326,500 | 2.68 | 38 | 25 | 63 |
| KNICKS GO | 2023 | PAYNTER | KY | 15,000 | 30,000 | 59,055 | - | 56,206 | - | 30 | 32 | 62 |
| MENDELSSOHN | 2020 | SCAT DADDY | KY | 15,000 | 35,000 | 62,063 | 57,300 | 26,326 | 0.57 | 25 | 36 | 61 |
| CURLIN | 2010 | SMART STRIKE | KY | 250,000 | 175,000 | 840,833 | 542,473 | 389,250 | 3.47 | 25 | 34 | 59 |
| JUSTIFY | 2020 | SCAT DADDY | KY | 300,000 | 100,000 | 559,630 | 290,942 | 303,333 | 4.93 | 30 | 29 | 59 |
| CONNECT | 2019 | CURLIN | KY | 15,000 | 25,000 | 116,714 | 45,774 | 18,930 | 1.35 | 35 | 23 | 58 |
| UPSTART | 2018 | FLATTER | KY | 30,000 | 10,000 | 145,000 | 42,071 | 59,937 | 1.48 | 31 | 27 | 58 |
| INDEPENDENCE HALL | 2023 | CONSTITUTION | KY | 10,000 | 10,000 | 100,625 | - | 31,721 | - | 31 | 25 | 56 |
| CITY OF LIGHT | 2020 | QUALITY ROAD | KY | 35,000 | 60,000 | 221,000 | 126,269 | 101,333 | 2.34 | 26 | 28 | 54 |
| QUALITY ROAD | 2012 | ELUSIVE QUALITY | KY | 200,000 | 150,000 | 399,375 | 389,359 | 236,428 | 2.11 | 25 | 29 | 54 |
| IMPROBABLE | 2022 | CITY ZIP | DEAD | 15,000 | 35,000 | 58,500 | 70,637 | 27,727 | - | 19 | 34 | 53 |
| GOOD MAGIC | 2020 | CURLIN | KY | 125,000 | 30,000 | 438,333 | 217,390 | 139,115 | 2.77 | 24 | 27 | 51 |
| STREET SENSE | 2009 | STREET CRY | KY | 60,000 | 75,000 | 269,000 | 160,770 | 170,000 | 1.98 | 25 | 26 | 51 |
| TACITUS | 2023 | TAPIT | KY | 10,000 | 10,000 | 98,666 | - | 31,614 | - | 24 | 27 | 51 |
| AMERICAN PHAROAH | 2017 | PIONEEROF THE NILE | KY | 50,000 | 80,000 | 202,500 | 206,558 | 105,840 | 2.07 | 28 | 22 | 50 |
| VOLATILE | 2022 | VIOLENCE | KY | 15,000 | 15,000 | 40,333 | 125,431 | 39,411 | - | 28 | 22 | 50 |
| VEKOMA | 2022 | CANDY RIDE | KY | 15,000 | 17,500 | 268,200 | 98,432 | 54,652 | - | 17 | 32 | 49 |
| VINO ROSSO | 2021 | CURLIN | KY | 20,000 | 20,000 | - | 55,558 | 53,500 | 1.28 | 22 | 26 | 48 |
| ROCK YOUR WORLD | 2023 | CANDY RIDE | KY | 7,500 | 10,000 | 51,583 | - | 21,925 | - | 15 | 31 | 46 |
| WAR OF WILL | 2022 | WAR FRONT | KY | 25,000 | 25,000 | 83,750 | 117,202 | 26,888 | - | 18 | 28 | 46 |
| BLAME | 2012 | ARCH | KY | 25,000 | 20,000 | 107,400 | 94,442 | 42,900 | 1.75 | 25 | 20 | 45 |
| CANDY RIDE | 2006 | RIDE THE RAILS | KY | 75,000 | 75,000 | 231,250 | 200,657 | 120,625 | 2.34 | 26 | 17 | 43 |
| HARD SPUN | 2009 | DANZIG | KY | 35,000 | 35,000 | 100,000 | 107,260 | 63,055 | 1.35 | 21 | 20 | 41 |
| MITOLE | 2021 | ESKENDEREYA | KY | 15,000 | 15,000 | 101,825 | 48,423 | 46,146 | 1.10 | 23 | 18 | 41 |
| VIOLENCE | 2015 | MEDAGLIA D'ORO | KY | 40,000 | 25,000 | 179,500 | 121,642 | 76,853 | 1.34 | 21 | 20 | 41 |
| BEAU LIAM | 2023 | LIAM'S MAP | KY | 6,000 | 6,000 | 80,750 | - | 28,828 | - | 24 | 16 | 40 |
| TAPIT | 2006 | PULPIT | KY | 185,000 | 185,000 | 835,000 | 422,833 | 201,666 | 3.04 | 22 | 18 | 40 |
| KNOWN AGENDA | 2023 | CURLIN | KY | 7,500 | 10,000 | 55,000 | - | 17,116 | - | 17 | 22 | 39 |
| ARMY MULE | 2020 | FRIESAN FIRE | KY | 25,000 | 7,500 | 181,250 | 96,650 | 53,166 | 1.29 | 20 | 18 | 38 |
| MEDAGLIA D'ORO | 2006 | EL PRADO | KY | 75,000 | 100,000 | 516,666 | 248,371 | 154,000 | 2.72 | 18 | 20 | 38 |
| AUDIBLE | 2021 | INTO MISCHIEF | KY | 15,000 | 22,500 | 80,000 | 45,178 | 22,475 | 2.32 | 19 | 18 | 37 |
| CARAVAGGIO | 2019 | SCAT DADDY | JPN | - | 35,000 | 78,500 | 61,386 | 26,900 | 2.56 | 16 | 19 | 35 |
| COMPLEXITY | 2022 | MACLEAN'S MUSIC | KY | 12,500 | 12,500 | 111,250 | 91,081 | 30,775 | - | 18 | 16 | 34 |
| MIDSHIPMAN | 2012 | UNBRIDLED'S SONG | KY | 15,000 | 10,000 | 40,000 | 36,279 | 31,468 | 1.23 | 16 | 17 | 33 |
| GAME WINNER | 2022 | CANDY RIDE | KY | 20,000 | 30,000 | 91,400 | 95,772 | 35,357 | - | 16 | 16 | 32 |
| MAXIMUS MISCHIEF | 2021 | INTO MISCHIEF | KY | 25,000 | 7,500 | 27,500 | 47,312 | 28,353 | 1.68 | 19 | 13 | 32 |

KEENELAND SEPTEMBER SALE PREVIEW
56 SIRES WITH 2+ CATALOGUED TO BOOK 1&2, KEENELAND SEPTEMBER 2024

| SIRE NAME | FFLS | HIS SIRE | ST | 2024 FEE | 2022 FEE | 2024 YRLG | 2023 YRLG | 2023 WNLG | APEX ARI | BK 1 | BK 2 | BK 1&2 | BK 3+ | TOT |
|-------------------|------|--------------------|------|----------|----------|-----------|-----------|-----------|----------|------|------|--------|-------|-----|
| GUN RUNNER | 2019 | CANDY RIDE | KY | 250,000 | 125,000 | 760,416 | 365,783 | 385,000 | 4.22 | 40 | 42 | 82 | 9 | 91 |
| NOT THIS TIME | 2018 | GIANT'S CAUSEWAY | KY | 150,000 | 45,000 | 682,142 | 287,025 | 204,047 | 3.10 | 28 | 46 | 74 | 46 | 120 |
| INTO MISCHIEF | 2010 | HARLAN'S HOLIDAY | KY | 250,000 | 250,000 | 815,909 | 697,855 | 597,032 | 2.95 | 47 | 18 | 65 | 9 | 74 |
| CHARLATAN | 2023 | SPEIGHTSTOWN | KY | 50,000 | 50,000 | 441,111 | - | 186,195 | - | 16 | 46 | 62 | 55 | 117 |
| CURLIN | 2010 | SMART STRIKE | KY | 250,000 | 175,000 | 840,833 | 542,473 | 389,250 | 3.47 | 32 | 19 | 51 | 8 | 59 |
| JUSTIFY | 2020 | SCAT DADDY | KY | 300,000 | 100,000 | 559,630 | 290,942 | 303,333 | 4.93 | 20 | 31 | 51 | 8 | 59 |
| UNCLE MO | 2013 | INDIAN CHARLIE | KY | 150,000 | 160,000 | 405,714 | 335,900 | 326,500 | 2.68 | 20 | 31 | 51 | 12 | 63 |
| CONSTITUTION | 2017 | TAPIT | KY | 110,000 | 85,000 | 490,714 | 281,125 | 269,000 | 2.82 | 15 | 34 | 49 | 26 | 75 |
| ESSENTIAL QUALITY | 2023 | TAPIT | KY | 65,000 | 75,000 | 350,146 | - | 213,375 | - | 9 | 34 | 43 | 36 | 79 |
| MUNNINGS | 2012 | SPEIGHTSTOWN | KY | 75,000 | 85,000 | 342,777 | 197,070 | 186,388 | 1.92 | 9 | 29 | 38 | 43 | 81 |
| QUALITY ROAD | 2012 | ELUSIVE QUALITY | KY | 200,000 | 150,000 | 399,375 | 389,359 | 236,428 | 2.11 | 19 | 16 | 35 | 19 | 54 |
| TAPIT | 2006 | PULPIT | KY | 185,000 | 185,000 | 835,000 | 422,833 | 201,666 | 3.04 | 19 | 11 | 30 | 10 | 40 |
| YAUPON | 2023 | UNCLE MO | KY | 25,000 | 30,000 | 188,777 | - | 127,702 | - | 3 | 27 | 30 | 68 | 98 |
| NYQUIST | 2018 | UNCLE MO | KY | 85,000 | 55,000 | 445,833 | 192,749 | 129,833 | 1.94 | 8 | 21 | 29 | 41 | 70 |
| AUTHENTIC | 2022 | INTO MISCHIEF | KY | 50,000 | 70,000 | 144,285 | 286,076 | 100,615 | - | 3 | 26 | 29 | 52 | 81 |
| LIAM'S MAP | 2017 | UNBRIDLED'S SONG | KY | 40,000 | 40,000 | 173,636 | 124,024 | 88,898 | 2.01 | 3 | 24 | 27 | 59 | 86 |
| MEDAGLIA D'ORO | 2006 | EL PRADO | KY | 75,000 | 100,000 | 516,666 | 248,371 | 154,000 | 2.72 | 6 | 20 | 26 | 12 | 38 |
| GOOD MAGIC | 2020 | CURLIN | KY | 125,000 | 30,000 | 438,333 | 217,390 | 139,115 | 2.77 | 7 | 16 | 23 | 28 | 51 |
| TWIRLING CANDY | 2013 | CANDY RIDE | KY | 60,000 | 60,000 | 235,650 | 160,064 | 89,890 | 1.73 | 3 | 20 | 23 | 63 | 86 |
| PRACTICAL JOKE | 2019 | INTO MISCHIEF | KY | 45,000 | 35,000 | 184,583 | 153,807 | 91,258 | 1.93 | 1 | 21 | 22 | 52 | 74 |
| MAXFIELD | 2023 | STREET SENSE | KY | 35,000 | 40,000 | 245,000 | - | 148,312 | - | 4 | 16 | 20 | 57 | 77 |
| AMERICAN PHAROAH | 2017 | PIONEEROF THE NILE | KY | 50,000 | 80,000 | 202,500 | 206,558 | 105,840 | 2.07 | 3 | 16 | 19 | 31 | 50 |
| MACLEAN'S MUSIC | 2014 | DISTORTED HUMOR | KY | 40,000 | 50,000 | 254,000 | 118,739 | 121,227 | 1.27 | 1 | 18 | 19 | 77 | 96 |
| CANDY RIDE | 2006 | RIDE THE RAILS | KY | 75,000 | 75,000 | 231,250 | 200,657 | 120,625 | 2.34 | 5 | 13 | 18 | 25 | 43 |
| STREET SENSE | 2009 | STREET CRY | KY | 60,000 | 75,000 | 269,000 | 160,770 | 170,000 | 1.98 | 3 | 13 | 16 | 35 | 51 |
| OMAHA BEACH | 2021 | WAR FRONT | KY | 40,000 | 30,000 | 220,625 | 156,508 | 74,467 | 2.70 | 0 | 14 | 14 | 67 | 81 |
| BOLT D'ORO | 2020 | MEDAGLIA D'ORO | KY | 60,000 | 20,000 | 109,000 | 113,218 | 93,068 | 1.84 | 1 | 11 | 12 | 56 | 68 |
| MCKINZIE | 2022 | STREET SENSE | KY | 30,000 | 30,000 | 169,000 | 149,157 | 67,911 | - | 0 | 12 | 12 | 69 | 81 |
| WAR FRONT | 2008 | DANZIG | KY | 100,000 | 100,000 | 155,000 | 220,682 | 100,000 | 3.07 | 5 | 5 | 10 | 7 | 17 |
| NO NAY NEVER | 2016 | SCAT DADDY | IRE | 150,000 | 125,000 | 312,500 | 212,837 | 162,215 | 2.04 | 2 | 8 | 10 | 0 | 10 |
| CITY OF LIGHT | 2020 | QUALITY ROAD | KY | 35,000 | 60,000 | 221,000 | 126,269 | 101,333 | 2.34 | 0 | 9 | 9 | 45 | 54 |
| SPEIGHTSTOWN | 2006 | GONE WEST | DEAD | - | 90,000 | 468,750 | 285,500 | 121,333 | 2.53 | 0 | 9 | 9 | 14 | 23 |
| KNICKS GO | 2023 | PAYNTER | KY | 15,000 | 30,000 | 59,055 | - | 56,206 | - | 2 | 5 | 7 | 55 | 62 |
| MORE THAN READY | 2002 | SOUTHERN HALO | DEAD | - | 50,000 | 175,000 | 97,153 | 110,666 | 1.60 | 2 | 5 | 7 | 22 | 29 |
| OSCAR PERFORMANCE | 2020 | KITTEN'S JOY | KY | 25,000 | 15,000 | 260,000 | 79,959 | 52,000 | 3.50 | 1 | 4 | 5 | 12 | 17 |
| UPSTART | 2018 | FLATTER | KY | 30,000 | 10,000 | 145,000 | 42,071 | 59,937 | 1.48 | 1 | 4 | 5 | 53 | 58 |
| TIZ THE LAW | 2022 | CONSTITUTION | KY | 20,000 | 35,000 | 96,183 | 99,835 | 45,224 | - | 0 | 5 | 5 | 61 | 66 |
| VIOLENCE | 2015 | MEDAGLIA D'ORO | KY | 40,000 | 25,000 | 179,500 | 121,642 | 76,853 | 1.34 | 0 | 5 | 5 | 36 | 41 |
| WOOTTON BASSETT | 2013 | IFFRAAJ | IRE | 200,000 | 150,000 | - | 319,544 | 258,439 | 2.96 | 3 | 1 | 4 | 0 | 4 |
| COMPLEXITY | 2022 | MACLEAN'S MUSIC | KY | 12,500 | 12,500 | 111,250 | 91,081 | 30,775 | - | 1 | 3 | 4 | 30 | 34 |
| SILVER STATE | 2023 | HARD SPUN | KY | 15,000 | 20,000 | 50,000 | - | 38,172 | 1.13 | 1 | 3 | 4 | 75 | 79 |
| VEKOMA | 2022 | CANDY RIDE | KY | 15,000 | 17,500 | 268,200 | 98,432 | 54,652 | - | 0 | 4 | 4 | 45 | 49 |
| ARMY MULE | 2020 | FRIESAN FIRE | KY | 25,000 | 7,500 | 181,250 | 96,650 | 53,166 | 1.29 | 1 | 2 | 3 | 35 | 38 |
| GHOSTZAPPER | 2007 | AWESOME AGAIN | KY | 75,000 | 75,000 | 1,200,000 | 170,590 | 97,666 | 2.38 | 0 | 3 | 3 | 18 | 21 |
| HARD SPUN | 2009 | DANZIG | KY | 35,000 | 35,000 | 100,000 | 107,260 | 63,055 | 1.35 | 0 | 3 | 3 | 38 | 41 |
| KINGMAN | 2016 | INVINCIBLE SPIRIT | ENG | 125,000 | 150,000 | - | 407,286 | 294,135 | 2.72 | 1 | 1 | 2 | 0 | 2 |
| KITTEN'S JOY | 2007 | EL PRADO | DEAD | - | 50,000 | 180,000 | 101,412 | 23,332 | 1.11 | 1 | 1 | 2 | 19 | 21 |
| BLAME | 2012 | ARCH | KY | 25,000 | 20,000 | 107,400 | 94,442 | 42,900 | 1.75 | 0 | 2 | 2 | 43 | 45 |
| FLAMEAWAY | 2021 | SCAT DADDY | KY | 25,000 | 7,500 | 11,500 | 44,950 | 16,950 | 1.06 | 0 | 2 | 2 | 14 | 16 |
| FLATTER | 2005 | A.P. INDY | DEAD | - | 35,000 | 40,000 | 73,695 | 10,500 | 1.27 | 0 | 2 | 2 | 13 | 15 |
| GAME WINNER | 2022 | CANDY RIDE | KY | 20,000 | 30,000 | 91,400 | 95,772 | 35,357 | - | 0 | 2 | 2 | 30 | 32 |
| GIRVIN | 2020 | TALE OF EKATI | KY | 30,000 | 6,000 | 95,000 | 92,411 | 63,222 | 2.40 | 0 | 2 | 2 | 10 | 12 |
| INSTAGRAND | 2022 | INTO MISCHIEF | KY | 7,500 | 7,500 | 37,000 | 48,949 | 20,525 | - | 0 | 2 | 2 | 20 | 22 |
| MITOLE | 2021 | ESKENDEREYA | KY | 15,000 | 15,000 | 101,825 | 48,423 | 46,146 | 1.10 | 0 | 2 | 2 | 39 | 41 |
| TACITUS | 2023 | TAPIT | KY | 10,000 | 10,000 | 98,666 | - | 31,614 | - | 0 | 2 | 2 | 49 | 51 |

[Click here for to see the full data table for Keeneland September Sale Preview](#)

EUROPEAN YEARLING SALES PREVIEW

53 SIRES WITH 9+ CATALOGUED, GOFFS ORBY / TATTERSALLS OCTOBER BOOKS 1 & 2

| SIRE NAME | FFLS | HIS SIRE | ST | 2024 FEE | 2022 FEE | 2023 YRLG | APEX ARI | ORBY 1 | OCT 1 | OCT 2 | ALL YRLG |
|---------------------|------|-------------------|-----|----------|----------|-----------|----------|--------|-------|-------|----------|
| MEHMAS | 2018 | ACCLAMATION | IRE | 50,000 | 50,000 | 93,032 | 1.71 | 27 | 19 | 34 | 80 |
| DARK ANGEL | 2009 | ACCLAMATION | IRE | 60,000 | 60,000 | 100,241 | 1.84 | 19 | 17 | 26 | 62 |
| LOPE DE VEGA | 2012 | SHAMARDAL | IRE | 125,000 | 125,000 | 282,726 | 2.41 | 15 | 29 | 16 | 60 |
| NEW BAY | 2018 | DUBAWI | IRE | 75,000 | 37,500 | 131,360 | 2.93 | 19 | 11 | 30 | 60 |
| STARSPANGLED BANNER | 2012 | CHOISIR | IRE | 45,000 | 35,000 | 90,355 | 1.45 | 27 | 6 | 26 | 59 |
| NIGHT OF THUNDER | 2017 | DUBAWI | IRE | 100,000 | 75,000 | 228,772 | 2.30 | 9 | 26 | 22 | 57 |
| SEA THE STARS | 2011 | CAPE CROSS | IRE | 200,000 | 150,000 | 255,511 | 3.25 | 16 | 22 | 18 | 56 |
| WOOTTON BASSETT | 2013 | IFFRAAJ | IRE | 200,000 | 150,000 | 319,544 | 2.96 | 19 | 23 | 13 | 55 |
| BLUE POINT | 2021 | SHAMARDAL | IRE | 60,000 | 40,000 | 181,495 | 1.57 | 14 | 16 | 24 | 54 |
| CAMELOT | 2015 | MONTJEU | IRE | 50,000 | 75,000 | 137,836 | 2.56 | 18 | 13 | 23 | 54 |
| ST MARK'S BASILICA | 2023 | SIYOUNI | IRE | 50,000 | 65,000 | - | - | 19 | 16 | 17 | 52 |
| PALACE PIER | 2023 | KINGMAN | ENG | 45,000 | 55,000 | - | - | 7 | 14 | 30 | 51 |
| NO NAY NEVER | 2016 | SCAT DADDY | IRE | 150,000 | 125,000 | 212,837 | 2.04 | 19 | 17 | 14 | 50 |
| TOO DARN HOT | 2021 | DUBAWI | ENG | 65,000 | 45,000 | 140,033 | 2.45 | 2 | 17 | 27 | 46 |
| GHAIIYATH | 2022 | DUBAWI | IRE | 25,000 | 25,000 | 157,522 | - | 12 | 8 | 21 | 41 |
| KINGMAN | 2016 | INVINCIBLE SPIRIT | ENG | 125,000 | 150,000 | 407,286 | 2.72 | 5 | 26 | 7 | 38 |
| STARMAN | 2023 | DUTCH ART | IRE | 10,000 | 17,500 | - | - | 13 | 8 | 15 | 36 |
| PINATUBO | 2022 | SHAMARDAL | ENG | 35,000 | 35,000 | 183,677 | - | 2 | 8 | 25 | 35 |
| SPACE BLUES | 2023 | DUBAWI | IRE | 16,000 | 17,500 | - | - | 14 | 2 | 19 | 35 |
| FRANKEL | 2014 | GALILEO | ENG | 350,000 | 200,000 | 664,321 | 4.52 | 8 | 25 | 0 | 33 |
| HAVANA GREY | 2020 | HAVANA GOLD | ENG | 55,000 | 6,000 | 118,062 | 2.20 | 9 | 8 | 15 | 32 |
| SHOWCASING | 2012 | OASIS DREAM | ENG | 45,000 | 45,000 | 82,177 | 1.45 | 5 | 6 | 18 | 29 |
| SIOUX NATION | 2020 | SCAT DADDY | IRE | 27,500 | 10,000 | 73,401 | 1.92 | 18 | 3 | 8 | 29 |
| AUSTRALIA | 2016 | GALILEO | IRE | 17,500 | 35,000 | 57,023 | 2.28 | 11 | 5 | 11 | 27 |
| KODI BEAR | 2018 | KODIAC | IRE | 15,000 | 15,000 | 40,527 | 1.85 | 9 | 1 | 17 | 27 |
| ZOUSTAR | 2020 | NORTHERN METEOR | AUS | PVT | 25,000 | 47,462 | 0.63 | 6 | 1 | 18 | 25 |
| DUBAWI | 2007 | DUBAI MILLENNIUM | ENG | 350,000 | 250,000 | 726,278 | 5.07 | 1 | 21 | 1 | 23 |
| SEA THE MOON | 2016 | SEA THE STARS | ENG | 32,500 | 25,000 | 85,639 | 2.02 | 6 | 1 | 16 | 23 |
| ACCLAMATION-GB | 2005 | ROYAL APPLAUSE | IRE | 25,000 | 27,500 | 65,013 | 1.38 | 8 | 2 | 11 | 21 |
| ARDAD | 2019 | KODIAC | ENG | 12,500 | 12,500 | 31,293 | 0.68 | 3 | 0 | 18 | 21 |
| OASIS DREAM | 2005 | GREEN DESERT | ENG | 15,000 | 20,000 | 68,789 | 1.00 | 6 | 3 | 11 | 20 |
| SUPREMACY | 2023 | MEHMAS | IRE | 10,000 | 12,500 | - | - | 6 | 4 | 10 | 20 |
| LUCKY VEGA | 2023 | LOPE DE VEGA | IRE | 12,500 | 15,000 | - | - | 12 | 2 | 5 | 19 |
| INVINCIBLE SPIRIT | 2004 | GREEN DESERT | IRE | Private | 60,000 | 91,705 | 1.64 | 6 | 2 | 10 | 18 |
| CHURCHILL | 2019 | GALILEO | IRE | 30,000 | 25,000 | 80,058 | 1.70 | 11 | 2 | 4 | 17 |
| EARTHLIGHT | 2022 | SHAMARDAL | IRE | 15,000 | 18,000 | 108,586 | - | 6 | 2 | 9 | 17 |
| SERGEI PROKOFIEV | 2022 | SCAT DADDY | ENG | 6,000 | 6,000 | 47,869 | - | 5 | 2 | 9 | 16 |
| KODIAC | 2008 | DANEHILL | IRE | 35,000 | 65,000 | 84,521 | 1.06 | 6 | 1 | 8 | 15 |
| LOPE Y FERNANDEZ | 2023 | LOPE DE VEGA | ENG | 8,500 | 8,500 | - | - | 3 | 2 | 10 | 15 |
| ZARAK | 2019 | DUBAWI | FR | 60,000 | 25,000 | 81,633 | 4.17 | 1 | 8 | 6 | 15 |
| SIYOUNI | 2012 | PIVOTAL | FR | 200,000 | 140,000 | 323,342 | 1.85 | 3 | 10 | 1 | 14 |
| SOTTSASS | 2022 | SIYOUNI | IRE | 25,000 | 25,000 | 103,442 | - | 6 | 3 | 5 | 14 |
| TEN SOVEREIGNS | 2021 | NO NAY NEVER | IRE | 17,500 | 17,500 | 67,546 | 0.96 | 8 | 0 | 6 | 14 |
| SAXON WARRIOR | 2020 | DEEP IMPACT | IRE | 25,000 | 20,000 | 61,774 | 1.99 | 7 | 1 | 5 | 13 |
| STUDY OF MAN | 2021 | DEEP IMPACT | ENG | 12,500 | 12,500 | 40,003 | 5.65 | 3 | 0 | 9 | 12 |
| ULYSSES | 2019 | GALILEO | ENG | 9,000 | 10,000 | 29,793 | 1.44 | 4 | 4 | 4 | 12 |
| BATED BREATH | 2014 | DANSILI | ENG | 10,000 | 15,000 | 59,449 | 1.32 | 4 | 1 | 6 | 11 |
| GALIWAY | 2017 | GALILEO | FR | 30,000 | 30,000 | 83,291 | 3.30 | 1 | 1 | 9 | 11 |
| MOHAATHER | 2022 | SHOWCASING | ENG | 12,500 | 15,000 | 58,574 | - | 2 | 0 | 9 | 11 |
| TEOFILO | 2009 | GALILEO | IRE | 30,000 | 30,000 | 154,133 | 2.87 | 3 | 3 | 4 | 10 |
| GLENEAGLES | 2017 | GALILEO | IRE | 17,500 | 15,000 | 74,165 | 2.02 | 3 | 1 | 5 | 9 |
| KAMEKO | 2022 | KITTEN'S JOY | ENG | 15,000 | 20,000 | 70,292 | - | 2 | 2 | 5 | 9 |
| NATHANIEL | 2014 | GALILEO | ENG | 17,500 | 15,000 | 93,581 | 1.69 | 0 | 1 | 8 | 9 |

[Click here for to see the full data table for Goffs Orby / Tattersalls October books 1&2 preview](#)

SECTION 2: SIRE SALES AVERAGES

YEARLING AVERAGES, 54 SIRES WITH 2+ SOLD, \$90K+ AVG PRICE

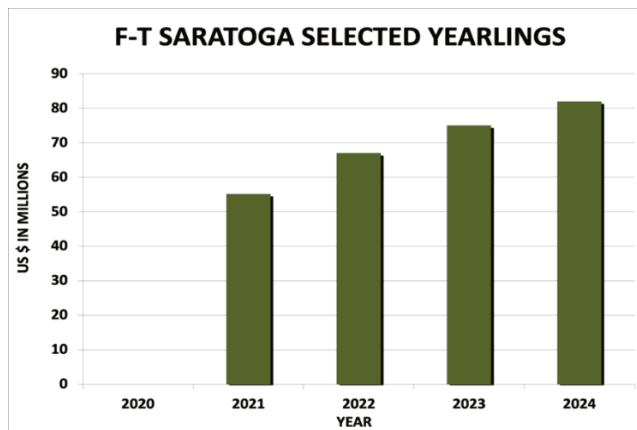
Thru August 13, 2024- Sires with 2 or more yearlings sold 90k+ average

| SIRE NAME | YOB | HIS SIRE | FFLS | ST | 2024 FEE | 2022 FEE | # RING | # SOLD | US\$ AVG | US\$ MED | '23 US\$ AVG |
|--------------------|------|--------------------|------|------|----------|----------|--------|--------|----------|----------|--------------|
| CURLIN | 2004 | SMART STRIKE | 2010 | KY | 250,000 | 175,000 | 7 | 6 | 840,833 | 750,000 | 542,473 |
| TAPIT | 2001 | PULPIT | 2006 | KY | 185,000 | 185,000 | 4 | 4 | 835,000 | 675,000 | 422,833 |
| INTO MISCHIEF | 2005 | HARLAN'S HOLIDAY | 2010 | KY | 250,000 | 250,000 | 17 | 11 | 815,909 | 700,000 | 697,855 |
| GUN RUNNER | 2013 | CANDY RIDE | 2019 | KY | 250,000 | 125,000 | 13 | 12 | 760,416 | 525,000 | 365,783 |
| NOT THIS TIME | 2014 | GIANT'S CAUSEWAY | 2018 | KY | 150,000 | 45,000 | 17 | 14 | 682,142 | 410,000 | 287,025 |
| JUSTIFY | 2015 | SCAT DADDY | 2020 | KY | 300,000 | 100,000 | 8 | 5 | 559,630 | 400,000 | 290,942 |
| MEDAGLIA D'ORO | 1999 | EL PRADO | 2006 | KY | 75,000 | 100,000 | 4 | 3 | 516,666 | 400,000 | 248,371 |
| CONSTITUTION | 2011 | TAPIT | 2017 | KY | 110,000 | 85,000 | 7 | 7 | 490,714 | 500,000 | 281,125 |
| SPEIGHTSTOWN | 1998 | GONE WEST | 2006 | DEAD | - | 90,000 | 5 | 4 | 468,750 | 412,500 | 285,500 |
| NYQUIST | 2013 | UNCLE MO | 2018 | KY | 85,000 | 55,000 | 9 | 6 | 445,833 | 487,500 | 192,749 |
| CHARLATAN | 2017 | SPEIGHTSTOWN | 2023 | KY | 50,000 | 50,000 | 10 | 9 | 441,111 | 375,000 | - |
| GOOD MAGIC | 2015 | CURLIN | 2020 | KY | 125,000 | 30,000 | 13 | 9 | 438,333 | 425,000 | 217,390 |
| UNCLE MO | 2008 | INDIAN CHARLIE | 2013 | KY | 150,000 | 160,000 | 10 | 7 | 405,714 | 425,000 | 335,900 |
| QUALITY ROAD | 2006 | ELUSIVE QUALITY | 2012 | KY | 200,000 | 150,000 | 11 | 8 | 399,375 | 350,000 | 389,359 |
| ESSENTIAL QUALITY | 2018 | TAPIT | 2023 | KY | 65,000 | 75,000 | 9 | 8 | 350,146 | 385,000 | - |
| MUNNINGS | 2006 | SPEIGHTSTOWN | 2012 | KY | 75,000 | 85,000 | 14 | 9 | 342,777 | 275,000 | 197,070 |
| NO NAY NEVER | 2011 | SCAT DADDY | 2016 | IRE | 150,000 | 125,000 | 2 | 2 | 312,500 | 312,500 | 212,837 |
| ST MARK'S BASILICA | 2018 | SIYOUNI | 2023 | IRE | 50,000 | 65,000 | 2 | 2 | 272,386 | 272,386 | - |
| STREET SENSE | 2004 | STREET CRY | 2009 | KY | 60,000 | 75,000 | 5 | 4 | 269,000 | 247,500 | 160,770 |
| VEKOMA | 2017 | CANDY RIDE | 2022 | KY | 15,000 | 17,500 | 5 | 5 | 268,200 | 300,000 | 98,432 |
| OSCAR PERFORMANCE | 2014 | KITTEN'S JOY | 2020 | KY | 25,000 | 15,000 | 5 | 4 | 260,000 | 240,000 | 82,242 |
| MACLEAN'S MUSIC | 2008 | DISTORTED HUMOR | 2014 | KY | 40,000 | 50,000 | 11 | 10 | 254,000 | 205,000 | 118,739 |
| MAXFIELD | 2017 | STREET SENSE | 2023 | KY | 35,000 | 40,000 | 11 | 8 | 245,000 | 240,000 | - |
| TWIRLING CANDY | 2007 | CANDY RIDE | 2013 | KY | 60,000 | 60,000 | 12 | 10 | 235,650 | 160,000 | 160,064 |
| CANDY RIDE | 1999 | RIDE THE RAILS | 2006 | KY | 75,000 | 75,000 | 6 | 4 | 231,250 | 262,500 | 200,657 |
| CITY OF LIGHT | 2014 | QUALITY ROAD | 2020 | KY | 35,000 | 60,000 | 5 | 5 | 221,000 | 220,000 | 126,269 |
| OMAHA BEACH | 2016 | WAR FRONT | 2021 | KY | 40,000 | 30,000 | 9 | 8 | 220,625 | 165,000 | 156,508 |
| AMERICAN PHAROAH | 2012 | PIONEEROF THE NILE | 2017 | KY | 50,000 | 80,000 | 5 | 4 | 202,500 | 210,000 | 206,558 |
| MIDNIGHT LUTE | 2003 | REAL QUIET | 2010 | KY | 10,000 | 15,000 | 2 | 2 | 190,000 | 190,000 | 48,923 |
| YAUPON | 2017 | UNCLE MO | 2023 | KY | 25,000 | 30,000 | 29 | 27 | 188,777 | 185,000 | - |
| PRACTICAL JOKE | 2014 | INTO MISCHIEF | 2019 | KY | 45,000 | 35,000 | 14 | 12 | 184,583 | 157,500 | 153,807 |
| ARMY MULE | 2014 | FRIESAN FIRE | 2020 | KY | 25,000 | 7,500 | 4 | 4 | 181,250 | 162,500 | 96,650 |
| VIOLENCE | 2010 | MEDAGLIA D'ORO | 2015 | KY | 40,000 | 25,000 | 9 | 6 | 179,500 | 138,500 | 121,642 |
| MORE THAN READY | 1997 | SOUTHERN HALO | 2002 | DEAD | - | 50,000 | 3 | 2 | 175,000 | 175,000 | 97,153 |
| LIAM'S MAP | 2011 | UNBRIDLED'S SONG | 2017 | KY | 40,000 | 40,000 | 11 | 11 | 173,636 | 190,000 | 124,024 |
| MCKINZIE | 2015 | STREET SENSE | 2022 | KY | 30,000 | 30,000 | 16 | 15 | 169,000 | 135,000 | 149,157 |
| GALILEAN | 2016 | UNCLE MO | 2023 | NY | 3,500 | 7,000 | 3 | 3 | 158,333 | 160,000 | - |
| WAR FRONT | 2002 | DANZIG | 2008 | KY | 100,000 | 100,000 | 3 | 2 | 155,000 | 155,000 | 220,682 |
| RAGING BULL | 2015 | DARK ANGEL | 2023 | KY | 10,000 | 10,000 | 8 | 4 | 147,500 | 77,500 | - |
| UPSTART | 2012 | FLATTER | 2018 | KY | 30,000 | 10,000 | 4 | 2 | 145,000 | 145,000 | 42,071 |
| AUTHENTIC | 2017 | INTO MISCHIEF | 2022 | KY | 50,000 | 70,000 | 10 | 7 | 144,285 | 120,000 | 286,076 |
| CONNECT | 2013 | CURLIN | 2019 | KY | 15,000 | 25,000 | 8 | 7 | 116,714 | 50,000 | 45,774 |
| COMPLEXITY | 2016 | MACLEAN'S MUSIC | 2022 | KY | 12,500 | 12,500 | 9 | 8 | 111,250 | 75,000 | 91,081 |
| DAREDEVIL | 2012 | MORE THAN READY | 2017 | KY | 15,000 | 25,000 | 4 | 2 | 110,000 | 110,000 | 53,607 |
| BOLT D'ORO | 2015 | MEDAGLIA D'ORO | 2020 | KY | 60,000 | 20,000 | 13 | 9 | 109,000 | 88,000 | 113,218 |
| FROSTED | 2012 | TAPIT | 2018 | KY | 10,000 | 20,000 | 8 | 4 | 107,500 | 107,500 | 65,475 |
| BLAME | 2006 | ARCH | 2012 | KY | 25,000 | 20,000 | 5 | 5 | 107,400 | 80,000 | 94,442 |
| BY MY STANDARDS | 2016 | GOLDENCENTS | 2023 | KY | 5,000 | 7,500 | 4 | 2 | 103,000 | 103,000 | - |
| MITOLE | 2015 | ESKENDEREYA | 2021 | KY | 15,000 | 15,000 | 13 | 8 | 101,825 | 42,500 | 48,423 |
| INDEPENDENCE HALL | 2017 | CONSTITUTION | 2023 | KY | 10,000 | 10,000 | 10 | 8 | 100,625 | 112,500 | - |
| HARD SPUN | 2004 | DANZIG | 2009 | KY | 35,000 | 35,000 | 5 | 4 | 100,000 | 105,000 | 107,260 |
| TACITUS | 2016 | TAPIT | 2023 | KY | 10,000 | 10,000 | 20 | 15 | 98,666 | 72,000 | - |
| TIZ THE LAW | 2017 | CONSTITUTION | 2022 | KY | 20,000 | 35,000 | 14 | 13 | 96,183 | 100,000 | 99,835 |
| GAME WINNER | 2016 | CANDY RIDE | 2022 | KY | 20,000 | 30,000 | 8 | 5 | 91,400 | 70,000 | 95,772 |

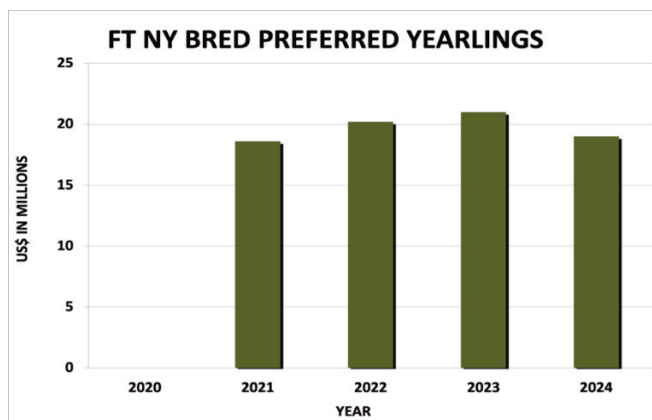
[Click here for to see the complete roster of NA sire yearling averages](#)

SECTION 3: WORLDWIDE SALES TICKER

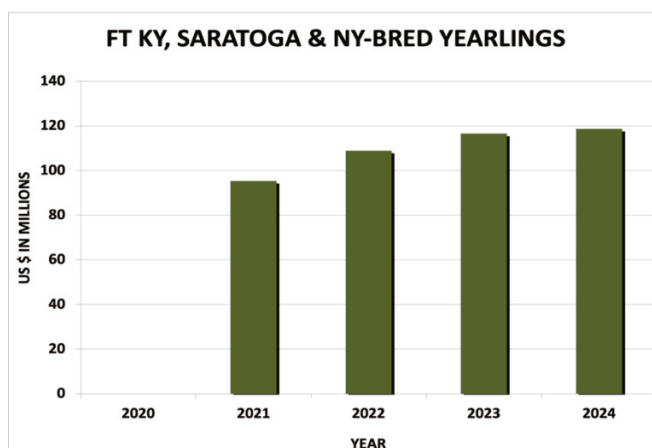
Through August 16, 2024



| YEAR | CAT | RING | SOLD | % W/D | % S/R | % S/C | GROSS \$ | AVG \$ |
|------|-----|------|------|-------|-------|-------|------------|---------|
| 2024 | 240 | 189 | 154 | 21.3% | 81.5% | 64.2% | 82,160,000 | 533,506 |
| 2023 | 235 | 203 | 154 | 13.6% | 75.9% | 65.5% | 75,055,000 | 487,370 |
| 2022 | 216 | 179 | 143 | 17.1% | 79.9% | 66.2% | 66,955,000 | 468,217 |
| 2021 | 210 | 180 | 135 | 14.3% | 75.0% | 64.3% | 55,155,000 | 408,556 |
| 2020 | - | - | - | - | - | - | - | - |



| YEAR | CAT | RING | SOLD | % W/D | % S/R | % S/C | GROSS \$ | AVG \$ |
|------|-----|------|------|-------|-------|-------|------------|---------|
| 2024 | 300 | 251 | 183 | 16.3% | 72.9% | 61.0% | 19,138,000 | 104,579 |
| 2023 | 363 | 300 | 220 | 17.4% | 73.3% | 60.6% | 20,929,000 | 95,132 |
| 2022 | 284 | 233 | 188 | 18.0% | 80.7% | 66.2% | 20,175,000 | 107,314 |
| 2021 | 308 | 258 | 203 | 16.2% | 78.7% | 65.9% | 18,566,500 | 91,461 |
| 2020 | - | - | - | - | - | - | - | - |



| YEAR | CAT | RING | SOLD | % W/D | % S/R | % S/C | GROSS \$ | AVG \$ |
|------|-----|------|------|-------|-------|-------|-------------|---------|
| 2024 | 826 | 671 | 491 | 18.8% | 73.2% | 59.4% | 118,617,000 | 241,582 |
| 2023 | 968 | 807 | 581 | 16.6% | 72.0% | 60.0% | 116,491,000 | 200,501 |
| 2022 | 802 | 660 | 520 | 17.7% | 78.8% | 64.8% | 108,893,500 | 209,411 |
| 2021 | 866 | 715 | 546 | 17.4% | 76.4% | 63.0% | 95,330,000 | 174,597 |
| 2020 | - | - | - | - | - | - | - | - |

SECTION 4: BILL'S TWEETS



Bill Oppenheim @billoppenheim · Aug 10



A 1-2 for @TMStallions Not This Time in the 1m off-turf maiden at Saratoga, then a 1-2 for @coolmorestud Uncle Mo in the G2 Saratoga Special. The Louisiana-bred 3rd Smoken Wicked had loads of trouble & the Hard Spun, Keep It Easy, went to his knees at the start.



Bill Oppenheim @billoppenheim · Aug 7



Some eye-popping sire averages at @FasigTiptonCo Saratoga, 5 at \$800k+: Not This Time @TMStallions, Curlin @HillnDaleFarm, Tapit @Gainesway, Into Mischief @spendthriftfarm, Gun Runner @ThreeChimneys1. Justify, Nyquist, top 1st-year Charlatan also \$600k+, Constitution \$595k.



Bill Oppenheim @billoppenheim · Aug 7



Congratulations to @FasigTiptonCo on a record Saratoga sale. With exactly the same # sold (154) as last year, gross & average +9.5% to \$82,160,000/\$533,506; median \$425k +13.3%. Top buyer was new shooter John Stewart @rresoluteracing but at least his eyes are open.



Bill Oppenheim @billoppenheim · Aug 5



Without Parole @newsellspark, from @JuddmonteFarms Frankel's 2nd crop, won his 1st 4 starts including the G1 St James's Palace 1m. After that he was 0-for-11, all in G1 races, 3 3rds. Now 7 winners & with a 2nd in today's Ballyhane Race, is in top 5 EU freshman sires; promising.



Bill Oppenheim @billoppenheim · Aug 1



What a result today for @AirdrieStud's 2018 G1 Champagne winner and 2024 Leading Freshman Sire Complexity as Black Forza captures the G2 Richmond S at Goodwood. That's 3 SW in the last 3 weeks, 1 on dirt (Mo Plex in G3 Sanford), 1 on synthetic (Mensa at WO), 1 on turf. Like, Wow.



Bill Oppenheim @billoppenheim · Jul 31



2020 G1 Sussex S, winner Mohaather @Shadwell_EU, by @WhitsburyManor Showcasing, got his 2nd SW and 1st G3 winner today as Big Mojo won the Molecomb S. at Goodwood. He now moves into the top 5 on the European Freshman Sire List. @DarleyStallions Earthlight had the 3rd.



Bill Oppenheim @billoppenheim · Jul 28



Last week @Shadwell_EU 2020 G1 Sussex S winner Mohaather had his 1st SW and today Earthlight, one of 3 @DarleyStallions unbeaten 2019 2yo's by Shamardal (Morny, Middle Park) had the winner of the G3 Cabourg. They liked him a lot at the 2023 yearling sales (68 avg \$108,586).



Bill Oppenheim @billoppenheim · Jul 23



Top 5 EU 2yo sires, no surprises: 1 Mehmas (100 2yo runners, 27 wnr), 2 Kodiak, 3 No Nay Never. 4 top 1st-crop sire Sergei Prokofiev, 5 Wootton Bassett 1st @coolmorestud crop. #6 is Kingman, might still be getting better. @HoStud @WhitsburyManor @JuddmonteFarms



Bill Oppenheim @billoppenheim · Jul 20



Content, who incidentally is a 3/4-sister to impressive Royal Ascot 2yo winner Bedtime Story (Frankel), bids to become @coolmorestud Galileo's record-extending 100th G1 winner in today's G1 Irish Oaks. That will be a record that won't fall in a hurry. If not today it will be soon



Bill Oppenheim @billoppenheim · Jul 13



Gleneagles @coolmorestud : 2 G1W, 8 G2W thru end 2023. He's now had 2 more G1W, 4c Mill Stream today in 6f July Cup & his 2024 3yo's (5th crop) include G1W Palladium (German Derby), runaway 12f G2 King Edward VII winner Calandagan & 2x Derby-placed Ambiente Friendly. Underrated.



Bill Oppenheim @billoppenheim · Jul 11



1st-year sires with 3+ sold @FasigTiptonCo July led as predicted by @spendthriftfarm Yaupon (11 sold/avg \$162,909). @WinStarFarm Independence Hall 3/\$148,333, @TaylorMadeSales Tacitus did really well 7/\$100,143, they also had Knicks Go 4/\$85,000. @AirdrieStud Beau Liam 10/\$70,400



Bill Oppenheim @billoppenheim · Jul 11



With a 23% smaller catalogue @FasigTiptonCo July Yearling Sale looked good with gross down just 16% & average +14% to \$112,461 compared to 2023. But fairer comparison maybe 2022 as 2024 catalogue just 5% smaller, average just 2% lower (\$115,151) but clearance rate 53.8% vs 62.6%