

Thoroughbred Market Report



JUNE 2022

Editor – Bill Oppenheim, bopp@billoppenheim.com
Managing Editor – Emily J Plant PhD, emily@billoppenheim.com
Worldwide Sales Ticker – Brianne Stanley, bristanley1@gmail.com

Copyright 2022: The Bill Oppenheim Group

For subscription information go to www.billoppenheim.com
or contact info@billoppenheim.com

Thoroughbred Market Report

JUNE 2022



Tattersalls Craven Breeze Up Sale Topper
Lot 29- Kodiak x No Lippy (Oasis Dream)
Photo courtesy Tattersalls

TABLE OF CONTENTS	PAGE
Section 1: Leading Young Sires In NA & EU	1
North American F2019 sires	2
European F2019 sires	3
North American F2018 sires	6
European F2018 sires	5
Section 2: North American & European 2YO Sales	7
Worldwide Sales Ticker: North American 2YO's in training	8
Leading North American Sires of 2YO's in training	9
Worldwide Sales Ticker: European 2YO's in training	10
Leading European Sires of 2YO's in training	12
Section 3: Leading Young Sires In Australasia	13
Australasian F2019 sires	14
Australasian F2018 sires	15
Section 4: Australasian Sales	16
Worldwide Sales Ticker: ANZ In-Foal mares & weanlings	17
Leading Australasian Sires of weanlings	19
Leading Australasian Sires of In-Foal mares	20
Section 6: Bill's Tweets	21

IN THIS ISSUE- READ ALL ABOUT IT!

- Northern Hemisphere Cumulative Progeny Earnings for
 - F2019 NA Sires (1st 3yo's), headed by **Gun Runner**, the first sire in at least 40 years (and maybe ever) to have 5 G1 winners the year his first 3yo's were racing. **Practical Joke**, G1 Kentucky Derby winner Rich Strike's sire **Keen Ice**, and **Arrogate** are the next three at a respectful distance;
 - F2018 NA Sires (1st 4yo's), from which **Not This Time** and **Nyquist** have emerged as the standouts;
 - F2019 EU Sires, in which the emigrant **Caravaggio** leads the pack, ahead of G1 English 1000 Guineas winner Cachet's sire **Aclaim**, **Cotai Glory**, and **Churchill**;
 - F2018 EU Sires, headed by the record-breaking **Mehmas** and a new emerging star in **New Bay**;
- 2yo Sale Averages for NA Sires, of which proven sires **Medaglia D'Oro**, **Tapit**, **Curlin**, **Into Mischief**, **Bernardini**, and **Uncle Mo**, and freshman sire **Justify** have all averaged over \$350,000. **Bolt D'Oro** is running a strong second among freshman sires.
- Worldwide Sales Tickers and 2yo Sire Averages for European 2yo Sales (up marginally from 2021 at €47.7-million). **Kingman** is the top EU 2yo sale sire.
- Southern Hemisphere Cumulative Progeny Earnings for:
 - F2019 Australasian sires (1st 2yo's), topped by the leading freshman sire, Newgate's **Russian Revolution**;
 - F2018 Australasian sires (1st 3yo's), headed by Newgate's **Capitalist** and **Extreme Choice**, and Arrowfield's **Maurice**;
- Worldwide Sales Tickers and Weanling and Covering Sire Averages from the Australian mixed sales, at which 13 mares sold in foal to **Frankel** on Southern Hemisphere Time averaged A\$777,692, second on covering sire average only to **I Am Invincible**, who had seven mares in foal average over A\$1-million; and
- Bill's Tweets, with his real-time observations as events unfold.

To subscribe to the Thoroughbred Market Report please visit
<https://billoppenheim.com/abouttmr.php> or email emily@billoppenheim.com

SECTION 1: LEADING YOUNG SIRES IN NORTH AMERICA & EUROPE



Leading NA F2019 sire
Gun Runner (photo
courtesy Three Chimneys)

RECORD-BREAKING GUN RUNNER TOPS F2019 SIRES

Emigrant Caravaggio Leads European List

When Early Voting became the fifth G1 winner for Three Chimneys Farm's **Gun Runner** in the May 14 Preakness S, he really did make history: no sire, going back at least to 1980, has ever sired five G1 winners even by the end of the year their first 3yo's raced. Galileo, Giant's Causeway, Seattle Slew, and Union Rags had four G1 winners by the end of their first 3yo's year but none have ever sired five, and Gun Runner has five by the end of May: Gunite (G1 Hopeful) and Champion Echo Zulu (G1 Breeders' Cup Juvenile Fillies) last year as 2yo's, and Cyberknife (G1 Arkansas Derby), Taiba (G1 Santa Anita Derby), and Early Voting so far as 3yo's. Gun Runner's current cumulative progeny earnings (\$9.26-million) are not surprisingly more than double those of his nearest pursuer.

Seven other North American F2019 sires (first 3yo's 2022) have racked up progeny earnings of ~\$3-million+ through the end of May. Ashford's **Practical Joke** holds a narrow lead over Calumet's **Keen Ice**, sire of G1 Kentucky Derby winner Rich Strike, but Keen Ice will move into a clear second should Rich Strike double his Classic tally in the June 11 \$1.5-million G1 Belmont S. Juddmonte's late lamented **Arrogate**, sire of G1 Kentucky Oaks winner Secret Oath, has moved up to fourth, followed by Lane's End's **Connect** and Ashford's pair of **Classic Empire** and the surprising **Cupid**. Note the average winning distances, as provided for us in these tables from Arion: 1215 meters

(about 6 furlongs) for Practical Joke, 1541m (7.7 furlongs) for Arrogate; Gun Runner is 1432m, a bit under 7.2 furlongs.

Though he moved to Ashford in Kentucky for the 2021 season **Caravaggio** stood his first three seasons at Coolmore in Ireland, thus by our lights he should be classed as a European sire until he has his first North American-sired runners in 2024. Considered thus he is the leading European F2019 sire by progeny earnings (a touch over \$2-million), SW (6), Stakes Horses (11), and GSW (3, including last season's G1 Cheveley Park winner Teneberism). The English National Stud's **Aclaim**, sire of G1 English 1000 Guineas winner Cachet, ranks second, ahead of Tally-Ho Stud's **Cotai Glory** and Coolmore's **Churchill**, tied with 10 stakes horses each, while Churchill leads all EU F2019 sires by Group Stakes Horses, with seven. Darley Kildangan's **Profitable** and **Ribchester**; Haras de Bonneval's **Zarak**; Tally-Ho's **Galileo Gold**; and Overbury Stud's **Ardad** all also have cumulative progeny earnings of \$1-million-plus. Again Arion's average winning distance (in meters; divide by 200 for furlongs) statistic seems revealing: Ardad (1116m), Profitable (1204m), Cotai Glory (1243m), and Aclaim (1313m) under 1400m (seven furlongs); Churchill (1637m) and Zarak (1793m) at 1600m (one mile)-plus; Caravaggio (1502m), Galileo Gold (1483m), and Ribchester (1445m) at intermediate distances.

NORTH AMERICAN LEADING SIREs WITH FIRST FOALS 2019 (CUMULATIVE)

RANK	STALLION	YOB	SIRE NAME	CURRENT ST	OTHER ST	RNRs	WNRS	EARNINGS	SWs	SHs	GWs	GHs	G1W	G1Hs	Win Dist
1	GUN RUNNER	2013	CANDY RIDE	KY	KY	81	44	9,261,677	11	19	7	12	5	6	1432
2	PRACTICAL JOKE	2014	INTO MISCHIEF	KY	KY	107	47	4,058,374	6	9	2	2	0	1	1215
3	KEEN ICE	2012	CURLIN	KY	KY	90	35	3,993,672	1	3	1	1	1	1	1413
4	ARROGATE	2013	UNBRIDLED'S SONG	DEAD	KY	57	28	3,507,571	2	5	1	1	1	1	1541
5	CONNECT	2013	CURLIN	KY	KY	83	36	3,388,311	3	6	2	2	1	1	1391
6	CLASSIC EMPIRE	2014	PIONEEROF THE NILE	KY	KY	83	38	3,345,007	6	10	2	3	0	1	1300
7	CUPID	2013	TAPIT	KY	KY	89	38	2,966,124	4	6	2	3	0	1	1411
8	KLIMT	2014	QUALITY ROAD	TUR	KY	92	43	2,405,890	1	7	0	0	0	0	1274
9	GORMLEY	2014	MALIBU MOON	KY	KY	78	37	2,078,423	2	7	1	3	0	0	1314
10	UNIFIED	2013	CANDY RIDE	KY	KY	67	32	1,883,107	3	6	0	1	0	0	1271
11	MOHAYMEN	2013	TAPIT	KY	KY	55	29	1,710,654	2	2	1	1	0	0	1298
12	AMERICAN FREEDOM	2013	PULPIT	KY	KY	80	34	1,696,102	0	3	0	0	0	0	1288
13	DIVINING ROD	2012	TAPIT	MD	MD	52	27	1,550,851	1	1	0	0	0	0	1298
14	SHAMAN GHOST	2012	GHOSTZAPPER	ON	CA	43	23	1,374,867	1	3	0	0	0	0	1285
15	ASTERN	2013	MEDAGLIA D'ORO	KY	KY	42	17	1,373,802	1	6	1	2	0	0	1310
16	MASTERY	2014	CANDY RIDE	KY	KY	73	21	1,366,203	0	1	0	1	0	0	1356
17	BAL A BALI	2010	PUT IT BACK	KY	KY	61	28	1,278,135	1	1	0	0	0	0	1223
18	LORD NELSON	2012	PULPIT	DEAD	KY	53	24	1,205,008	0	1	0	0	0	0	1281
19	MIDNIGHT STORM	2011	PIONEEROF THE NILE	KY	KY	48	19	1,082,091	0	0	0	0	0	0	1347
20	NOBLE BIRD	2011	BIRDSTONE	FL	FL	32	16	985,920	2	3	0	0	0	0	1360
21	STRAIGHT FIRE	2014	DOMINUS	CA	CA	19	12	980,288	3	4	0	0	0	0	1233
22	DANZING CANDY	2013	TWIRLING CANDY	CA	CA	33	16	964,663	0	2	0	0	0	0	1212
23	STANFORD	2012	MALIBU MOON	CA	CA	45	20	926,812	0	3	0	0	0	0	1111
24	NEOLITHIC	2013	HARLAN'S HOLIDAY	FL	FL	23	11	907,692	2	2	0	0	0	0	1235
25	EL DEAL	2012	MUNNINGS	LA	LA	18	13	873,848	2	3	0	0	0	0	1145
26	HOLY BOSS	2012	STREET BOSS	MD	MD	30	12	726,755	0	1	0	0	0	0	1188
27	BLOFELD	2012	QUALITY ROAD	MD	MD	17	14	716,433	0	2	0	0	0	0	1430
28	VALIANT MINISTER	2013	CANDY RIDE	FL	FL	21	7	688,689	1	2	0	0	0	0	1311
29	IRON FIST	2012	TAPIT	LA	LA	18	12	678,415	2	3	0	0	0	0	1131
30	UNION JACKSON	2012	CURLIN	NY	NY	26	13	640,864	1	2	0	0	0	0	1228
31	MO TOM	2013	UNCLE MO	LA	LA	24	12	527,872	1	1	0	0	0	0	1341
32	GREENPOINTCRUSADER	2013	BERNARDINI	FL	FL	27	9	518,160	0	0	0	0	0	0	1303
33	BIRD SONG	2013	UNBRIDLED'S SONG	KSA	KY	12	4	509,084	1	2	1	1	0	0	1214
34	MR. Z	2012	MALIBU MOON	KY	KY	21	10	464,010	0	1	0	1	0	1	1300
35	MADEFROMLUCKY	2012	LOOKIN AT LUCKY	MD	MD	20	8	451,369	1	1	0	0	0	0	1429
36	HOOTENANNY	2012	QUALITY ROAD	KY	KY	10	8	284,280	1	1	0	0	0	0	1218
37	RAINBOW HEIR	2010	WILDCAT HEIR	MD	FL	9	5	261,767	0	1	0	0	0	0	1071
38	KOBE'S BACK	2011	FLATTER	MD	MD	15	5	259,393	0	0	0	0	0	0	1240
39	WILDCAT RED	2011	D'WILDCAT	KY	KY	11	4	195,780	0	0	0	0	0	0	1140
40	DORTMUND	2012	BIG BROWN	KOR	MD	8	4	195,009	0	1	0	0	0	0	1160
41	EDITORIAL	2014	WAR FRONT	MD	MD	4	2	185,145	0	2	0	0	0	0	1125
42	EAGLE	2012	CANDY RIDE	TX	TX	7	3	167,300	1	1	0	0	0	0	1200
43	WAR CORRESPONDENT	2010	WAR FRONT	TUR	KY	12	4	145,349	0	1	0	0	0	0	1212
44	TOM'S READY	2013	MORE THAN READY	RETIRED	KY	9	3	96,082	0	0	0	0	0	0	1075
45	TU BRUTUS	2012	SCAT DADDY	TUR	KY	7	4	90,280	0	0	0	0	0	0	1250
46	ILIAD	2014	GHOSTZAPPER	AB	AB	5	4	86,582	0	1	0	0	0	0	1160
47	PERFECT TIMBER	2009	PERFECT SOUL	ON	ON	3	2	68,759	0	0	0	0	0	0	1516
48	BATTLE OF MIDWAY	2014	SMART STRIKE	KY	DEAD	3	0	65,948	0	0	0	0	0	0	
49	BIOGENIC	2013	TAPIT	KY	KY	2	1	50,991	0	0	0	0	0	0	1200

[For a complete list of all North American stallions with first foals 2019 click here](#)

EUROPEAN LEADING SIRES WITH FIRST FOALS 2019 (CUMULATIVE)

RANK	STALLION	YOB	SIRE NAME	CURRENT ST	OTHER ST	RNRS	WNRS	EARNINGS	SWs	SHs	GWs	GHs	G1W	G1Hs	Win Dist
1	CARAVAGGIO	2014	SCAT DADDY	KY	IRE	114	45	2,001,409	6	11	3	5	1	2	1502
2	ACLAIM	2013	ACCLAMATION	ENG	ENG	86	45	1,500,929	1	4	1	2	1	1	1313
3	COTAI GLORY	2012	EXCEED AND EXCEL	IRE	IRE	118	56	1,445,604	2	10	1	4	0	0	1243
4	CHURCHILL	2014	GALILEO	IRE	IRE	107	44	1,388,621	5	10	2	7	0	0	1637
5	PROFITABLE	2012	INVINCIBLE SPIRIT	IRE	IRE	119	43	1,296,696	4	7	2	2	0	0	1204
6	ZARAK	2013	DUBAWI	FR	FR	47	24	1,223,649	4	7	2	4	0	2	1793
7	GALILEO GOLD	2013	PACO BOY	IRE	IRE	77	34	1,215,851	4	8	2	4	1	2	1483
8	ARDAD	2014	KODIAC	ENG	ENG	86	31	1,208,730	2	5	2	4	1	1	1116
9	RIBCHESTER	2013	IFFRAAJ	IRE	IRE	93	28	1,052,054	2	3	0	2	0	0	1445
10	RECORDER	2013	GALILEO	FR	FR	89	21	873,026	1	1	0	1	0	0	1600
11	EL KABEIR	2012	SCAT DADDY	IRE	IRE	71	19	855,958	3	5	1	4	0	0	1473
12	NATIONAL DEFENSE	2014	INVINCIBLE SPIRIT	IRE	IRE	16	6	844,533	1	2	1	1	0	0	1276
13	ZELZAL	2013	SEA THE STARS	FR	FR	43	17	793,163	3	3	2	2	0	0	1573
14	ALMANZOR	2013	WOOTTON BASSETT	FR	FR	67	23	788,262	1	3	0	1	0	1	1732
15	BIRCHWOOD	2013	DARK ANGEL	FR	FR	53	16	648,258	0	0	0	0	0	0	1576
16	AL WUKAIR	2014	DREAM AHEAD	FR	FR	56	19	560,158	0	0	0	0	0	0	1496
17	THE GREY GATSBY	2011	MASTERCRAFTSMAN	FR	FR	32	13	528,171	2	2	1	1	0	0	1789
18	TIME TEST	2012	DUBAWI	ENG	ENG	56	14	480,421	4	6	2	4	0	1	1371
19	ULYSSES	2013	GALILEO	ENG	ENG	57	25	444,437	1	2	1	1	0	0	1821
20	HIGHLAND REEL	2012	GALILEO	IRE	IRE	69	17	407,871	1	1	1	1	0	0	1569
21	ECTOT	2011	HURRICANE RUN	FR	FR	27	10	308,158	0	1	0	0	0	0	1744
22	POSTPONED	2011	DUBAWI	ENG	ENG	48	8	261,618	0	1	0	1	0	0	1601
23	DECORATED KNIGHT	2012	GALILEO	IRE	IRE	31	11	214,862	0	0	0	0	0	0	1582
24	ATTENDU	2013	ACCLAMATION	FR	FR	21	8	214,859	0	0	0	0	0	0	1600
25	WINGS OF EAGLES	2014	POUR MOI	IRE	FR	21	5	206,117	1	1	0	0	0	0	1830
26	MONDIALISTE	2010	GALILEO	FR	ENG	37	7	197,475	0	1	0	0	0	0	1347
27	ULTRA	2013	MANDURO	FR	FR	24	8	172,893	0	0	0	0	0	0	1715
28	WHITECLIFFSOFDOVER	2014	WAR FRONT	FR	FR	32	5	160,696	0	0	0	0	0	0	1733
29	DE TREVILLE	2012	OASIS DREAM	FR	FR	12	4	125,808	0	1	0	0	0	0	1464
30	BRAMETOT	2014	RAJSAMAN	GER	FR	20	4	111,803	0	0	0	0	0	0	1575
31	DIVINE PROPHET	2013	CHOISIR	AUS	IRE	18	8	85,206	0	0	0	0	0	0	1498
32	SPILL THE BEANS	2012	SNITZEL	DEAD	ENG	8	2	39,056	0	0	0	0	0	0	1140
33	IVANHOWE	2010	SOLDIER HOLLOW	FR	FR	3	1	32,713	0	0	0	0	0	0	2000
34	KOROPICK	2014	KODIAC	ENG	ENG	1	0	1,677	0	0	0	0	0	0	

[For a complete list of all European stallions with first foals 2019 click here](#)



Number 2 European sire with first foals 2018, New Bay (photo courtesy Ballylinch Stud)

NOT THIS TIME, NYQUIST HEAD NORTH AMERICAN F2018 SIRE LIST

Mehmas The Runaway Leader in Europe; New Bay Moves Into Second

Taylor Made's **Not This Time**, a half-brother to Liam's Map by Giant's Causeway, has taken a clear lead over Darley Jonabell's **Nyquist** by cumulative progeny earnings among North American F2018 sires (1st 4yo's 2022). With a Classic campaign featuring G2 winners Epicenter (also second in both the G1 Kentucky Derby and G1 Preakness) and Simplification and his first-crop 4yo filly Just One Time becoming his second G1 winner, Not This Time can justifiably lay claim to being about the second-hottest sire in America. He is the runaway crop leader with 17 SW (deceased New York sire **Laoban** is second, with 10), and the leader by GSW, with seven; Nyquist has five. Nyquist leads Not This Time by GSH (17-13) and by Group 1 horses (6-4), and they are tied for number of stakes horses with 27 each. Darley's **Frosted**; Airdrie's **Upstart**, who has the G1-winning colt Zandon and G2-winning filly Kathleen O. among his second crop of 3yo's; **Laoban**; Claiborne's **Runhappy**; and Winstar's **Speightster**, who was sold to Ontario but died before he could cover a mare there, all have cumulative progeny earnings ~\$7-million. Note the average winning distance for six of the seven sires mentioned only ranges from 1327m – 1420m, with the exception of Speightster (1248m).

Ireland's Tally-Ho Stud, which stands top-8 F2019 sires Cotai Glory and Galileo Gold, also stands **Mehmas**, who shattered the world record with 56

two-year-old winners in his first crop in 2020, continues to be way ahead of his F2018 European opposition by progeny earnings and by all black-type categories, now with 17 SW (**Pride of Dubai**, who shuttled from Australia for three seasons, ranks second, with 7 SW), 32 Stakes Horses, nine GSW, 23 Group SH, two G1 winners, and five G1 horses. He is bred on the exact cross – by Acclamation out of a Machiavellian mare – as Yeomanstown Stud's super-successful Dark Angel; like Dark Angel, Mehmas raced only as a 2yo, when he was second to Caravaggio in the G2 Coventry and second to Churchill in the G1 National S., winning the G2 July S. and G2 Richmond S. in between. Ballylinch's **New Bay** has now edged his way into second by cumulative progeny earnings and is a clear second to Mehmas by number of stakes horses (17) and GSH (11); New Bay had a very impressive 3.72 APEX A Runner Index at the end of 2021 and is well clear in his sire group for second behind Mehmas by 2022 progeny earnings among European third-crop sires. Nine other European F2018 sires have ~\$2-million-plus in cumulative progeny earnings, though four of those didn't stand in 2022 where they started: **Shalaa** and **Pride of Dubai** did not shuttle from Australia, **The Gurkha** moved to the West of Ireland, and **Adaay** moved to Italy. **Territories**, **Kodi Bear**, **Twilight Son**, **Goken**, and **Belardo** remain in post.

NORTH AMERICAN LEADING SIRES WITH FIRST FOALS 2018 (CUMULATIVE)

RANK	STALLION	YOB	SIRE NAME	CURRENT ST	OTHER ST	RNRS	WNRS	EARNINGS	SWs	SHs	GWs	GHs	G1W	G1Hs	Win Dist
1	NOT THIS TIME	2014	GIANT'S CAUSEWAY	KY	KY	150	99	12,577,169	17	27	7	13	2	4	1379
2	NYQUIST	2013	UNCLE MO	KY	KY	156	75	9,776,117	8	27	5	17	2	6	1420
3	FROSTED	2012	TAPIT	KY	KY	189	94	7,729,473	6	17	2	8	0	1	1327
4	UPSTART	2012	FLATTER	KY	KY	121	80	7,404,222	6	13	3	5	1	2	1381
5	LAOBAN	2013	UNCLE MO	DEAD	NY	106	60	7,138,883	10	17	3	5	1	3	1380
6	RUNHAPPY	2012	SUPER SAVER	KY	KY	131	77	7,059,447	8	15	2	5	0	2	1360
7	SPEIGHTSTER	2012	SPEIGHTSTOWN	DEAD	KY	176	101	6,926,206	5	12	0	2	0	0	1248
8	EXAGGERATOR	2013	CURLIN	LA	KY	181	105	5,857,031	3	10	0	1	0	0	1381
9	OUTWORK	2013	UNCLE MO	KY	KY	144	75	5,381,538	6	14	0	2	0	1	1297
10	CALIFORNIA CHROME	2011	LUCKY PULPIT	JPN	KY	147	79	4,834,827	3	8	2	3	0	1	1375
11	AIR FORCE BLUE	2013	WAR FRONT	KOR	KY	132	63	4,694,022	5	8	0	1	0	0	1408
12	VANCOUVER	2012	MEDAGLIA D'ORO	AUS	KY	103	66	4,472,115	3	8	1	1	0	0	1406
13	MSHAWISH	2010	MEDAGLIA D'ORO	KY	KY	101	60	3,558,492	2	9	2	3	0	0	1357
14	TOURIST	2011	TIZNOW	KY	KY	112	66	3,513,606	1	7	0	3	0	1	1419
15	UNCLE LINO	2013	UNCLE MO	PA	PA	77	53	3,371,143	0	7	0	0	0	0	1224
16	BRODY'S CAUSE	2013	GIANT'S CAUSEWAY	KY	KY	92	51	3,329,392	3	8	2	4	1	1	1406
17	MOSLER	2011	WAR FRONT	MD	MD	72	48	3,120,720	2	2	0	0	0	0	1272
18	WAR DANCER	2010	WAR FRONT	NY	NY	92	35	3,079,720	1	8	0	1	0	0	1381
19	JESS'S DREAM	2012	CURLIN	FL	FL	84	46	3,009,830	3	6	1	1	0	0	1404
20	FLINTSHIRE	2010	DANSILI	FR	KY	94	39	2,482,831	3	3	2	3	0	0	1648
21	HIT IT A BOMB	2013	WAR FRONT	KY	KY	40	20	2,436,151	3	5	2	3	0	2	1433
22	PROTONICO	2011	GIANT'S CAUSEWAY	KY	KY	24	12	2,231,905	1	2	1	1	1	1	1414
23	CINCO CHARLIE	2012	INDIAN CHARLIE	TX	KY	57	40	1,876,611	1	4	0	1	0	0	1233
24	MARKING	2012	BERNARDINI	NM	NM	41	21	1,806,547	5	9	0	0	0	0	1157
25	FIRING LINE	2012	LINE OF DAVID	KY	KY	38	27	1,790,809	2	3	0	2	0	0	1235
26	ANCHOR DOWN	2011	TAPIT	IA	KY	49	21	1,720,638	0	5	0	0	0	0	1355
27	BIG BLUE KITTEN	2008	KITTEN'S JOY	KY	KY	43	25	1,616,877	1	1	1	1	0	1	1500
28	EFFINEX	2011	MINESHAFT	DEAD	NY	42	21	1,594,068	2	3	0	0	0	0	1453
29	RELOAD	2009	HARD SPUN	ON	ON	51	25	1,564,927	1	6	0	0	0	0	1183
30	HARRY'S HOLIDAY	2011	HARLAN'S HOLIDAY	IN	KY	27	15	1,489,852	2	4	0	0	0	0	1411
31	TEXAS RED	2012	AFLEET ALEX	KY	KY	57	26	1,459,376	1	4	1	2	0	0	1330
32	SOCIAL INCLUSION	2011	PIONEEROF THE NILE	FL	FL	39	23	1,316,517	1	3	0	0	0	0	1414
33	SLUMBER	2008	CACIQUE	NY	KY	13	8	1,287,182	2	2	2	2	0	1	1584
34	DEN'S LEGACY	2010	MEDAGLIA D'ORO	OK	OK	34	18	1,252,046	3	5	0	0	0	0	1318
35	PEACE AND JUSTICE	2010	WAR FRONT	PA	MD	44	25	1,236,422	1	2	0	0	0	0	1247
36	JUBA	2011	TAPIT	WV	WV	32	19	1,130,246	2	8	0	0	0	0	1120
37	IRONICUS	2011	DISTORTED HUMOR	URU	KY	29	14	1,013,013	1	1	1	1	0	0	1485
38	TAMARKUZ	2010	SPEIGHTSTOWN	LA	KY	37	23	986,692	1	2	1	1	0	0	1318
39	OPTIMIZER	2009	ENGLISH CHANNEL	KY	KY	26	16	930,558	1	2	1	1	0	0	1473
40	MAJESTIC HARBOR	2008	ROCKPORT HARBOR	CA	IN	19	11	886,437	1	2	0	0	0	0	1386
41	AMI'S HOLIDAY	2011	HARLAN'S HOLIDAY	ON	ON	27	15	881,133	0	3	0	0	0	0	1257
42	BRADESTER	2010	LION HEART	TX	TX	33	18	816,327	0	1	0	0	0	0	1208
43	TAMARANDO	2011	BERTRANDO	CA	CA	21	10	544,079	1	2	0	0	0	0	1376
44	RIDE ON CURLIN	2011	CURLIN	FL	FL	26	11	518,051	0	2	0	1	0	0	1126
45	PRAYER FOR RELIEF	2008	JUMP START	IN	FL	16	8	377,819	0	0	0	0	0	0	1192
46	BARBADOS	2012	SPEIGHTSTOWN	MD	MD	8	7	359,712	0	0	0	0	0	0	1280
47	UNCLE VINNY	2013	UNCLE MO	PA	FL	10	8	236,983	0	0	0	0	0	0	1371
48	PRODUCER	2009	DUTCH ART	KY	KY	7	2	83,650	0	0	0	0	0	0	1300
49	HOME OF THE BRAVE	2013	TIZNOW	OK	OK	18	2	72,877	0	0	0	0	0	0	1325
50	JAVA'S WAR	2010	WAR PASS	ON	ON	4	2	65,476	0	0	0	0	0	0	1350
51	V. E. DAY	2011	ENGLISH CHANNEL	CA	NY	8	1	54,846	0	0	0	0	0	0	1500

[For a complete list of all North American stallions with first foals 2018 click here](#)

EUROPEAN LEADING SIRES WITH FIRST FOALS 2018 (CUMULATIVE)

RANK	STALLION	YOB	SIRE NAME	CURRENT ST	OTHER ST	RNRS	WNRS	EARNINGS	SWs	SHs	GWs	GHs	G1W	G1Hs	Win Dist
1	MEHMAS	2014	ACCLAMATION	IRE	IRE	228	133	6,746,648	17	32	9	23	2	5	1275
2	NEW BAY	2012	DUBAWI	IRE	IRE	112	61	3,372,168	5	17	5	11	1	3	1750
3	SHALAA	2013	INVINCIBLE SPIRIT	AUS	FR	173	74	3,349,930	4	6	2	4	1	1	1525
4	TERRITORIES	2012	INVINCIBLE SPIRIT	ENG	IRE	154	79	3,282,032	3	12	1	5	1	1	1570
5	KODI BEAR	2012	KODIAC	IRE	IRE	119	57	2,583,685	5	11	1	6	0	3	1297
6	PRIDE OF DUBAI	2012	STREET CRY	AUS	IRE	90	44	2,452,383	7	7	5	7	0	1	1547
7	TWILIGHT SON	2012	KYLLACHY	ENG	ENG	160	70	2,343,070	6	11	3	6	0	0	1328
8	THE GURKHA	2013	GALILEO	IRE	IRE	132	60	2,120,416	2	10	1	5	0	1	1701
9	ADAAY	2012	KODIAC	ITY	ENG	139	62	2,102,333	2	9	1	4	0	0	1367
10	GOKEN	2012	KENDARGENT	FR	FR	77	40	2,042,533	4	6	2	4	0	0	1393
11	BELARDO	2012	LOPE DE VEGA	IRE	IRE	127	58	1,997,984	5	10	3	4	0	0	1605
12	AWTAAD	2013	CAPE CROSS	IRE	IRE	109	51	1,528,987	6	9	1	2	0	0	1623
13	COULSTY	2011	KODIAC	IRE	IRE	39	18	1,429,236	4	7	2	3	1	1	1481
14	BOBBY'S KITTEN	2011	KITTEN'S JOY	ENG	ENG	98	37	1,399,992	1	4	1	3	0	1	1506
15	BURATINO	2013	EXCEED AND EXCEL	IRE	IRE	99	41	1,205,627	1	3	0	1	0	0	1503
16	DARIYAN	2012	SHAMARDAL	FR	FR	75	30	1,182,686	1	6	1	4	0	0	1777
17	ISFAHAN	2013	LORD OF ENGLAND	GER	GER	42	13	1,145,427	2	4	2	4	1	2	1932
18	VADAMOS	2011	MONSUN	IRE	IRE	87	39	1,121,613	1	2	0	1	0	0	1563
19	PRINCE OF LIR	2014	KODIAC	IRE	IRE	76	31	1,012,233	1	3	1	1	0	1	1233
20	MARKAZ	2012	DARK ANGEL	ITY	IRE	75	32	794,413	2	2	2	2	0	0	1562
21	CHARMING THOUGHT	2012	OASIS DREAM	ENG	ENG	54	25	762,021	0	2	0	0	0	0	1458
22	ESTIDHKAAR	2012	DARK ANGEL	IRE	IRE	80	30	743,286	1	4	1	2	0	0	1465
23	MARTINBOROUGH	2009	DEEP IMPACT	FR	FR	40	15	710,944	0	1	0	0	0	0	2203
24	SCISSOR KICK	2011	REDOUTE'S CHOICE	FR	FR	31	17	651,581	0	0	0	0	0	0	1848
25	FASCINATING ROCK	2011	FASTNET ROCK	IRE	IRE	55	21	599,665	1	2	0	0	0	0	1750
26	MORANDI	2010	HOLY ROMAN EMPEROR	FR	FR	48	15	540,554	0	0	0	0	0	0	1643
27	EXOSPHERE	2012	LONHRO	AUS	FR	17	10	520,252	1	3	1	1	0	0	1697
28	THE LAST LION	2014	CHOISIR	RETIRED	IRE	49	18	479,632	0	1	0	0	0	0	1380
29	PROTECTIONIST	2010	MONSUN	GER	GER	39	16	418,592	2	3	2	2	0	0	2091
30	HARZAND	2013	SEA THE STARS	IRE	IRE	44	21	408,739	0	1	0	0	0	0	2137
31	BOW CREEK	2011	SHAMARDAL	FR	FR	23	7	357,340	0	1	0	1	0	1	1617
23	PEARL SECRET	2009	COMPTON PLACE	ENG	ENG	51	18	327,535	0	0	0	0	0	0	1387
24	AJAYA	2013	INVINCIBLE SPIRIT	IRE	IRE	18	10	275,201	1	2	0	0	0	0	1426
25	MARCEL	2013	LAWMAN	IRE	ENG	13	3	119,446	0	0	0	0	0	0	1457
26	STRATH BURN	2012	EQUIANO	IRE	IRE	12	4	92,492	0	1	0	1	0	0	1178
27	PARISH HALL	2009	TEOFILO	IRE	IRE	6	2	47,013	0	0	0	0	0	0	1471
28	LUCKY LION	2011	HIGH CHAPARRAL	GER	GER	9	2	9,154	0	0	0	0	0	0	2149

[For a complete list of all European stallions with first foals 2018 click here](#)

SECTION 2: NORTH AMERICAN & EUROPEAN 2YO SALES



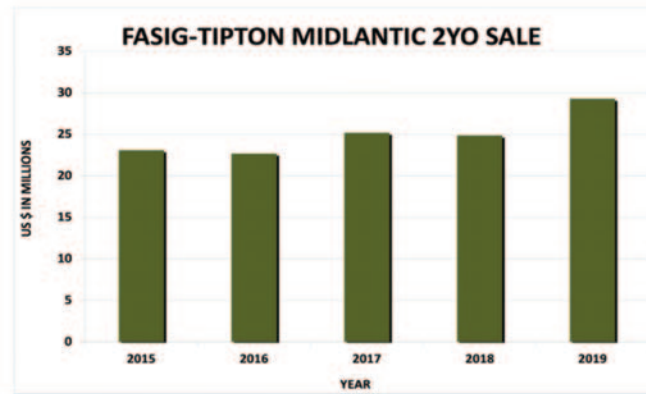
Leading NA sire of two-year-olds in training Medaglia d'Oro (photo courtesy Darley Stallions)

NA/EU 2YO SALES

With a very fast \$3.55-million Bernardini colt topping proceedings Fasig's Mid-Atlantic 2yo sale gross increased by just over \$3.6-million and continued the roughly 10% growth in the North American 2yo market, with OBS June coming up the principal remaining sale. In 2021 the NA 2yo market, including OBS June, grossed just under \$196-million; in 2019 it was just under \$197-million. Thus far in 2022 sales have totaled just under \$192-million already, and as OBS June was \$24-million last year the North American 2yo market will end up grossing \$215-million plus. The average so far for 1,504 two-year-olds sold is \$127,616, 10% higher than at the corresponding point in 2021 though marginally below the corresponding 2019 average of \$128,705. The difference is that 10% more 2yo's have sold this year than in 2019, reflecting a very healthy increase in the clearance rates from the catalogues, up 5% from 52.8% in 2019 to 57.8% so far this year. The European 2yo sales (including the new Dubai sale) grossed just under €48-million and averaged €61,597, both marginal increases over 2021. The sold/catalogued percentage there increased to a very respectable 69.2%.

Older proven sires have dominated the table of top North American sires of 2yo's thus far: from their 15th crops, eight 2yo's by Medaglia D'Oro have averaged \$517,188, while five by Tapit have averaged \$509,000. F2010 sires Curlin (9/\$442,588) and Into Mischief (22/\$398,383) rank next by average for 2yo's from their 11th crops, while F2008 Bernardini, with the record \$3.55-million Maryland Sale 2yo, had 13 two-year-olds average \$386,015, though his median was just \$80,000. F2013 Uncle Mo (17/\$351,389), though, is the only one of the second five by average over 10yo; first-crop sires Justify (18/\$363,800) and Bolt D'Oro (44/\$266,245), F2019 Gun Runner (12/\$292,028) and F2018 Upstart (5/\$275,000) round out the second five. City of Light (15/\$175,600) and Mendelssohn (38/\$170,395) rank third and fourth among F2020 sires. Kingman (12/\$213,291) is the overall leading European sire by 2yo sale average; Cracksman (4/\$147,127) and Saxon Warrior (7/\$139,066) are the leading European first-crop sires.

THE WORLDWIDE SALES TICKER: NORTH AMERICAN SALES DATA
THROUGH MAY 30, 2022



YEAR	CAT	RING	SOLD	% W/D	% S/R	% S/C	GROSS \$	AVG \$
2022	634	482	391	24.0%	81.1%	61.7%	37,297,700	95,391
2021	587	426	357	27.4%	83.8%	60.8%	33,692,000	94,375
2020	563	375	303	33.4%	80.8%	53.8%	23,572,500	77,797
2019	600	425	326	29.2%	76.7%	54.3%	29,374,000	90,104
2018	600	430	333	28.3%	77.4%	55.5%	24,868,500	74,680

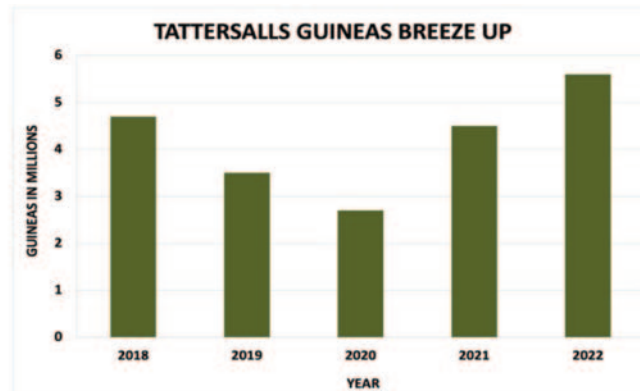
LEADING NORTH AMERICAN SIRES OF TWO-YEAR-OLDS IN TRAINING

Thru May 27, 2022- OBS March & April, Fasig Gulfstream, Goffs Dubai, Goffs UK, Craven UK, Tatts Guineas, Arqana, Goresbridge - Sires with 2+ sold for 115k+ average.

SIRE NAME	YOB	HIS SIRE	FFLS	ST	2022 FEE	2019 FEE	# CAT	# RING	# SOLD	US\$ AVG	US\$ MED
MEDAGLIA D'ORO	1999	EL PRADO	2006	KY	100,000	200,000	19	12	8	517,188	252,500
TAPIT	2001	PULPIT	2006	KY	185,000	225,000	7	7	5	509,000	250,000
CURLIN	2004	SMART STRIKE	2010	KY	175,000	175,000	17	9	9	442,588	475,000
INTO MISCHIEF	2005	HARLAN'S HOLIDAY	2010	KY	250,000	150,000	42	25	22	398,484	300,000
BERNARDINI	2003	A.P. INDY	2008	DEAD	-	50,000	25	14	13	386,015	80,000
JUSTIFY	2015	SCAT DADDY	2020	KY	100,000	150,000	34	19	18	363,800	272,618
UNCLE MO	2008	INDIAN CHARLIE	2013	KY	160,000	125,000	37	22	17	351,839	210,000
GUN RUNNER	2013	CANDY RIDE	2019	KY	125,000	70,000	22	12	12	292,028	320,000
UPSTART	2012	FLATTER	2018	KY	10,000	10,000	6	6	5	275,000	350,000
BOLT D'ORO	2015	MEDAGLIA D'ORO	2020	KY	20,000	25,000	62	52	44	266,245	187,500
RACE DAY	2011	TAPIT	2017	KOR	-	6,000	3	3	3	256,667	250,000
NYQUIST	2013	UNCLE MO	2018	KY	55,000	40,000	34	21	19	252,026	200,000
AMERICAN PHAROAH	2012	PIONEEROF THE NILE	2017	KY	80,000	110,000	25	18	16	237,318	150,000
RUNHAPPY	2012	SUPER SAVER	2018	KY	12,500	25,000	13	7	7	229,000	160,000
SQUARE EDDIE	2006	SMART STRIKE	2011	RETIRED	-	25,000	3	3	2	227,500	227,500
MUNNINGS	2006	SPEIGHTSTOWN	2012	KY	85,000	20,000	46	21	14	221,207	92,500
MORE THAN READY	1997	SOUTHERN HALO	2002	KY	50,000	80,000	40	28	19	213,366	110,000
STREET SENSE	2004	STREET CRY	2009	KY	75,000	50,000	17	10	9	194,778	110,000
ARROGATE	2013	UNBRIDLED'S SONG	2019	DEAD	-	75,000	18	12	9	187,623	121,606
CITY OF LIGHT	2014	QUALITY ROAD	2020	KY	60,000	35,000	39	22	15	175,600	80,000
MENDELSSOHN	2015	SCAT DADDY	2020	KY	35,000	35,000	58	42	38	170,395	102,500
WAR FRONT	2002	DANZIG	2008	KY	100,000	250,000	11	7	6	162,875	152,500
SKY MESA	2000	PULPIT	2005	KY	12,500	15,000	5	4	3	156,667	50,000
SPEIGHTSTOWN	1998	GONE WEST	2006	KY	90,000	80,000	17	10	10	153,394	120,000
BAYERN	2011	OFFLEE WILD	2017	KOR	-	15,000	3	3	3	145,000	135,000
BRODY'S CAUSE	2013	GIANT'S CAUSEWAY	2018	KY	5,000	7,500	3	2	2	145,000	145,000
AWESOME SLEW	2013	AWESOME AGAIN	2020	FL	4,000	5,000	7	7	6	144,167	87,500
TWIRLING CANDY	2007	CANDY RIDE	2013	KY	60,000	25,000	33	26	23	143,852	90,000
PRACTICAL JOKE	2014	INTO MISCHIEF	2019	KY	35,000	30,000	52	36	28	143,536	97,500
VIOLENCE	2010	MEDAGLIA D'ORO	2015	KY	25,000	40,000	25	20	17	142,647	85,000
ALTERNATION	2008	DISTORTED HUMOR	2015	KY	7,500	10,000	6	5	2	142,500	142,500
MALIBU MOON	1997	A.P. INDY	2001	DEAD	-	75,000	42	33	29	141,795	90,000
GOOD MAGIC	2015	CURLIN	2020	KY	30,000	35,000	64	43	37	138,276	90,000
FRIESAN FIRE	2006	A.P. INDY	2013	MD	-	4,000	3	3	3	133,000	35,000
CONNECT	2013	CURLIN	2019	KY	25,000	20,000	20	12	8	131,500	60,000
HARD SPUN	2004	DANZIG	2009	KY	35,000	40,000	32	20	17	131,392	125,000
CLOUD COMPUTING	2014	MACLEAN'S MUSIC	2020	KY	5,000	7,500	39	28	23	131,283	55,000
WEST COAST	2014	FLATTER	2020	KY	15,000	35,000	46	36	30	131,067	75,000
FLATTER	1999	A.P. INDY	2005	KY	35,000	40,000	10	7	7	130,714	110,000
LIAM'S MAP	2011	UNBRIDLED'S SONG	2017	KY	40,000	20,000	29	13	12	130,167	90,000
JACK MILTON	2010	WAR FRONT	2017	KY	6,500	6,500	2	2	2	130,000	130,000
DISTORTED HUMOR	1993	FORTY NINER	2000	RETIRED	-	50,000	16	11	6	127,000	97,500
MO TOWN	2014	UNCLE MO	2020	KY	7,500	12,500	38	25	23	125,115	75,000
BEE JERSEY	2014	JERSEY TOWN	2020	KY	5,000	5,000	11	6	5	124,400	120,000
LAOBAN	2013	UNCLE MO	2018	DEAD	-	7,500	5	4	4	123,750	112,500
GIRVIN	2014	TALE OF EKATI	2020	FL	6,000	7,500	38	26	24	120,708	75,000
LEMON DROP KID	1996	KINGMAMBO	2002	RETIRED	-	25,000	3	3	3	120,067	60,000
KITTEN'S JOY	2001	EL PRADO	2007	KY	50,000	75,000	10	8	5	119,152	53,500
ADIOS CHARLIE	2008	INDIAN CHARLIE	2013	FL	4,000	3,000	5	4	4	118,500	24,500
MACLEAN'S MUSIC	2008	DISTORTED HUMOR	2014	KY	50,000	25,000	33	16	12	118,028	82,500
SHACKLEFORD	2008	FORESTRY	2014	KOR	-	20,000	7	7	6	117,425	72,275
TAPWRIT	2014	TAPIT	2020	KY	10,000	12,500	42	30	26	116,538	75,000
THE LIEUTENANT	2013	STREET SENSE	2020	DEAD	-	5,000	10	6	5	115,000	90,000

[For a complete roster of all 228 sires of North American 2yos, please click here](#)

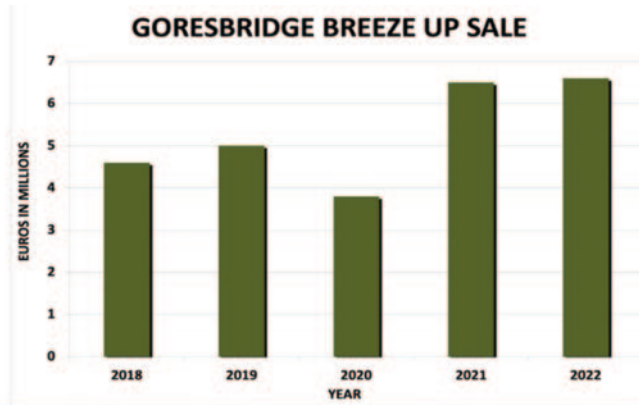
THE WORLDWIDE SALES TICKER: EUROPEAN SALES DATA
THROUGH MAY 30, 2022



YEAR	CAT	RING	SOLD	% W/D	% S/R	% S/C	GROSS gns	AVG gns
2022	211	185	157	12.3%	84.9%	74.4%	5,601,500	35,678
2021	236	184	150	22.0%	81.5%	63.6%	4,492,250	29,948
2020	157	116	94	26.1%	81.0%	59.9%	2,680,000	28,511
2019	175	144	121	17.7%	84.0%	69.1%	3,489,500	28,839
2018	235	194	143	17.4%	73.7%	60.9%	4,697,300	32,848



YEAR	CAT	RING	SOLD	% W/D	% S/R	% S/C	GROSS €	AVG €
2022	152	123	103	19.1%	83.7%	67.8%	13,573,000	131,777
2021	164	123	108	25.0%	87.8%	65.9%	15,171,100	140,473
2020	165	77	64	53.3%	83.1%	38.8%	9,754,670	152,417
2019	167	145	114	13.2%	78.6%	68.3%	14,797,000	129,798
2018	170	150	113	11.8%	75.3%	66.5%	14,766,000	130,673



YEAR	CAT	RING	SOLD	% W/D	% S/R	% S/C	GROSS €	AVG €
2022	237	204	174	13.9%	85.3%	73.4%	6,639,000	38,155
2021	243	193	176	20.6%	91.2%	72.4%	6,539,427	37,156
2020	254	147	125	42.1%	85.0%	49.2%	3,816,490	30,532
2019	225	196	178	12.9%	90.8%	79.1%	4,990,500	28,037
2018	246	204	170	17.1%	83.3%	69.1%	5,054,900	29,735



YEAR	CAT	RING	SOLD	% W/D	% S/R	% S/C	GROSS £	AVG £
2022	1,121	947	776	15.5%	81.9%	69.2%	47,799,042	61,597
2021	1,149	887	751	22.8%	84.7%	65.4%	45,525,234	60,619
2020	895	523	442	41.6%	84.5%	49.4%	29,069,797	65,769
2019	1,079	896	722	17.0%	80.6%	66.9%	42,168,885	58,406
2018	1,222	1,032	761	15.5%	73.7%	62.3%	46,574,855	61,202

LEADING EUROPEAN SIRES OF TWO-YEAR-OLDS IN TRAINING

Thru May 27, 2022- OBS March & April, Fasig Gulfstream, Goffs Dubai, Goffs UK, Craven UK, Tatts Guineas, Arqana, Goresbridge - Sires with 2+ sold for 115k+ average.

SIRE NAME	YOB	HIS SIRE	FFLS	ST	2022 FEE	2019 FEE	# CAT	# RING	# SOLD	US\$ AVG	US\$ MED
KINGMAN	2011	INVINCIBLE SPIRIT	2016	ENG	150,000	75,000	19	15	12	213,219	170,000
SHAMARDAL	2002	GIANT'S CAUSEWAY	2007	DEAD	-	PVT	3	2	2	176,050	176,050
SIYOUNI	2007	PIVOTAL	2012	FR	140,000	100,000	10	9	8	147,180	93,625
CRACKSMAN	2014	FRANKEL	2020	ENG	17,500	25,000	7	5	4	147,127	51,929
SAXON WARRIOR	2015	DEEP IMPACT	2020	IRE	20,000	30,000	10	10	7	139,066	58,850
SEA THE STARS	2006	CAPE CROSS	2011	IRE	150,000	135,000	8	8	8	124,539	106,000
WOOTTON BASSETT	2008	IFFRAAJ	2013	IRE	150,000	40,000	6	5	3	122,722	87,827
SEA THE MOON	2011	SEA THE STARS	2016	ENG	25,000	15,000	13	10	9	117,130	83,460
LOPE DE VEGA	2007	SHAMARDAL	2012	IRE	125,000	80,000	15	12	7	115,414	133,750
EXCEED AND EXCEL	2000	DANEHILL	2006	AUS	-	50,000	18	14	10	105,414	58,895
U S NAVY FLAG	2015	WAR FRONT	2020	IRE	12,500	25,000	10	9	7	98,271	53,040
OASIS DREAM	2000	GREEN DESERT	2005	ENG	20,000	30,000	14	12	11	96,468	80,802
ZOUSTAR	2010	NORTHERN METEOR	2020	AUS	25,000	25,000	19	18	13	94,104	80,250
NIGHT OF THUNDER	2011	DUBAWI	2017	IRE	75,000	15,000	15	12	9	93,082	54,048
INVINCIBLE SPIRIT	1997	GREEN DESERT	2004	IRE	60,000	120,000	19	18	16	89,243	70,670
IFFRAAJ	2001	ZAFONIC	2008	ENG	17,500	35,000	8	8	6	86,864	55,535
MEHMAS	2014	ACCLAMATION	2018	IRE	50,000	10,000	21	19	13	84,424	82,500
NO NAY NEVER	2011	SCAT DADDY	2016	IRE	125,000	100,000	17	13	9	82,711	48,750
KODIAC	2001	DANEHILL	2008	IRE	65,000	65,000	37	32	25	81,806	46,800
ZOFFANY	2008	DANSILI	2013	DEAD	-	25,000	17	15	13	80,115	32,100
ALMANZOR	2013	WOOTTON BASSETT	2019	FR	30,000	35,000	2	2	2	77,575	77,575
LE HAVRE	2006	NOVERRE	2011	DEAD	40,000	45,000	3	3	3	75,613	55,640
GLENEAGLES	2012	GALILEO	2017	IRE	15,000	30,000	7	6	4	74,910	31,845
MASTERCRAFTSMAN	2006	DANEHILL DANCER	2011	DEAD	-	30,000	4	4	2	73,900	73,900
SIoux NATION	2015	SCAT DADDY	2020	IRE	10,000	12,500	25	23	18	73,606	42,830
ACCLAMATION-GB	1999	ROYAL APPLAUSE	2005	IRE	27,500	40,000	10	9	8	72,000	72,525
HIGHLAND REEL	2012	GALILEO	2019	IRE	10,000	17,500	3	3	2	66,875	66,875
NATIONAL DEFENSE	2014	INVINCIBLE SPIRIT	2019	IRE	8,000	8,000	4	4	3	66,843	77,040
DARK ANGEL	2005	ACCLAMATION	2009	IRE	60,000	85,000	18	15	11	66,841	74,315
EXPERT EYE	2015	ACCLAMATION	2020	ENG	10,000	20,000	17	15	12	65,833	24,930
TIME TEST	2012	DUBAWI	2019	ENG	15,000	8,500	9	8	5	65,744	52,500
ZARAK	2013	DUBAWI	2019	FR	25,000	12,000	4	3	3	61,050	28,500
RAVEN'S PASS	2005	ELUSIVE QUALITY	2010	IRE	7,500	10,000	3	3	3	59,663	29,960
STARSPANGLED BANNER	2006	CHOISIR	2012	IRE	35,000	17,500	20	16	13	59,380	51,360
ARDAD	2014	KODIAC	2019	ENG	12,500	6,500	10	8	6	56,942	43,875
TAMAYUZ	2005	NAYEF	2010	IRE	7,000	12,500	3	2	2	53,000	53,000
AUSTRALIA	2011	GALILEO	2016	IRE	35,000	35,000	7	7	6	52,552	56,200
SHOWCASING	2007	OASIS DREAM	2012	ENG	45,000	55,000	22	18	12	52,108	54,324
BATED BREATH	2007	DANSILI	2014	ENG	15,000	10,000	4	3	2	51,045	51,045
HAWKBILL	2013	KITTEN'S JOY	2020	JPN	-	7,500	2	2	2	50,881	50,881
HAVANA GREY	2015	HAVANA GOLD	2020	ENG	6,000	8,000	14	11	9	49,872	35,250
NEW BAY	2012	DUBAWI	2018	IRE	37,500	15,000	7	6	4	48,838	36,400
SHALAA	2013	INVINCIBLE SPIRIT	2018	AUS	-	22,000	3	3	3	47,000	21,000
CITYSCAPE	2006	SELKIRK	2015	ENG	4,000	5,000	2	2	2	46,550	46,550
HARRY ANGEL	2014	DARK ANGEL	2020	ENG	12,500	20,000	11	11	11	43,055	30,000
TASLEET	2013	SHOWCASING	2020	ENG	5,000	6,000	21	18	17	42,232	21,400
LIGHTNING SPEAR	2011	PIVOTAL	2020	ENG	5,000	8,500	3	3	2	40,670	40,670
ADAAY	2012	KODIAC	2018	ITY	4,500	5,000	4	4	4	40,226	17,828
MUHAARAR	2012	OASIS DREAM	2017	FR	5,000	30,000	6	6	6	39,472	29,125
GREGORIAN	2009	CLODOVIL	2016	IRE	4,500	6,000	3	2	2	39,375	39,375
SEAHENGE	2015	SCAT DADDY	2020	FR	3,500	5,000	6	6	6	38,388	24,750
HAVANA GOLD	2010	TEOFILO	2015	ENG	12,500	15,000	10	10	7	38,282	30,000
DABIRSIM	2009	HAT TRICK	2015	FR	8,000	30,000	5	4	3	37,450	37,450

[For a complete roster of all 134 sires of European 2YOs, please click here](#)

SECTION 3: LEADING YOUNG SIRES IN AUSTRALASIA



Leading F2019 sire *Russian Revolution*.
Photo courtesy Newgate Stud.

AUSTRALASIAN F2019 SIRES: RUSSIAN REVOLUTION CONTINUES NEWGATE PROMINENCE

Capitalist, Maurice, and Extreme Choice Lead F2018 Sires

In a landscape previously dominated by the likes of Arrowfield, Coolmore, and Darley, Newgate Stud announced itself as a major player in the stallion business with the F2018 sire crop (retired to stud 2017, first foals 2018) featuring Extreme Choice and Capitalist. They haven't taken their foot off the gas either as **Russian Revolution**, a two-time 1100m G1 winner by four-time leading sire Snitzel, is comfortably Australasia's Leading Freshman Sire with two months remaining in the 2021-2022 racing season. He's the leading sire by 2yo winners (10), over Queensland sires **The Mission** (9) and **Heroic Valour** (8), and which include GSW Revolutionary Miss and Rise Of the Masses. Gold Standard, a son of Sebring who was at Spendthrift Australia and is now at Widden Victoria, has only had five runners and two winners, but one of them is Sheeza Belter, a recent G2 winner in Queensland, thus elevating her sire into second place by progeny earnings among Australasian freshman sires. New Zealand's **Almanzor** ranks fourth in the combined list, splitting the two Queensland sires.

A defining aspect of Australian sires is that they can be split into three groups based on distance capabilities, defined ingeniously as 'short', 'intermediate', and 'long'. Short is <1200m for 2yo's, <1400m for 3yo's+; Intermediate is exactly 1200m for 2yo's, 1400m-1600m for 3yo's+; and Long is >1200m for 2yo's, >1600m for 3yo's+. The now-older generation of top sires is heavily weighted to 'sprint' sires who have ~70% short SW: Snitzel, I Am Invincible, Exceed And Excel for example, with sires like Lonhro, Written Tycoon, Fastnet Rock, and Not A Single Doubt also having 50%+ sprint SW. Then, in a three-year period – sires with first foals 2013-2015 – four top sires emerged, but three of them have much longer-distance leanings: F2013 So You Think, F2014 Pierro, and F2015 Dundee; only F2015 Zoustar is a 70% sprint sire. So Australian breeders have been thirsty for new young high-class sprint sires.

Enter the F2018 sire crop, sires who went to stud in 2017, had their first foals in 2018, and now have 3yo's 10 months through their first 3yo season. The new kid on Australia's 'top stallion operation' block, Newgate Farm, retired four strong prospects in 2017 and have produced two new top sprint sires, **Capitalist** and **Extreme Choice**, who now rank 1st and 3rd on the Australasian second-crop sire list by cumulative earnings, though Extreme Choice is hobbled by poor fertility, which is especially disappointing as he has a truly sensational 7.41 APEX A Runner Index. Splitting the two is Arrowfield's **Maurice**, who only has two SW but both are G1 winners: Hitotsu a 3-time G1 winner at 1600m, 2400m, and 2500m; and Mazu, a G1 winner at 1200m. Capitalist, who has 8 SW and 19 stakes horses (9 GSH), and Extreme Choice (7 SW, of which 5 GSW and 2 G1 winners) have the highest number of SW from this group, and in fact are the only sires with more than 3 SW. Maurice has 10 SH (8 GSH); another Arrowfield sire, **Shalaa**, ranks #4 by cumulative progeny earnings and has 9 SH (7 GSH). Newgate's **Flying Artie**, Widden's new sire (from Victoria), **Rebel Dane** (sire of the 2022 G1 Golden Slipper winner Fireburn), and Vinery's **Star Turn** (9 SH) also have over \$4-million in cumulative progeny earnings.

AUSTRALASIAN LEADING SIRES WITH FIRST FOALS 2019

Data current through May 30, 2022- Arion Pedigrees

RANK	STALLION	YOB	SIRE NAME	CURRENT ST	OTHER ST	RNRS	WNRS	EARNINGS	SWs	SHs	GWs	GHs	G1W	G1Hs	Win Dist
1	RUSSIAN REVOLUTION	2013	SNITZEL	NSW	NSW	37	10	1,636,986	2	4	2	2	0	1	1069
2	GOLD STANDARD	2014	SEBRING	VIC	VIC	5	2	930,050	1	2	1	1	0	0	1200
3	THE MISSION	2014	CHOISIR	QLD	QLD	16	9	807,895	0	0	0	0	0	0	1080
4	ALMANZOR	2013	WOOTTON BASSETT	NZ	FR	19	5	771,667	1	2	0	2	0	1	1280
5	HEROIC VALOUR	2013	FASTNET ROCK	QLD	QLD	21	8	621,636	0	0	0	0	0	0	1050
6	PARIAH	2014	REDOUTE'S CHOICE	NSW	NSW	18	3	506,415	1	2	1	1	0	0	1133
7	HELLBENT	2012	I AM INVINCIBLE	NSW	NSW	28	4	482,406	0	3	0	2	0	0	1080
8	IMPENDING	2013	LONHRO	VIC	VIC	22	4	401,553	0	2	0	2	0	0	1127
9	OVERSHARE	2014	I AM INVINCIBLE	VIC	VIC	4	2	390,803	0	1	0	1	0	0	1100
10	INVADER	2014	SNITZEL	QLD	NSW	21	6	321,880	0	0	0	0	0	0	1050
11	SUPIDO	2011	SEBRING	NSW	NSW	8	1	310,058	0	1	0	1	0	0	1100
12	MERCHANT NAVY	2014	FASTNET ROCK	NSW	NSW	19	4	261,585	0	1	0	1	0	0	1175
13	SPIETH	2012	THORN PARK	QLD	NSW	17	5	217,305	0	1	0	0	0	0	1114
14	MENARI	2014	SNITZEL	NSW	NSW	7	3	214,480	0	0	0	0	0	0	1200
15	TIME TEST	2012	DUBAWI	GB	NZ	9	3	178,079	1	2	0	0	0	0	1166
16	RIBCHESTER	2013	IFFRAAJ	NZ	IRE	6	2	177,325	0	1	0	0	0	0	1133
17	KOBAYASHI	2014	I AM INVINCIBLE	QLD	QLD	15	2	164,295	0	1	0	1	0	0	1050
18	SEBRING SUN	2012	SEBRING	NSW	NSW	6	3	142,205	0	0	0	0	0	0	1116
19	A LOT	2012	TAPIT	WA	WA	5	1	138,075	0	1	0	1	0	0	1000
20	CARAVAGGIO	2014	SCAT DADDY	IRE	NSW	16	2	136,842	0	0	0	0	0	0	1150
21	CHURCHILL	2014	GALILEO	NSW	IRE	12	2	131,845	0	0	0	0	0	0	1200
22	JUKEBOX	2014	SNITZEL	QLD	NSW	12	3	131,740	0	0	0	0	0	0	900
23	SATONO ALADDIN	2011	DEEP IMPACT	NZ	NZ	8	3	81,954	0	1	0	0	0	0	1066
24	TOSEN STARDOM	2011	DEEP IMPACT	VIC	VIC	10	0	70,500	0	0	0	0	0	0	
25	WAR DECREE	2014	WAR FRONT	NZ	NZ	10	1	50,001	0	1	0	1	0	0	820
26	ZULULAND	2011	FASTNET ROCK	NSW	NSW	8	0	43,662	0	0	0	0	0	0	
27	THRNUM	2013	SNITZEL	VIC	VIC	6	0	35,010	0	0	0	0	0	0	
28	HIGHLAND REEL	2012	GALILEO	IRE	VIC	9	0	34,792	0	0	0	0	0	0	
29	INFERENCE	2013	SO YOU THINK	VIC	VIC	2	0	27,910	0	1	0	0	0	0	
30	LORD OF THE SKY	2010	DANERICH	NSW	NSW	3	0	26,070	0	0	0	0	0	0	
31	DERRYN	2013	HINCHINBROOK	NZ	NZ	9	1	17,886	0	0	0	0	0	0	1100
32	SAVILE ROW	2013	MAKFI	NZ	NZ	2	1	13,185	0	0	0	0	0	0	1200
33	BOULDER CITY	2014	SNITZEL	VIC	VIC	3	0	12,600	0	0	0	0	0	0	
34	HOOKED	2010	CASINO PRINCE	VIC	VIC	2	0	6,725	0	0	0	0	0	0	
35	HUALALAI	2014	STREET CRY	SA	SA	2	0	6,250	0	0	0	0	0	0	
36	THUNDER DOWN UNDER	2012	STREET SENSE	NZ	NZ	2	0	5,908	0	0	0	0	0	0	
37	EL DOUTE	2010	REDOUTE'S CHOICE	NZ	NZ	1	0	3,898	0	0	0	0	0	0	
38	WHAT'S THE STORY	2012	SAVABEEL	NZ	NZ	2	0	1,539	0	0	0	0	0	0	
39	THUNDER FIRE	2014	UNCLE MO	-	-	1	0	1,100	0	0	0	0	0	0	
40	BON AURUM	2012	BON HOFFA	VIC	VIC	1	0	700	0	0	0	0	0	0	
41	PUB THUG	2012	HOTELIER	-	-	1	0	300	0	0	0	0	0	0	
42	GEE GEES AMERICANE	2014	AMERICAIN	-	-	1	0	-	0	0	0	0	0	0	

[For a complete list of all Australasian stallions with first foals 2019 click here](#)

AUSTRALASIAN LEADING SIRES WITH FIRST FOALS 2018 (CUMULATIVE)

Data current through May 30, 2022- Arion Pedigrees

RANK	STALLION	YOB	SIRE NAME	CURRENT ST	OTHER ST	RNRS	WNRS	EARNINGS	SWs	SHs	GWs	GHs	G1W	G1Hs	Win Dist
1	CAPITALIST	2013	WRITTEN TYCOON	NSW	NSW	170	76	8,792,727	8	19	4	9	1	1	1105
2	MAURICE	2011	SCREEN HERO	JPN	NSW	72	40	7,993,677	2	10	2	8	2	2	1345
3	EXTREME CHOICE	2013	NOT A SINGLE DOUBT	NSW	NSW	40	25	5,871,546	7	7	5	5	2	4	1153
4	SHALAA	2013	INVINCIBLE SPIRIT	NSW	FR	117	49	4,851,345	3	9	3	7	0	0	1154
5	FLYING ARTIE	2013	ARTIE SCHILLER	NSW	NSW	102	38	4,723,239	3	6	1	4	1	2	1187
6	REBEL DANE	2009	CALIFORNIA DANE	NSW	VIC	17	7	4,516,220	2	3	2	2	1	1	1198
7	STAR TURN	2013	STAR WITNESS	NSW	NSW	91	48	4,304,472	2	9	0	4	0	1	1159
8	XTRAVAGANT	2012	PENTIRE	NSW	NSW	58	26	2,869,527	3	4	1	2	0	0	1267
9	FROSTED	2012	TAPIT	VIC	KY	53	21	2,596,786	2	4	2	3	0	1	1126
10	ASTERNE	2013	MEDAGLIA D'ORO	NSW	NSW	86	38	2,477,720	2	5	1	3	0	0	1229
11	DIVINE PROPHET	2013	CHOISIR	QLD	NSW	85	35	2,149,147	2	3	2	3	0	0	1202
12	WINNING RUPERT	2013	WRITTEN TYCOON	QLD	NSW	69	29	2,057,235	1	5	0	1	0	0	1125
13	ROMMEL	2011	COMMANDS	WA	WA	31	19	1,958,452	2	4	1	2	0	0	1236
14	TIVACI	2012	HIGH CHAPARRAL	NZ	NZ	65	21	1,813,549	2	4	2	2	1	2	1360
15	AMERICAN PHAROAH	2012	PIONEEROF THE NILE	KY	NSW	84	31	1,799,513	3	5	2	3	0	0	1385
16	AWESOME ROCK	2011	FASTNET ROCK	WA	WA	33	14	1,692,745	2	4	1	1	0	0	1354
17	TARZINO	2012	TAVISTOCK	NZ	NZ	46	17	1,657,460	2	3	2	2	1	2	1676
18	CABLE BAY	2011	INVINCIBLE SPIRIT	VIC	ENG	52	17	1,543,948	2	3	0	1	0	0	1232
19	TURN ME LOOSE	2011	IFFRAAJ	NZ	NZ	64	19	1,491,216	5	8	3	4	1	1	1420
20	SOOBOOG	2012	SNITZEL	NSW	NSW	95	32	1,415,375	0	2	0	0	0	0	1098
21	WORTHY CAUSE	2011	CHOISIR	QLD	QLD	18	10	1,404,410	1	1	1	1	1	1	1238
22	VADAMOS	2011	MONSUN	NZ	IRE	77	22	1,383,705	3	4	1	3	0	2	1423
23	BELARDO	2012	LOPE DE VEGA	NZ	IRE	62	28	1,057,855	2	6	1	2	0	0	1334
24	MIKKI ISLE	2011	DEEP IMPACT	JPN	NSW	44	20	1,025,480	0	0	0	0	0	0	1139
25	STRATUM STAR	2011	STRATUM	NSW	NSW	62	18	1,025,380	0	0	0	0	0	0	1167
26	ALPINE EAGLE	2011	HIGH CHAPARRAL	TAS	TAS	54	18	1,002,421	1	3	0	0	0	0	1330
27	DEFCON	2013	CHOISIR	QLD	QLD	29	11	751,863	0	0	0	0	0	0	1127
28	TERRITORIES	2012	INVINCIBLE SPIRIT	NSW	NSW	25	13	710,050	0	0	0	0	0	0	1220
29	AIR FORCE BLUE	2013	WAR FRONT	KOR	NSW	38	16	674,194	0	1	0	0	0	0	1178
30	SIR PRANCEALOT	2010	TAMAYUZ	SA	CA	32	11	644,978	0	0	0	0	0	0	1447
31	HOLLER	2012	COMMANDS	TAS	VIC	41	12	630,523	0	0	0	0	0	0	1228
32	ODYSSEY MOON	2012	SNITZEL	NSW	NSW	25	8	552,127	0	1	0	1	0	0	1398
33	LUCKY STREET	2012	ORATORIO	WA	WA	20	6	489,070	0	1	0	0	0	0	1150
34	PALENTINO	2012	TEOFILO	VIC	VIC	47	8	435,550	0	0	0	0	0	0	1238
35	UNDER THE LOUVRE	2010	EXCELLENT ART	QLD	QLD	29	9	406,395	0	0	0	0	0	0	1274
36	BOBBY'S KITTEN	2011	KITTEN'S JOY	GB	NSW	21	8	378,661	0	0	0	0	0	0	1144
37	KISS AND MAKE UP	2013	MORE THAN READY	QLD	QLD	30	8	357,500	0	0	0	0	0	0	1203
38	VERT DE GRECE	2012	VERGLAS	WA	WA	19	4	337,210	0	1	0	0	0	0	1325
39	WOLF CRY	2012	STREET CRY	VIC	VIC	13	5	329,855	0	2	0	1	0	0	1180
40	SWEAR	2013	REDOUTE'S CHOICE	VIC	VIC	19	6	310,970	0	0	0	0	0	0	1333
41	PREFERMENT	2011	ZABEEL	NZ	NZ	30	7	298,279	0	2	0	1	0	0	1568
42	LIONHEARTED	2013	FASTNET ROCK	DEAD	TAS	21	5	256,134	0	0	0	0	0	0	1190
43	KING'S TROOP	2012	REDOUTE'S CHOICE	WA	WA	13	4	251,875	0	1	0	1	0	0	1325
44	FURNACES	2012	EXCEED AND EXCEL	NSW	NSW	15	4	237,483	0	0	0	0	0	0	1100
45	COUNTERATTACK	2012	REDOUTE'S CHOICE	GER	NSW	23	5	235,860	0	0	0	0	0	0	1143
46	WROTE	2009	HIGH CHAPARRAL	NZ	NZ	18	5	233,995	0	2	0	2	0	0	1389
47	VANBRUGH	2012	ENCOSTA DE LAGO	NZ	NZ	17	8	220,765	0	1	0	1	0	0	1351
48	TELPERION	2013	STREET CRY	NZ	NZ	35	7	200,169	1	2	1	1	0	0	1214
49	MAHUTA	2012	FLYING SPUR	WA	WA	12	5	186,810	0	0	0	0	0	0	1386
50	MSHAWISH	2010	MEDAGLIA D'ORO	KY	VIC	9	3	157,526	0	0	0	0	0	0	1371

[For a complete list of all Australasian stallions with first foals 2018 click here](#)

SECTION 4: AUSTRALASIAN SALES

AUSTRALIAN MIXED SALES

It's an accepted tenet of analyzing thoroughbred markets that yearling and weanling catalogues tend to be roughly comparable from year to year but sales of broodmare and race fillies/broodmare prospects can vary much more depending on what's in the catalogues. On the face of it the Australian broodmare market dipped by \$16.6-million this year but that actually proves the point as last year's Magic Millions broodmare sale included \$23-million from 37 Shadwell fillies and mares. If we take those out the 2021 market totaled \$159-million so there actually was a \$6-million gain (+4%) in gross over last year and the \$218,198 average for 760 mares was +12% from last year's non-Shadwell broodmare average of \$194,551. The broodmare market of course reflects the record \$673-million yearling market (so far), though the weanling market (\$35-million this year) is the one sector which hasn't caught up with other worldwide weanling markets where far higher amounts are traded.

FRANKEL DOWN SOUTH; THEY LIKE HIM THERE TOO

Frankel was the highest-rated racehorse in history and he's proving to be a superstar sire, too, including in Australia, where he's the sire of 12 individual A Runners including five G1G2 winners. Many of those were imported from the NH but Juddmonte has been covering Southern time with him as well, and for example two-time G1 winner Hungry Heart and 2022 G1 Randwick Guineas winner Converge are both August foals bred on Southern time.

These figures are not lost on Australasian buyers. Two colt foals by Frankel bred on Southern time averaged A\$605,000 at the recent Magic Millions weanling sale and no fewer than 13 mares in foal to him have averaged \$777,692 at the Australian broodmare sales, ranking him second by covering sire average for in-foal mares only to **I Am Invincible** (7 mares i/f, averaged \$1,064,286).

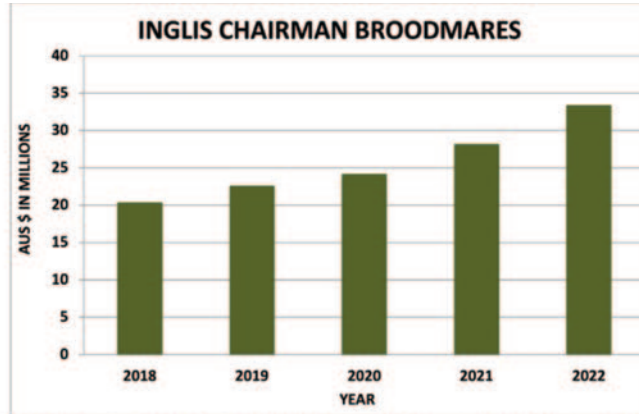
Frankel's \$605,000 average topped all sires with 2+ weanlings sold, while **Zoustar**, also with two sold, averaged \$435,000. Four other sires with 9+ sold averaged over \$100,000: **So You Think**, engaged in a titanic struggle with I Am Invincible for this season's Australian sire premiership, had 12 foals average \$221,667; and **Toronado**

(9/\$149,444); **Capitalist** (24/\$104,917); and leading Freshman sire **Russian Revolution** (18/\$102,772) also had six-figure averages.

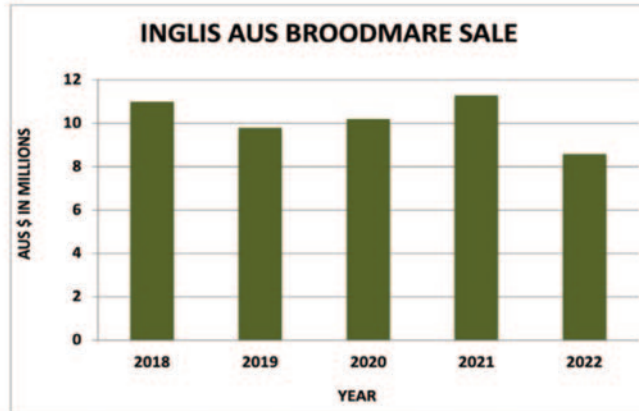
First-crop sires are always in big demand and no fewer than 17 sires with first foals 2021 had three or more sell for averages of \$30,000+. Darley shuttlers **Too Darn Hot** (4/\$178,875) and **Blue Point** (5/\$141,500) led the pack, followed by **Pierata** (8/\$104,375), **Castelvecchio** (6/\$97,500), **Exceedance** (11/\$93,091), **Dubious** (5/\$89,000), **Microphone** (9/\$79,833), and **Yes Yes Yes** (15/\$77,533).

In the continuing red-hot Australasian mare market, after I Am Invincible and Frankel, older sires **Exceed And Excel** (3/700,000) and **Fastnet Rock** (2/\$532,500) as well as young super-sire **Extreme Choice** (3/\$421,667) and European **Lope De Vega** (4/\$406,250) averaged \$400,000+ with fewer than five sold. **Snitzel** (8/\$587,500), first-year Aussie sire **Wootton Bassett** (13/\$484,615), **Zoustar** (10/\$411,000), and **Capitalist** (12/\$387,500) had the next highest averages with 5+ mares sold in foal. Besides Wootton Bassett the leading first-year sires by covering averages of in-foal mares were **Ghaiyyath** (3/\$323,333), **Farnan** (11/\$257,727), **Bivouac** (14/\$241,786), and **Dirty Work** (25/\$213,880), to whom most of the Spendthrift Australia Dispersal mares were in foal.

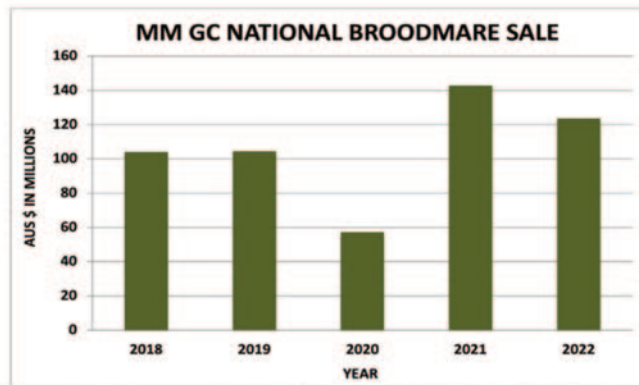
THE WORLDWIDE SALES TICKER: AUSTRALASIAN WEANLING SALES DATA
THROUGH MAY 30, 2022



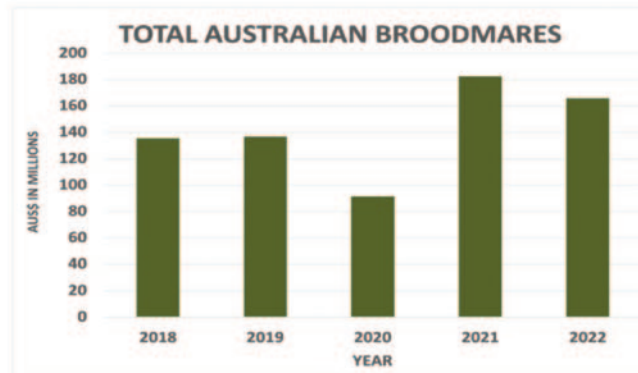
YEAR	CAT	RING	SOLD	% W/D	% S/R	% S/C	GROSS AU\$	AVG AU\$
2022	100	87	71	13.0%	71.0%	71.0%	33,430,000	470,845
2021	66	58	53	12.1%	91.4%	80.3%	28,235,000	532,736
2020	90	84	56	6.7%	66.7%	62.2%	24,179,090	431,769
2019	58	57	53	1.7%	93.0%	91.4%	22,620,000	426,792
2018	143	131	79	8.4%	60.3%	55.2%	20,415,000	258,418



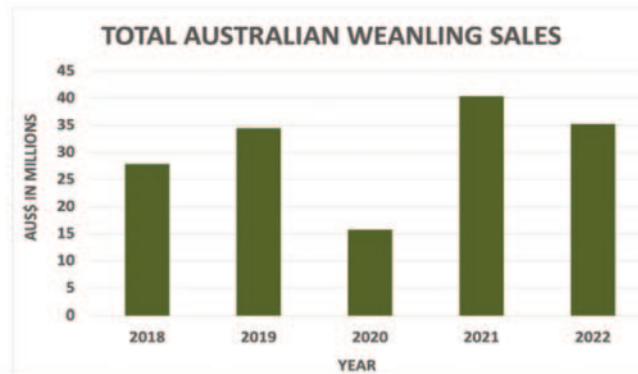
YEAR	CAT	RING	SOLD	% W/D	% S/R	% S/C	GROSS AU\$	AVG AU\$
2022	198	162	134	18.2%	82.7%	67.7%	8,668,000	64,687
2021	248	202	180	18.5%	89.1%	72.6%	11,294,600	62,748
2020	399	339	247	15.0%	72.9%	61.9%	10,211,660	41,343
2019	351	322	245	8.3%	76.1%	69.8%	9,839,000	40,159
2018	487	420	344	13.8%	81.9%	70.6%	11,013,250	32,015



YEAR	CAT	RING	SOLD	% W/D	% S/R	% S/C	GROSS AU\$	AVG AU\$
2022	753	653	555	13.3%	85.0%	73.7%	123,732,500	222,941
2021	842	715	623	8.9%	79.6%	72.6%	142,943,000	229,443
2020	659	560	422	15.0%	72.9%	61.9%	57,198,500	135,541
2019	1127	990	772	8.3%	74.2%	68.1%	104,495,000	135,356
2018	1070	938	792	10.7%	79.1%	70.6%	104,114,000	131,457



YEAR	CAT	RING	SOLD	% W/D	% S/R	% S/C	GROSS AU\$	AVG AU\$
2022	1,051	902	760	14.2%	84.3%	72.3%	165,830,500	218,198
2021	1,156	975	856	15.7%	87.8%	74.0%	182,472,600	213,169
2020	1,148	983	725	14.4%	73.8%	63.2%	91,589,250	126,330
2019	1,536	1,369	1,070	10.9%	78.2%	69.7%	136,954,000	127,994
2018	1,700	1,489	1,215	12.4%	81.6%	71.5%	135,542,250	111,557



YEAR	CAT	RING	SOLD	% W/D	% S/R	% S/C	GROSS AU\$	AVG AU\$
2022	819	644	519	21.4%	80.6%	63.4%	35,287,500	67,991
2021	716	572	509	20.1%	89.0%	71.1%	40,390,000	79,352
2020	733	553	427	24.6%	77.2%	58.3%	15,852,500	37,125
2019	988	817	659	17.3%	80.7%	66.7%	34,594,300	52,495
2018	722	611	533	15.4%	87.2%	73.8%	27,924,709	52,392

LEADING AUSTRALASIAN SIRES OF WEANLINGS

Thru May 27, 2022- Inglis Australian weanlings, Magic Millions Gold Coast weanlings - Sires with 2+ sold for 25k+ average.

SIRE NAME	YOB	HIS SIRE	FFLS	ST	2022 FEE	2020 FEE	# CAT	# RING	# SOLD	AU\$ AVG	AU\$ MED
FRANKEL	2008	GALILEO	2014	ENG	-	-	2	2	2	605,000	605,000
ZOUSTAR	2010	NORTHERN METEOR	2015	NSW	198,000	121,000	5	2	2	435,000	435,000
SO YOU THINK	2006	HIGH CHAPARRAL	2013	NSW	93,500	38,500	19	16	12	221,667	205,000
EXTREME CHOICE	2013	NOT A SINGLE DOUBT	2018	NSW	275,000	22,000	3	3	3	220,000	200,000
PIERRO	2009	LONHRO	2014	NSW	99,000	137,500	6	4	3	213,333	160,000
TOO DARN HOT	2016	DUBAWI	2021	NSW	44,000	44,000	6	5	4	178,875	195,000
DEEP FIELD	2010	NORTHERN METEOR	2016	NSW	88,000	55,000	10	5	5	170,000	150,000
WRITTEN TYCOON	2002	IGLESIA	2008	VIC	165,000	77,000	7	6	5	163,000	170,000
TORONADO	2010	HIGH CHAPARRAL	2016	VIC	88,000	27,500	14	12	9	149,444	135,000
SPIRIT OF BOOM	2007	SEQUALO	2015	QLD	33,000	44,000	3	3	2	145,000	145,000
BLUE POINT	2014	SHAMARDAL	2021	VIC	44,000	44,000	6	5	5	141,500	135,000
OVERSHARE	2014	I AM INVINCIBLE	2019	VIC	11,000	11,000	2	2	2	123,750	123,750
TRAPEZE ARTIST	2014	SNITZEL	2020	NSW	55,000	77,000	2	2	2	117,500	117,500
CAPITALIST	2013	WRITTEN TYCOON	2018	NSW	99,000	44,000	35	32	24	104,917	65,000
PIERATA	2014	PIERRO	2021	QLD	44,000	44,000	12	8	8	104,375	100,000
RUSSIAN REVOLUTION	2013	SNITZEL	2019	NSW	71,500	44,000	26	24	18	102,722	65,000
STARSPANGLED BANNER	2006	CHOISIR	2012	VIC	-	19,800	2	2	2	100,000	100,000
CASTELVECCHIO	2016	DUNDEEL	2021	NSW	27,500	33,000	10	8	6	97,500	98,750
EXCEEDANCE	2016	EXCEED AND EXCEL	2021	NSW	33,000	38,500	18	15	11	93,091	80,000
DUBIOUS	2016	NOT A SINGLE DOUBT	2021	QLD	13,200	13,200	12	7	5	89,000	55,000
AMERICAN PHAROAH	2012	PIONEER OF THE NILE	2018	KY	49,500	55,000	3	3	3	81,667	70,000
WRITTEN BY	2015	WRITTEN TYCOON	2020	NSW	27,500	22,000	11	7	7	81,571	75,000
JUSTIFY	2015	SCAT DADDY	2020	NSW	55,000	66,000	9	5	4	80,000	75,000
MICROPHONE	2016	EXCEED AND EXCEL	2021	NSW	33,000	38,500	11	10	9	79,833	50,000
DUNDEEL	2009	HIGH CHAPARRAL	2015	NSW	66,000	66,000	10	9	7	77,857	85,000
YES YES YES	2016	RUBICK	2021	NSW	38,500	38,500	19	17	15	77,533	50,000
SHALAA	2013	INVINCIBLE SPIRIT	2018	NSW	33,000	33,000	17	14	10	70,800	82,500
SHAMUS AWARD	2010	SNITZEL	2015	VIC	88,000	19,800	5	5	5	70,600	50,000
COSMIC FORCE	2016	DEEP FIELD	2021	NSW	11,000	16,500	16	15	12	69,167	57,500
ROYAL MEETING	2016	INVINCIBLE SPIRIT	2021	VIC	-	11,000	9	8	5	64,900	50,000
MAGNA GRECIA	2016	INVINCIBLE SPIRIT	2021	NSW	19,250	22,000	17	12	8	58,750	37,500
ZOUSAIN	2015	ZOUSTAR	2021	NSW	22,000	19,800	19	17	14	58,429	31,000
BRAZEN BEAU	2011	I AM INVINCIBLE	2016	VIC	44,000	49,500	6	3	2	57,500	57,500
ALABAMA EXPRESS	2016	REDOUTE'S CHOICE	2021	VIC	22,000	27,500	14	8	3	55,667	80,000
ALL TOO HARD	2009	CASINO PRINCE	2014	NSW	38,500	27,500	14	12	9	54,333	30,000
NICCONI	2005	BIANCONI	2011	VIC	22,000	27,500	10	8	6	52,750	45,750
OMAHA BEACH	2016	WAR FRONT	2021	VIC	-	22,000	15	13	12	52,583	33,000
HELLBENT	2012	I AM INVINCIBLE	2019	NSW	22,000	22,000	22	20	17	49,588	40,000
D'ARGENTO	2014	SO YOU THINK	2021	NSW	-	16,500	18	15	10	48,300	32,500
STARCRAFT	2000	SOVIET STAR	2007	VIC	-	8,800	3	3	2	41,000	41,000
BRUTAL	2015	O'REILLY	2021	NSW	22,000	27,500	22	14	13	39,385	38,000
HEADWATER	2012	EXCEED AND EXCEL	2017	NSW	16,500	13,750	14	12	5	38,800	39,000
SHOWTIME	2014	SNITZEL	2020	NSW	11,000	11,000	5	4	4	37,375	30,000
IMPENDING	2013	LONHRO	2019	VIC	22,000	19,800	5	4	3	35,667	35,000
MERCHANT NAVY	2014	FASTNET ROCK	2019	NSW	27,500	44,000	10	8	7	33,786	30,000
RUBICK	2011	ENCOSTA DE LAGO	2016	VIC	22,000	33,000	8	6	5	33,600	28,000
PUISSANCE DE LUNE	2008	SHAMARDAL	2016	VIC	14,300	19,800	2	2	2	33,000	33,000
XTRAVAGANT	2012	PENTIRE	2018	NSW	25,000	11,000	2	2	2	33,000	33,000
CALYX	2016	KINGMAN	2021	NSW	-	17,600	7	6	6	30,000	33,000
INVADER	2014	SNITZEL	2019	QLD	22,000	22,000	20	13	10	28,500	18,500
STAR TURN	2013	STAR WITNESS	2018	NSW	27,500	16,500	12	9	6	28,417	33,750
CHURCHILL	2014	GALILEO	2019	NSW	22,000	19,250	6	5	4	25,500	18,000
STAR WITNESS	2007	STARCRAFT	2012	VIC	14,300	22,000	6	5	3	25,333	18,000
HARRY ANGEL	2014	DARK ANGEL	2020	NSW	16,500	16,500	7	4	3	25,000	26,000

[For a complete roster of all 112 sires of Australasian Weanlings, please click here](#)

LEADING AUSTRALASIAN COVERING SIRES OF IN-FOAL MARES

Thru May 27, 2022- Inglis Chairmans and Australian Broodmares, Magic Millions Gold Coast Broodmares - Sires with 2+ sold for 50k+ average.

SIRE NAME	YOB	HIS SIRE	FFLS	ST	2022 FEE	2021 FEE	# CAT	# RING	# SOLD	AU\$ AVG	AU\$ MED
I AM INVINCIBLE	2004	INVINCIBLE SPIRIT	2011	NSW	247,500	220,000	7	7	7	1,064,286	1,000,000
FRANKEL	2008	GALILEO	2014	ENG	-	-	19	16	13	777,692	700,000
EXCEED AND EXCEL	2000	DANEHILL	2005	NSW	132,000	132,000	3	3	3	700,000	600,000
SNITZEL	2002	REDOUTE'S CHOICE	2007	NSW	220,000	165,000	8	8	8	587,500	390,000
FASTNET ROCK	2001	DANEHILL	2006	NSW	165,000	165,000	4	4	2	532,500	532,500
WOOTTON BASSETT	2008	IFFRAAJ	2022	NSW	71,500	71,500	17	15	13	484,615	420,000
EXTREME CHOICE	2013	NOT A SINGLE DOUBT	2018	NSW	275,000	PVT	7	7	3	421,667	380,000
ZOUSTAR	2010	NORTHERN METEOR	2015	NSW	198,000	154,000	16	13	10	411,000	275,000
LOPE DE VEGA	2007	SHAMARDAL	2012	IRE	-	-	5	5	4	406,250	412,500
CAPITALIST	2013	WRITTEN TYCOON	2018	NSW	99,000	99,000	15	15	12	387,500	250,000
GHAIYYATH	2015	DUBAWI	2022	VIC	27,500	27,500	3	3	3	323,333	300,000
PIERRO	2009	LONHRO	2014	NSW	99,000	110,000	11	10	9	303,889	320,000
WRITTEN TYCOON	2002	IGLESIA	2008	VIC	165,000	165,000	7	7	5	291,000	250,000
BLUE POINT	2014	SHAMARDAL	2021	VIC	44,000	44,000	11	9	9	287,778	250,000
MAURICE	2011	SCREEN HERO	2018	JPN	82,500	44,000	14	12	11	268,182	260,000
CAMELOT	2009	MONTJEU	2015	IRE	-	-	7	6	4	263,750	255,000
FARNAN	2017	NOT A SINGLE DOUBT	2022	NSW	55,000	55,000	16	14	11	257,727	250,000
BIVOUAC	2016	EXCEED AND EXCEL	2022	NSW	66,000	66,000	14	14	14	241,786	160,000
DEEP FIELD	2010	NORTHERN METEOR	2016	NSW	88,000	88,000	14	14	12	238,333	185,000
TOO DARN HOT	2016	DUBAWI	2021	NSW	44,000	44,000	7	7	7	231,429	220,000
STREET BOSS	2004	STREET CRY	2010	NSW	77,000	55,000	10	9	7	220,714	200,000
SO YOU THINK	2006	HIGH CHAPARRAL	2013	NSW	93,500	77,000	21	21	20	214,375	220,000
DIRTY WORK	2016	WRITTEN TYCOON	2022	VIC	16,500	19,800	26	26	25	213,880	130,000
JUSTIFY	2015	SCAT DADDY	2020	NSW	55,000	55,000	5	5	4	205,500	225,000
ALMANZOR	2013	WOOTTON BASSETT	2019	NZ	50,000	30,000	2	2	2	190,000	190,000
THE AUTUMN SUN	2015	REDOUTE'S CHOICE	2020	NSW	66,000	66,000	4	3	2	180,000	180,000
EXCEEDANCE	2016	EXCEED AND EXCEL	2021	NSW	33,000	33,000	11	10	6	169,583	170,000
DUNDEEL	2009	HIGH CHAPARRAL	2015	NSW	66,000	66,000	4	3	2	160,000	160,000
TORONADO	2010	HIGH CHAPARRAL	2016	VIC	88,000	49,500	5	5	5	156,000	160,000
OLE KIRK	2017	WRITTEN TYCOON	2022	NSW	55,000	55,000	9	9	6	155,000	120,000
LONHRO	1998	OCTAGONAL	2005	NSW	55,000	66,000	4	4	4	148,750	150,000
EARTHLIGHT	2017	SHAMARDAL	2022	VIC	22,000	22,000	6	6	5	138,500	140,000
SHAMUS AWARD	2010	SNITZEL	2015	VIC	88,000	33,000	7	6	4	132,500	140,000
FROSTED	2012	TAPIT	2018	VIC	38,500	44,000	7	7	7	125,000	85,000
RUSSIAN REVOLUTION	2013	SNITZEL	2019	NSW	71,500	44,000	18	16	11	121,364	95,000
FLYING ARTIE	2013	ARTIE SCHILLER	2018	NSW	22,000	33,000	17	14	12	119,417	75,000
TRAPEZE ARTIST	2014	SNITZEL	2020	NSW	55,000	66,000	7	7	4	108,750	62,500
SPIRIT OF BOOM	2007	SEQUALO	2015	QLD	33,000	33,000	9	8	8	108,125	107,500
ANDERS	2017	NOT A SINGLE DOUBT	2022	NSW	16,500	16,500	16	16	15	106,933	85,000
BRAZEN BEAU	2011	I AM INVINCIBLE	2016	VIC	44,000	49,500	9	9	8	105,000	95,000
KING'S LEGACY	2017	REDOUTE'S CHOICE	2022	NSW	33,000	33,000	10	9	7	100,714	85,000
ASTERN	2013	MEDAGLIA D'ORO	2018	NSW	11,000	16,500	6	5	5	99,600	70,000
MERCHANT NAVY	2014	FASTNET ROCK	2019	NSW	27,500	33,000	11	9	7	98,857	40,000
IMPENDING	2013	LONHRO	2019	VIC	22,000	22,000	3	3	3	95,000	70,000
HEADWATER	2012	EXCEED AND EXCEL	2017	NSW	16,500	16,500	8	6	4	94,250	52,500
HANSEATIC	2017	STREET BOSS	2022	VIC	17,600	17,600	8	8	8	91,625	55,000
HARRY ANGEL	2014	DARK ANGEL	2020	NSW	16,500	16,500	8	8	7	80,143	80,000
WRITTEN BY	2015	WRITTEN TYCOON	2020	NSW	27,500	24,750	10	10	6	76,667	80,000
MICROPHONE	2016	EXCEED AND EXCEL	2021	NSW	33,000	38,500	7	7	6	73,667	65,000
PIERATA	2014	PIERRO	2021	QLD	44,000	44,000	7	7	6	71,250	48,750
YES YES YES	2016	RUBICK	2021	NSW	38,500	38,500	8	8	6	70,833	46,500
NORTH PACIFIC	2017	BRAZEN BEAU	2022	NSW	22,000	22,000	19	18	14	69,464	40,000
STAR TURN	2013	STAR WITNESS	2018	NSW	27,500	16,500	14	10	9	69,333	60,000
HELLBENT	2012	I AM INVINCIBLE	2019	NSW	22,000	22,000	12	11	10	60,400	45,000

[For a complete roster of all 105 sires of Australasian In-Foal Mares, please click here](#)

SECTION 5: BILL'S TWEETS



Bill Oppenheim @biloppenheim · May 22

...

G2 German 2000/G1 @Tattersalls1766 Gold Cup (Alenquer, over a top lineup) double for red-hot Wm Haggas stable today & what an impressive performance as Homeless Songs galloped all over a good field in the G1 Irish 1000. Frankel/Dubawi like Adayar @JuddmonteFarms @DarleyEurope



Bill Oppenheim @biloppenheim · May 22

...

After this weekend's racing @yarramanpark I Am Invincible (\$17.393m) has taken the lead over @CoolmoreAus So You Think (\$17.200m) in his quest for a first Australian sire championship. No done deal though- So You Think took the lead with a heavy-ground G1 treble April 9.



Bill Oppenheim @biloppenheim · May 22

...

It seems like @WhitsburyManor 1st-crop sire Havana Grey has a new 2yo winner every day, including today - now 14! He won the G3 Molecomb at 2 & the G1 Flying Five at 3 and is from the 1st crop of @Tweenhills Havana Gold, a sprinting son of Teofilo out of 5f rocket Jessica's Dream



Bill Oppenheim @biloppenheim · May 22

...

There isn't a hotter trainer on the planet and now the somewhat underrated @coolmorestud Caravaggio has a G2-winning colt to go with G1-winning filly Tenebrism in his 1st crop. Top German trainer Peter Schiergen had the 2nd (1st crop of @NatStudStallion Time Test) & 3rd.

 **Racing Post** @RacingPost · May 22

Maljoom maintained trainer William Haggas's outstanding form by running down Rocchigiani to capture the Group 2 Mehl-Muhlens-Rennen at Cologne 🇩🇪 🏆

Read more 📖



Bill Oppenheim @biloppenheim · May 21

...

So that's just the 5 G1 winners for @Three_Chimneys Gun Runner in his 1st crop now. Another tough beat for Epicenter but for @Tapizaring, sometimes when you lose, you win.



Bill Oppenheim @biloppenheim · May 21

...

When Classic Empire held off Not This Time in the 2016 @BreedersCup Juvenile did we know they'd be this good as sires? @TMStallions Not This Time possible exacta in today's Preakness & @coolmoreamerica Classic Empire now 6 1st-crop SW incl G3W Morello & G2W Interstatedaydream.



Bill Oppenheim @biloppenheim · May 12

...

2yo winner #7 for @coolmorestud sire No Nay Never who had a 1-2 in the 6f 2yo race @yorkracecourse this afternoon. Of sires' G1+G2 winners the 'normal' percentage who do it as 2yo's in NA/EU is 20%; No Nay Never's at the end of 2021 was 80% (2 G1W, 8 G2W).



Bill Oppenheim @biloppenheim · May 8

...

Australian General Sire List: So You Think (\$16.875m) leads I Am Invincible (\$16.666m, closing the gap) by \$200k with 12 weeks left in the season. #3 Nicconi (\$15.770m), #4 Snitzel (\$15.205m) @CoolmoreAus @yarramanpark @widdenstud @ArrowfieldStud.



Bill Oppenheim @biloppenheim · May 7

...

Ky Derby winner: from 1st crop of sire (Keen Ice). 2nd & 3rd from 2nd crops of their sires.

Ky Oaks winner from 1st crop of her sire (Arrogate);

English 1000 winner from 1st crop of her sire (Aclaim). Tell us again why breeders shouldn't be using unproven sires?



Bill Oppenheim @biloppenheim · May 1

...

Today's G3 Premio Parioli a/k/a Italian 2000 Guineas was won by 3c See Hector, from the 1st EU crop by Aussie-bred Counterattack, 7f G3W by Redoute's Choice. He stands at Gestut Karlshof; another strike for small but good German breeding industry @ArrowfieldStud @ejplantain



Bill Oppenheim @biloppenheim · May 1

...

Massive boost for @NatStudStallion Aclaim, a 7f specialist trained by Martyn Meade who won 2 G2's & the G1 Foret as his first-crop filly Cachet led all the way to win the G1 English 1000 Guineas. 1st 2 were 3rd-2nd to @CPStudOfficial Inspiral in the G1 Fillies Mile.



Bill Oppenheim @biloppenheim · Apr 29

...

Wesley cut loose the €160k @Goffs1866 U S Navy Flag filly Love Reigns @keenelandracing this afternoon and she won by many at 5 1/2T - see you at @RoyalAscotSite! Sire now tied with barnmate Sioux Nation & Havana Grey with 3 winners each @coolmorestud @WhitsburyManor